

Table of Contents

Introduction	4
How To Order	5
01 Technical Data	
Extrusion Specifications	8
Spring Lock Feature	8
Fastener Torque Specifications	8
Aluminum Alloy	9
Anodizing	9
TSLOTS Advantages vs Welding	9
Deflection Calculations	10
TSLOTS DesignPro Introduction & Benefits	11
Want a quick quote now?	12
Design Requirements	12

FRACTIONAL

02 Structural Extrusions	
Fraction Extrusions	16-54
03 TSLOTS Brackets	
Corner Brackets & Gussets	58-70
Joining Strips & Plates	71-77
Tee Joining Plates	78-80
Cross Plates	81-82
Angle Joining Plates	83-89
Transition Brackets & Strips	90-94
04 Fasteners	
Fastener Application Test	98
Economy T-nuts	99-100
Standard T-nuts	100
Drop In T-nuts	101-102
Z-Nuts	103
Economy Tslot Studs	103
Butt Fasteners	103
Anchor Fasteners	104-105
Single Tab End Fastener	105
End Fasteners	106
Screws	108-113
Washers & Hex Nuts	114-115
05 TSLOTS Hardware	
Hinges	118-126
Handles	126-129
Door Catches	129-134
Door Slide Track	135
Cup Holder	135
Tube Clamps	136
End Caps	137
Tool Hangers & Covers	138-139
Manifold Plates	139-143
Binder & Sensor Blocks	144-145
Casters	146-150
Caster Base Plates	151-152
Glides, Mounts And Feet	153-155
Base Plates	156-159
Base Plate - Floor Mounts	160
45° Supports	161

Pivot Joints	162
Dynamic Hinges & Arms	163-166
Dynamic Hinge Assemblies	167-172
Pivot Bracket - 90°	173
Structural Hinges & Arms	174-178
Structural Hinges Assemblies	179-184

06 TSLOTS Panels

Plastic Panels	188-191
PVC Coated Wire Mesh	191
Area Calculator Matrix	192
Panel Mount Blocks & Brackets	193-194
Panel Retainers	195-196
Mesh Panel Retainers	197-1968
Backing Plates	199
Mesh Panel Retainer Assemblies	200
Panel Stiffener & Gaskets	201-203
Glass Panel Clamp	203-204
Slatwall Panels	205

07 Stanchions

Single Shaft Base	208
Double Shaft Base	208
Single Shaft Plates	209
Cross Clamp	210
Single Shaft Mounting Block	210
Single Horizontal Base	211
Double Horizontal Base	211
Quick Clamp	212
Replacement Handle	213

08 Linear Motion

Deluxe Bearings	216-218
Economy Bearings	219-221
Machining Services	222
Bearing Load Ratings	223
Linear Bearing Replacement Pads	224-225
Brake Kits	226-227
Roller Wheels	228
Roller Wheel Bracket and Assemblies	229-230

B-SERIES

02 Structural Extrusions

B-SERIES Metric Extrusion	234-264
---------------------------------	---------

03 TSLOTS Brackets

Corner Gussets & Connector	268-269
Cover Caps for Gussets	270
3-Way Connector & Caps	271
Corner Connectors	272
Connection Plates & Strips	273-275
Tee Joining Plate	276
Corner Brackets	277-278

04 Fasteners

Roll In T-nuts	282-283
Standard T-nuts	283
Hammer T-Nuts	284
Screws	285-289

Washers, Hex & Flange Nuts	290
Bolt, Central & Milling Connectors	291-293

05 TSLOTS Hardware

Swivel Feet Base & Rods	296
Adjustable Leveling Foot	297
Hinges	297-299
Handles	299-300
Magnetic Catch & Door Catches	301-303
Binding Blocks	303-304
Rollers & Plate Connector	305
Pivot & Turning Angles	306-307
Base Plates	308
End Caps & Covers	309
Tool Hanger & Cup Holder	310
Profile Connectors	311-312
Floor Brackets & Mounts	313-315
Pivot Joints	316-320
Footplates	321

06 TSLOTS Panels

Plastic Panels	324-327
PVC Coated Wire Mesh	327
Area Calculator Matrix	328
Panel Holder & Mesh Retainer Assembly	329
Uniblock & Clip Block	330
Plug in Profiles	331
Cover & Reduction Profile	332
Glass Panel Clamp	333

METRIC

02 Structural Extrusions

Metric Extrusion	336-359
----------------------------	---------

03 TSLOTS Brackets

Corner Brackets & Gussets	362-368
Joining Strips & Plates	369-371
Tee Joining Plates	371-375

04 Fasteners

Fastener Application Test	378
Economy T-nuts	379
Standard T-nuts	379
Drop In T-nuts	380-381
Z-Nuts	381
Butt Fasteners	381
Anchor Fasteners	382
End Fasteners	382
Single Tab End Fastener	383
Screws	383-386
Washers & Hex Nuts	387

05 TSLOTS Hardware

Hinges	390-395
Handles	395-397
Door Catches	398-403
Door Slide Track	403
Tool Hangers & Clamp	404-405
Binder Clips & Binding Blocks	405-406

End Caps & Covers	407-408
Casters	409-411
Leveling Feet	412-413
Base Plates	414-416
Floor Mounts	417
Pivot Joints	418-419

06 TSLOTS Panels

Plastic Panels	422-425
PVC Coated Wire Mesh	425
Area Calculator Matrix	426
Panel Mount Blocks & Brackets	427-428
Panel Retainers	429
Mesh Panel Retainers	430
Backing Plates	431
Mesh Panel Retainer Assemblies	432
Panel Stiffener & Gasekt	432-433
Glass Panel Clamp	434
Slatwall Panels	435

07 Metric Bearings

Economy Bearings	438-439
Machining Services	440-441
Replacement Pads	442
Brake Kits	443-444

ALL SERIES APPLICATIONS

09 CONNECT Guarding & LED Lights

CONNECT Guarding	448-451
LED Lights	452-453

10 Tools

Allen Wrench Sets	456-457
Cutters, Bits, Jigs & Taps	458-459

11 Extrusion Profiles

Flat Stock & Tubes	462-463
Angles	464
Gusset Profile & Nub	465
Right Angle Nub Profile	465-466
Panel Mount Profile	467
Single & Double Flange Bearing Profiles	467-468
Retainer Angles	468
Door Side Tracks	469

12 Machining Services

Slot Locations	472
Ordering Notes	473
Order Example	474
Cut To Length	475
Tap	476-477
Access Hole	478-479
Counterbore Anchor / Butt Fastening Assembly	480
Counterbore with Through Hole	481
Door Handle Milling	482-483
Bolt & Central Connectors	484
Panels And Wire Mesh Cut	485
Miter Saw Cuts & Counterbore	485-486
Notch Services	487-488

Appendix

INTRODUCTION

Thank you for ordering the NEW TSLOTS catalog. The TSLOTS catalog has been enhanced to include new profiles, accessories, TSLOTS brackets and many other parts designed to complete your project. TSLOTS is a product offering of **Eagle Mouldings**, an aluminum extrusion company that provides stock and custom extrusions. If your project calls for a custom extrusion, we can provide it for you too!

The concept behind the T-Slotted aluminum extrusion is to make assembly of structures faster and easier than using welded steel. That's because the main component of the system is the TSLOTS design: insert a T-Nut and fastener into a T-Slot and tighten. It's that simple. No welding or grinding required. All you need to tighten your TSLOTS design is a few simple hand tools.

When you are done, you have a durable, strong, lightweight structure that's functional and attractive. The high-strength extruded aluminum profiles have a clear and black anodize surface that is scratch and corrosion resistant. Your structure never needs painting and is maintenance free.

PRODUCT WARRANTY

All **Eagle Mouldings** (TSLOTS) products are guaranteed to be free of actual defect in material and workmanship for (1) full year from the date product was shipped from the factory. This warranty is limited to replacing or repairing, at Futura's option, F.O.B. **Eagle Mouldings**, any part which, upon Futura inspection, is found to have a defect in material and/or workmanship. Futura in no event shall be liable for indirect or consequential damages arising out of the use of Futura products. Components purchased by Futura for inclusion by Futura shall be warranted only to the extent set out above and/or to the guarantee or warranty, if any, made by the supplier of said component.

No warranty is made by Futura, express or implied, that Futura products as used in a customer's design and specifications are fit for that customer's specific purpose. Apart from the above express warranty, there are no warranties, express, implied or statutory, including, without limitation, warranties of merchantability and fitness for a particular purpose, which extend beyond the description on the face hereof.

All product is shipped via best carrier, unless customer specified, F.O.B. Clearfield, Utah.

» *Returned unused product will be subject to a 20% restocking fee.*

HOW TO CONTACT US

50 Medina Street South
Loretto, MN 55357

Phone: 763.493.2995
Fax: 763.493.2990
Toll Free: 800.888.2044

sales@eagle-aluminum.com

MINIMUM ORDERS

We don't believe in minimums. If you need it, we'll ship to you. We appreciate all of your business, even the small stuff.

HOW TO ORDER

The fastest way for your order to be processed is to follow the format below.

ALWAYS INCLUDE:

- *Ship to address (no P.O. Boxes)*
- *Shipping method*
- *Purchase order number*

WHEN ORDERING, IT IS BEST TO LIST YOUR ORDER IN PRODUCT GROUPS

1. Extrusions (TSLOTS and Structural)
2. Custom Machining (As quoted by **Eagle Mouldings**)
3. Panels (Plastic, Wire, Alupalite, etc.)
4. Machining Services (Cutting, Tapping, Access Holes, etc. for all aluminum and panels)
5. Hardware (Fasteners, Joining Plates, TSLOTS Brackets, Hinges, Hardware, Accessories, Linear Motion, Stanchions)
6. Special Instructions

	ITEM # (Description)	QTY	LENGTH	MACHINING SERVICE NUMBER
Extrusions	650000 TS 1010	4	22"	660035 Side A and B
	650005 TS 1515	8	45.25"	660028 Side A and B
	650008 TS 1530	2	240"	
	650010 TS 1545	4	15"	660020 in Side A1, A2, A3 B1, B2, B3
Custom Machining	Cust #	4		Custom 45° Angle per drawing
Panels	655432	2	4 sq. ft.	1/4" Clear Polycarb 24" x 24" w/ 4 660097 see drawing
Machining	660002	4		CTL TS 1010
	660003	8		CTL TS 1515
	660007	4		CTL TS 1545
	660035	8		1/4 -20 Tap for TS 1010
	660028	16		15 S. Access Hole .295 thru
	660020	24		15 S Anchor Fastener C'bore
	660062	2		Cut Plastic Panel < 48"
Hardware	660097	4		Notch Panel for End Fastener Clear per drawing
	651161	80		15 S End Fastener w/ screw 5/16-18
	655000	8		TS 1010 End Cap
	655105	10		15 S Black T-Slot Cover
	651138	30		15 S Double End Fastener w/Screw 5/16-18

Special Instructions:

1 TECHNICAL DATA

Technical Data & Information

EXTRUSION SPECIFICATIONS

Alloy – 6560 or equivalent*, T6 Temper

Yield Strength (0.2% proof test) – 172 mpa = 25 ksi

Tensile Strength (.02% proof test) – 206 mpa = 30 ksi

Elasticity (E) – approximately 10,000 ksi

Hardness – 12+ Webster Model "B"

Flatness – .004" per inch of width

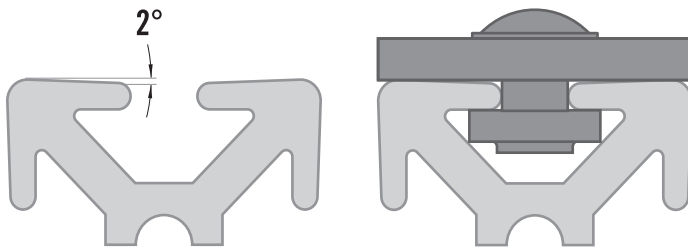
Straightness - .0125" per foot of length, not to exceed .120 inches over 20 feet of length

Twist – Twist per foot of length does not exceed .25° and total twist over 20 feet of length does not exceed 1.5°

**As an extruder, there are many other alloys that we can extrude. If your application calls for a different alloy, let us know and we can extrude it for you.*

SPRING LOCK FEATURE

Our Fractional and Metric TLOTS structural extrusions have a 2° taper that spring locks fasteners as they are tightened. Fasteners will not loosen, even under heavy vibration.



FASTENER TORQUE SPECIFICATIONS

The table (below) indicates the amount of torque needed in foot lbs. to activate the 2° drop lock feature of the extrusion. The nut and bolt combination is pre-loaded when tightened to the minimum torque rating. The pre-loaded state makes a vibration proof connection.

FASTENER DESCRIPTION	TESTED EXTRUSION	MIN FT LBS TORQUE	MAX FT LBS TORQUE
5/16-18 FBHSCS or BHSCS & Economy T-Nut	1.5" x 1.5"	10	20
Economy T-Slot Stud, Washer & Hex Nut	1.5" x 1.5"	25	30
15s Anchor Fastener & Standard T-Nut	1.5" x 1.5"	15	20
15s End Fastener	1.5" x 1.5"	10	22
1/4-20 FBHSCS or BHSCS & Economy T-Nut	1" x 1"	5	10
10s End Fastener	1" x 1"	5	17
10s Anchor Fastener & Standard T-Nut	1" x 1"	5	17
10-32 SHCS or BHSCS	1" x 1"	9	13

**These fastener torque specifications are to be used as a guide only. The person using this content is to assume all risk. With the many factors that can affect the torque specifications, the only way to determine the correct information is through a series of tests under actual assembly conditions.*

ALUMINUM ALLOY

An aluminum extrusion alloy is a predetermined mixture of one or more elements together with aluminum to be heated and hydraulically pressed through an extrusion die. Some common elements alloyed with aluminum include copper, magnesium, manganese, chromium, silicon, iron, nickel and zinc.

TLOTS extrusions use the 6560 or equivalent alloy. In addition to aluminum, the major alloying elements for this alloy include: Mg .25-.45% and Si .35-.8%.

ANODIZING

Anodizing is an electrochemical process that thickens and toughens the naturally occurring protective oxide. The resulting finish makes a corrosion resistant extrusion. TLOTS extrusions have an acid etch anodize finish that is .4-.6 mil. thick. And the anodize is a Type 2 Sulfuric.

REMEMBER – WE CUSTOM EXTRUDE TOO!

Futura can ship you a finished extrusion with your TLOTS orders. Futura provides the following operations:

- Extrusion
- Anodizing
- Machining
- Painting
- Heat treating
- Fabrication
- Warehousing
- Engineering assistance
countersink
- Cut to length
- Punch, slot,

TLOTS VS. WELDED STEEL

TLOTS ADVANTAGES

- Linear adjustment in X, Y and Z axis
- No welding
- No painting (unless you want to)
- No rusting
- No cleanup
- No special tools
- No electricity
- Easy modifications
- Add on attachments
- Remove attachments
- Strong support ability
- Linear slide capability
- Comes packed ready to assemble or arrives assembled if desired
- Compatibility with competitors attachments
- Lower cost per project
- Lightweight and easy to use

WELDED STEEL DISADVANTAGES:

- Special equipment, welder
- Welding supplies
- Paint
- Cleaning supplies
- Fabricating equipment
- May rust

WELDED STEEL ADVANTAGES

- Permanent assembly

MAKING CHANGES TO YOUR DESIGN IS EASY!



BEFORE



AFTER

Technical Data & Information

DEFLECTION CALCULATIONS

Using the calculations below, find your approximate deflection* for a specific TSLOTS extrusion. See table below for variations.

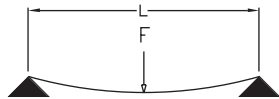
EQUATION VARIABLE UNITS RESPECTIVELY

- Max. Deflection is in inches
- "F" or Force is in pounds
- "L" or Length is in inches
- "E" or Modulus of elasticity is in pounds per inch squared
- "I" or Moment of Inertia is in inches⁴
- "W" or Weight is in pounds per inch

* For reference only.

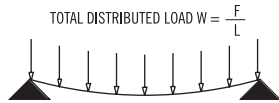
SUPPORTED LOADS

CONCENTRATED LOAD AT CENTER (*simply supported*)



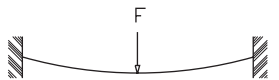
$$\text{MAX DEFLECTION} = \frac{FL^3}{48 EI}$$

UNIFORMLY DISTRIBUTED LOAD (*simply supported*)



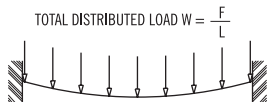
$$\text{MAX DEFLECTION} = \left(\frac{5}{384}\right) \left(\frac{WL^4}{EI}\right)$$

CONCENTRATED LOAD AT CENTER (*between fixed supports*)



$$\text{MAX DEFLECTION} = \frac{FL^3}{192 EI}$$

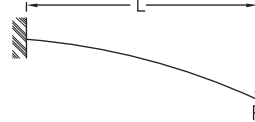
UNIFORMLY DISTRIBUTED LOAD (*between fixed supports*)



$$\text{MAX DEFLECTION} = \frac{WL^4}{384 EI}$$

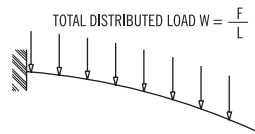
CANTILEVER LOADS

CONCENTRATED LOAD AT CENTER (*simply supported*)



$$\text{MAX DEFLECTION} = \frac{FL^3}{3 EI}$$

UNIFORMLY DISTRIBUTED LOAD (*simply supported*)



$$\text{MAX DEFLECTION} = \frac{WL^4}{8 EI}$$

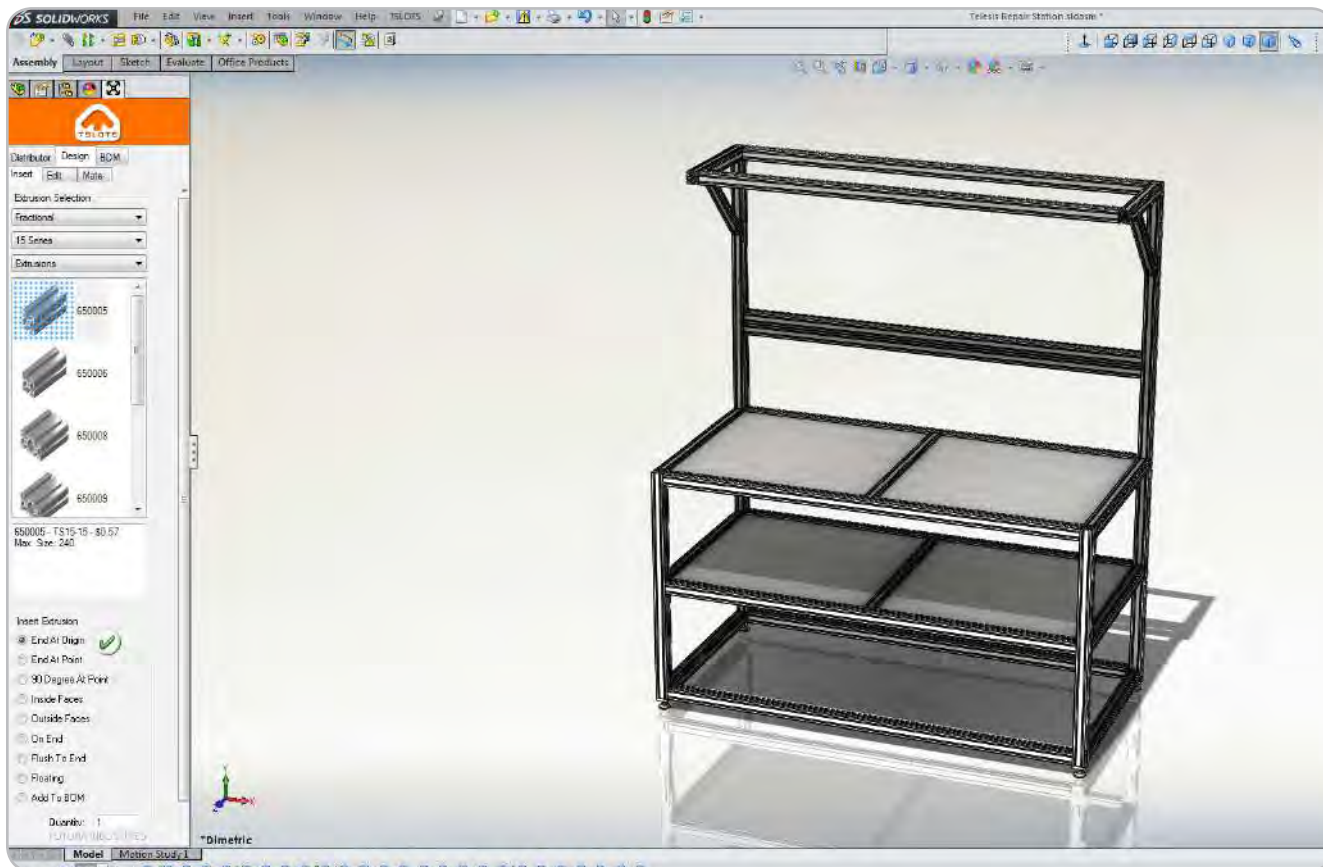
EXTRUSION	(E) MODULUS OF ELASTICITY	(Ix) MOMENT OF INERTIA	(Iy) MOMENT OF INERTIA
TS10-10	10,000,000 lbs/sq. in	.046 in ⁴	.046 in ⁴
TS10-10QR	10,000,000 lbs/sq. in	.0435 in ⁴	.0435 in ⁴
TS10-20	10,000,000 lbs/sq. in	.087 in ⁴	.321 in ⁴
TS20-20	10,000,000 lbs/sq. in	.578 in ⁴	.578 in ⁴
TS15-15	10,000,000 lbs/sq. in	.266 in ⁴	.266 in ⁴
TS15-15L	10,000,000 lbs/sq. in	.194 in ⁴	.194 in ⁴
TS15-15QR	10,000,000 lbs/sq. in	.172 in ⁴	.172 in ⁴
TS15-30	10,000,000 lbs/sq. in	.502 in ⁴	1.877 in ⁴
TS15-30L	10,000,000 lbs/sq. in	.408 in ⁴	1.431 in ⁴
TS15-45	10,000,000 lbs/sq. in	.739 in ⁴	5.913 in ⁴
TS30-30	10,000,000 lbs/sq. in	3.379 in ⁴	3.379 in ⁴
TS30-60	10,000,000 lbs/sq. in	6.430 in ⁴	21.856 in ⁴

» Deflection calculations are for reference only - they are only approximate.

TSLOTS DESIGNPRO™

Save Time and Money with TSLOTS Design Pro

TSLOTS Design Pro is an add-in for Solidworks 2011-Current that allows you to quickly take your ideas and to generate a realistic 3D representation.



BENEFITS OF TSLOTS DESIGNPRO™

- Reduces Modular Framing Design by over 50%
- Uses Solidworks Functionality to assist in the design
- Access to TSLOTS Library of Parts

DESIGNPRO™ TUTORIALS

Design Pro tutorials can be found inside the software, or from our website at www.tslots.com/designpro-tutorials/

If you have questions regarding Design Pro, contact our TSLOTS Design Dept. at saleseng@tslots.com

Technical Data & Information

WANT A QUICK QUOTE NOW?

We request that the applicable information below be included in the quote request. This will ensure that we have all the information we need to complete the quote quickly and accurately.

REQUEST TYPE	DIM./DETAILS	EXTRUSION	FASTENERS	PANELS	PANEL MOUNT
BOM (24 hrs)	Outside Dim.	10 Series	Joining Plate	Acrylic	In Slot
Budgetary (1-2d)	Inside Dim.	15 Series	Bracket/Gusset	Polycarbonate	Retainers
Quote (2-3d)	DWG/Model	40 Series	End Fastener	HDPE	Mount Blocks
		B Series	Anchor Fastener	Haircell	Surface Mount
			SHCS fastener	Expanded PVC	

DESIGN REQUIREMENTS

REQUEST TYPE

The quickest way to receive a quote is to provide us with a Bill of Materials. Detailed dimensioned drawings or solid models are preferred and can greatly decrease turnaround time. The complexity of the request is the main determining factor in regards to turnaround time.

DIMENSIONS/DETAILS

Please include as many critical dimensions as possible. The more details you can call out on a drawing, the better. If you don't have a drawing, please specify whether the dimensions you provided are inside critical or outside critical. Not having a drawing or model will increase lead time.

EXTRUSION SELECTION

Knowing this information is one of the quickest ways to get us started. Within each of the series, there are a number of extrusions to choose from. Using part numbers is preferred.

FASTENERS

It is important for us to know how we need to quote the connections. As with everything, the more specific you can be the better. Using part numbers is preferred.

PANELS

We have a variety of panels to choose from. When selecting panel, please specify material, thickness, and color.

PANEL MOUNTING

Panel mounting can be done in a few different ways as listed below. Please choose the best for your application.

ASSEMBLY/KIT

Please specify whether you would like us to assemble the quote or provide it as a kit. If left unspecified, the request will be quoted as a kit.

CONTENT

02 Structural Extrusions

10 Series	16-30
15 Series	31-54

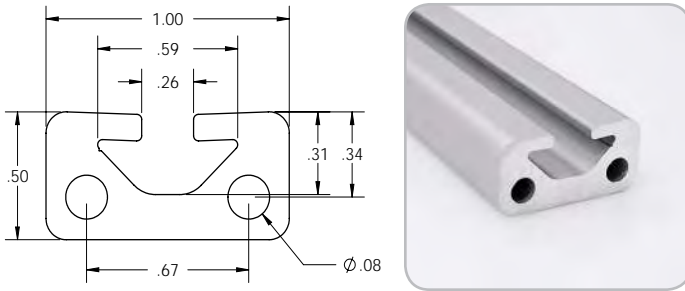
02 FRACTIONAL EXTRUSIONS

Fractional Extrusions

10 SERIES

TS10-50

Clear Anodized - 650021



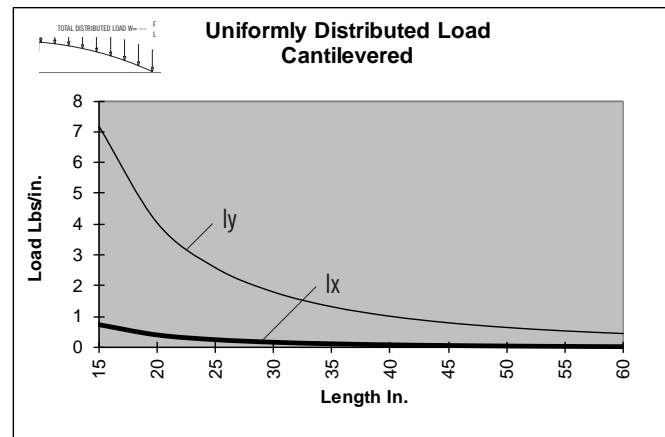
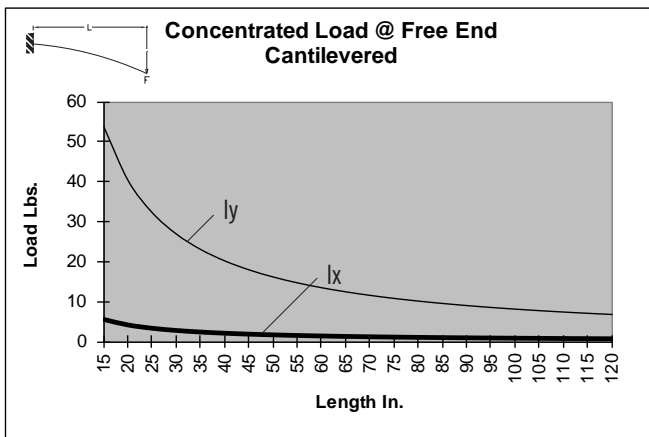
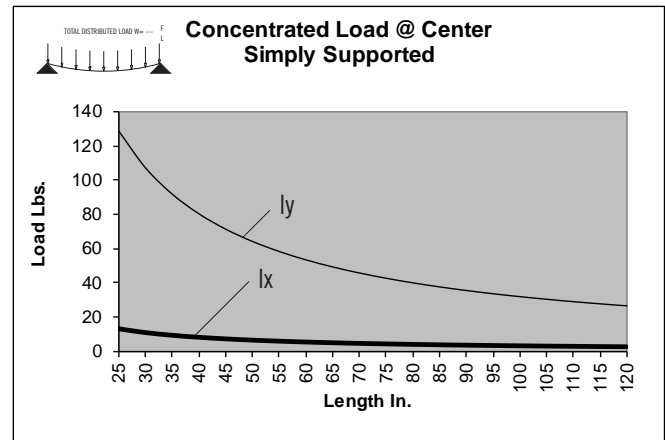
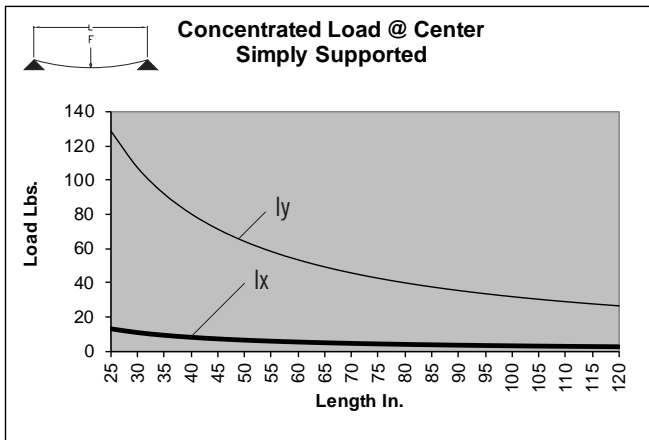
SPECIFICATIONS

Length	145"
Weight	0.376 lbs/ft (0.560 kg/m)
Estimated Area	0.313 in ² (2.019 cm ²)
Moment of Inertia	$I_x=0.007$ in ⁴ (0.291 cm ⁴) $I_y=0.031$ in ⁴ (1.290 cm ⁴)

MACHINE SERVICES

CTL	660002
Single Access Hole	660029
Single Anchor Fastener	660022
Tap 10-32	660190

BEAM SELECTION BY LOAD AND LENGTH





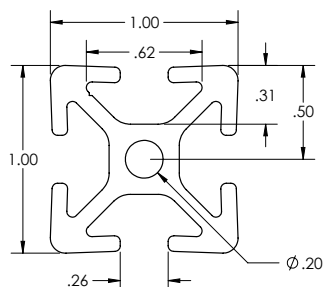
* Charts based on allowable loads related to yield strength with a margin of safety equal to five.

» For deflection equations see page 10

10 SERIES

TS10-10

Clear Anodized - **650000**
 Black Anodized - **650100**



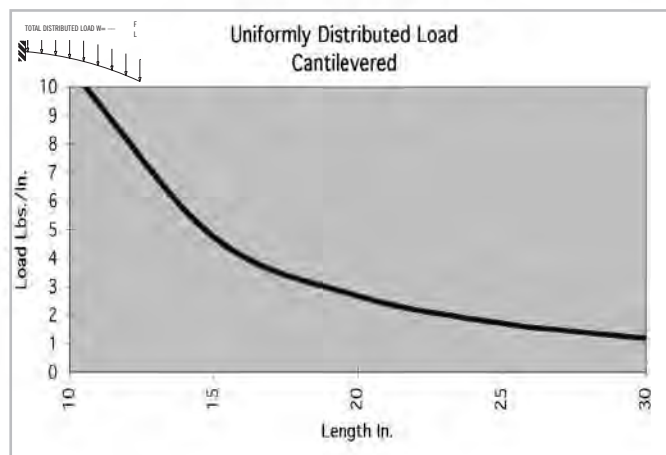
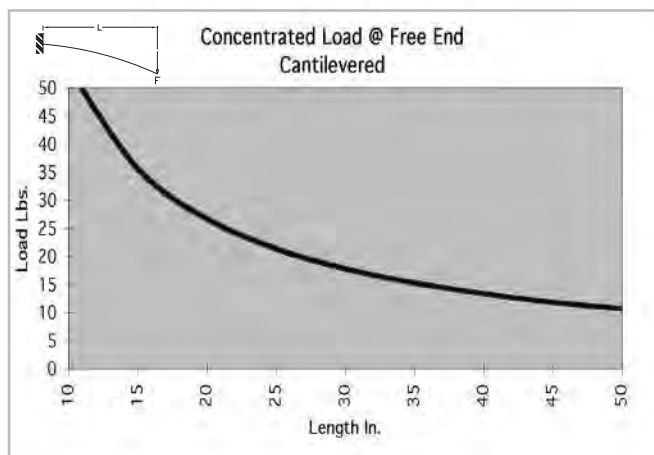
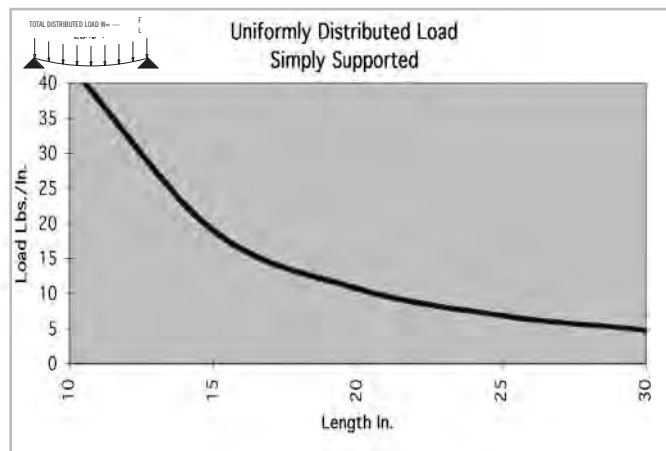
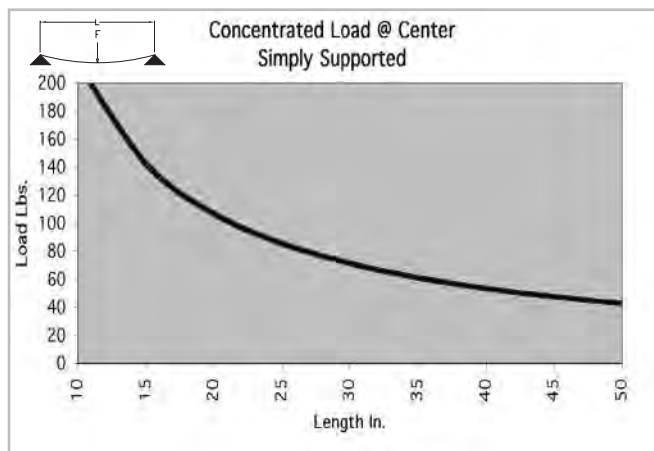
SPECIFICATIONS

Length240"
Weight	0.548 lbs/ft (0.816 kg/m)
Estimated Area	0.457 in ² (2.948 cm ²)
Moment of Inertia	I _x =0.046 in ⁴ (1.915 cm ⁴) I _y =0.046 in ⁴ (1.915 cm ⁴)

MACHINE SERVICES

CTL	660002
Single Access Hole	660029
Single Anchor Fastener	660022
Tap 1/4 -20	660035
Tap M6	660036

BEAM SELECTION BY LOAD AND LENGTH



* Charts based on allowable loads related to yield strength with a margin of safety equal to five.

» For deflection equations see page 10



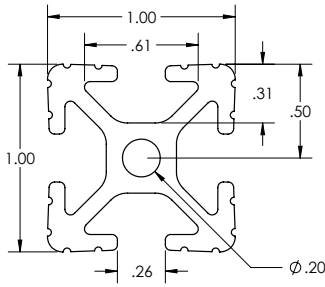
Fractional Extrusions

10 SERIES

TS10-10 GR

Clear Anodized - **650070**

Black Anodized - **650170**



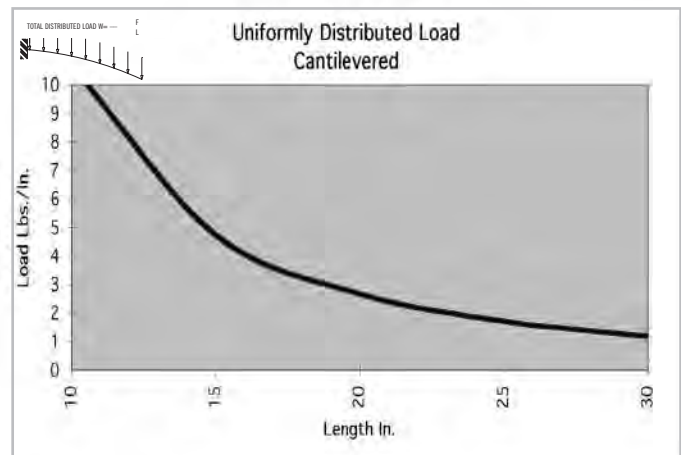
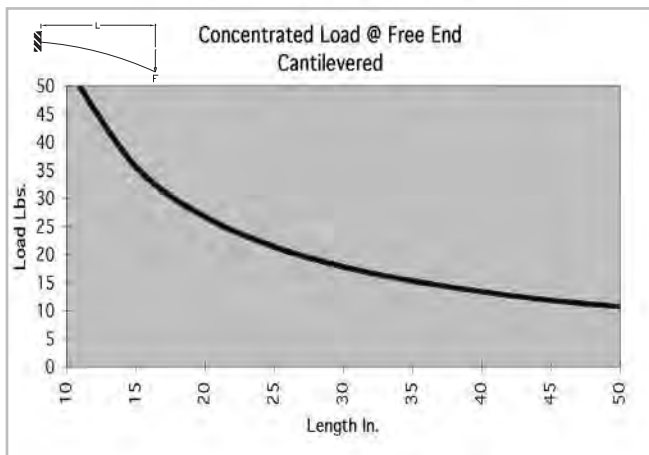
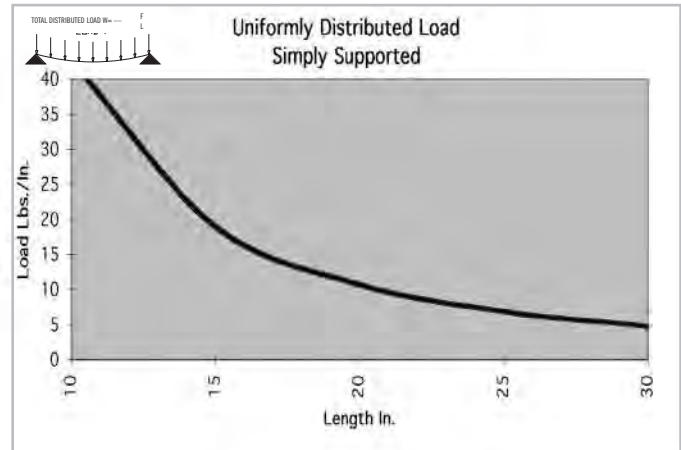
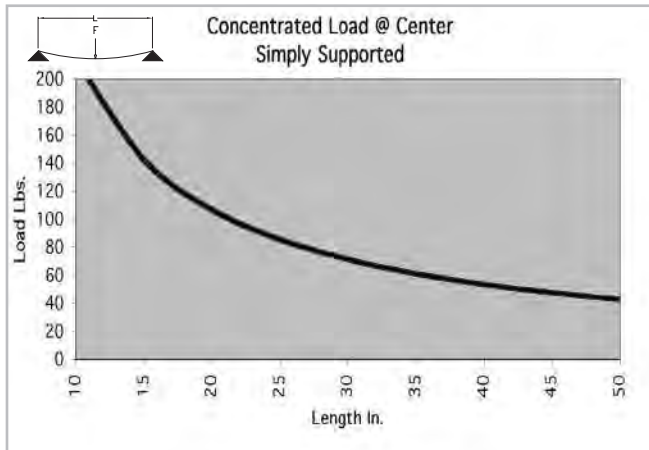
SPECIFICATIONS

Length	240"
Weight	0.548 lbs/ft (0.816 kg/m)
Estimated Area	0.457 in ² (2.948 cm ²)
Moment of Inertia	I _x =0.046 in ⁴ (1.915 cm ⁴)
	I _y =0.046 in ⁴ (1.915 cm ⁴)

MACHINE SERVICES

CTL	660002
Single Access Hole	660029
Single Anchor Fastener	660022
Tap 1/4 -20	660035
Tap M6	660036

BEAM SELECTION BY LOAD AND LENGTH



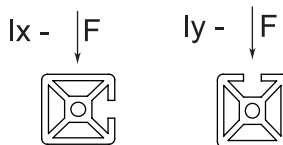

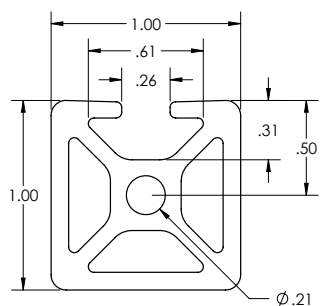
* Charts based on allowable loads related to yield strength with a margin of safety equal to five.

» For deflection equations see page 10

10 SERIES

TS10-10 MONOSLOT

Clear Anodized - 650060



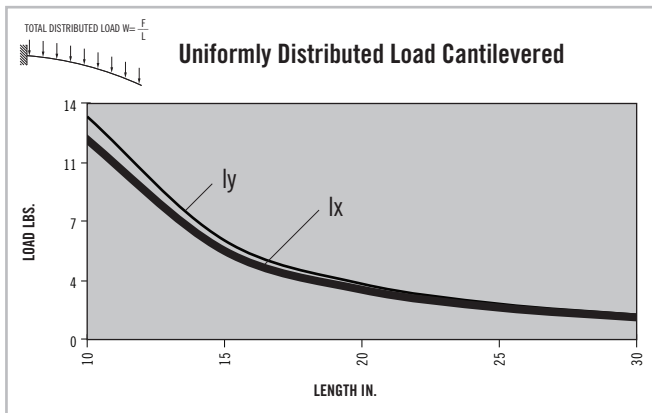
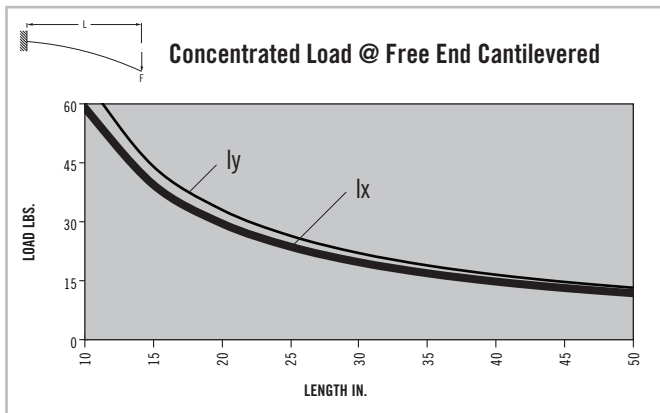
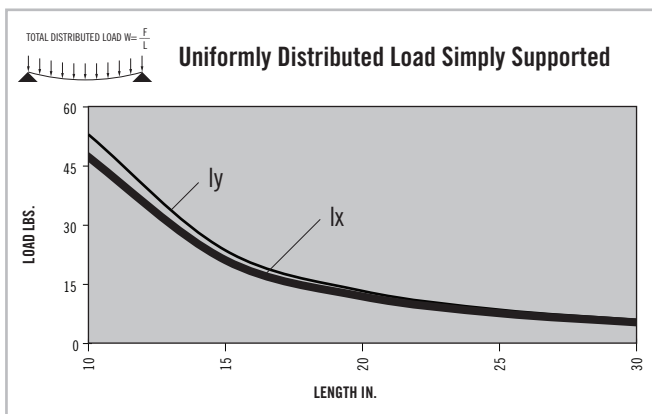
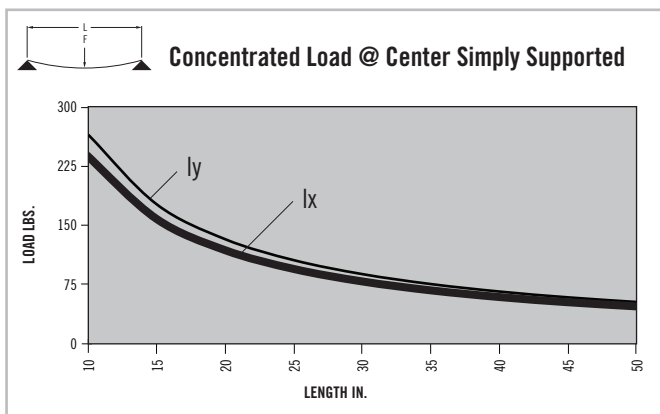
SPECIFICATIONS

Length	240"
Weight	0.637 lbs/ft (0.948 kg/m)
Estimated Area	0.531 in ² (3.426 cm ²)
Moment of Inertia	lx=0.051 in ⁴ (2.136 cm ⁴) ly=0.057 in ⁴ (2.371 cm ⁴)

MACHINE SERVICES

CTL	660002
Single Access Hole	660029
Single Anchor Fastener	660022
Tap 1/4 -20	660035
Tap M6	660036

BEAM SELECTION BY LOAD AND LENGTH



* Charts based on allowable loads related to yield strength with a margin of safety equal to five.

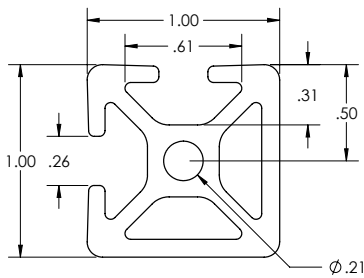
» For deflection equations see page 10

Fractional Extrusions

10 SERIES

TS10-10 BISLOT AD

Clear Anodized - 650061



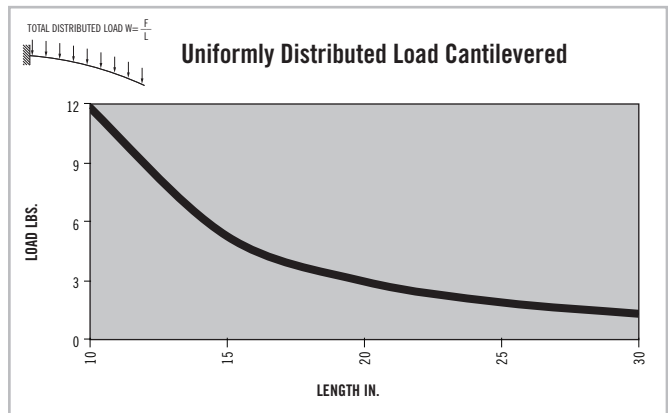
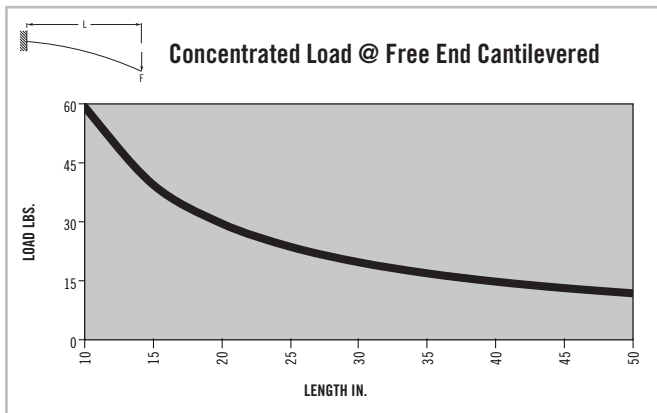
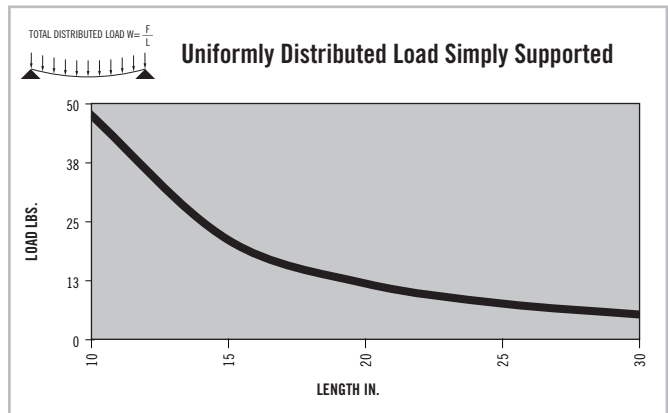
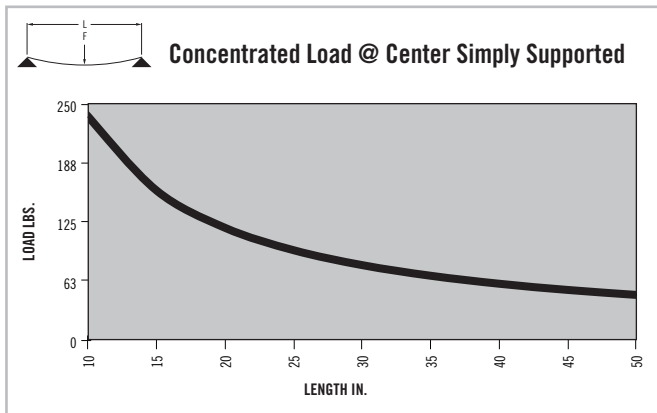
SPECIFICATIONS

Length	240"
Weight	0.605 lbs/ft (0.900 kg/m)
Estimated Area	0.504 in ² (3.253 cm ²)
Moment of Inertia	$I_x=0.051 \text{ in}^4$ (2.136 cm ⁴) $I_y=0.051 \text{ in}^4$ (2.136 cm ⁴)

MACHINE SERVICES

CTL	660002
Single Access Hole	660029
Single Anchor Fastener	660022
Tap 1/4 -20	660035
Tap M6	660036

BEAM SELECTION BY LOAD AND LENGTH



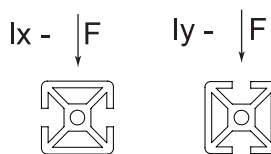

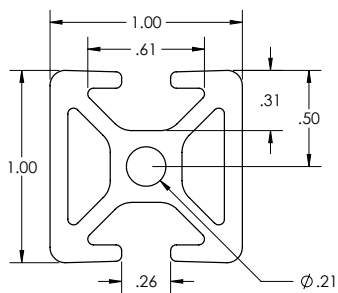
* Charts based on allowable loads related to yield strength with a margin of safety equal to five.

» For deflection equations see page 10

10 SERIES

TS10-10 BISLOT OPP

Clear Anodized - 650062



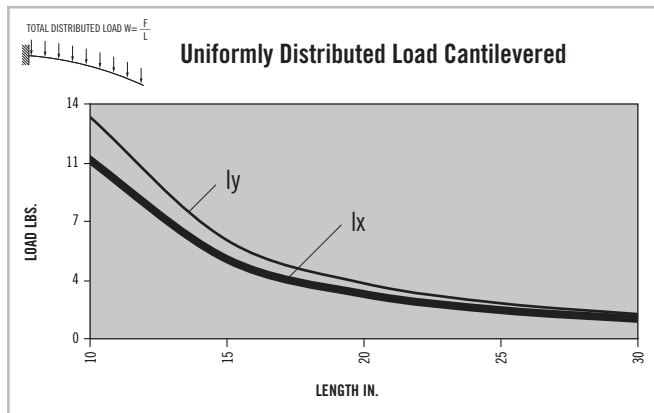
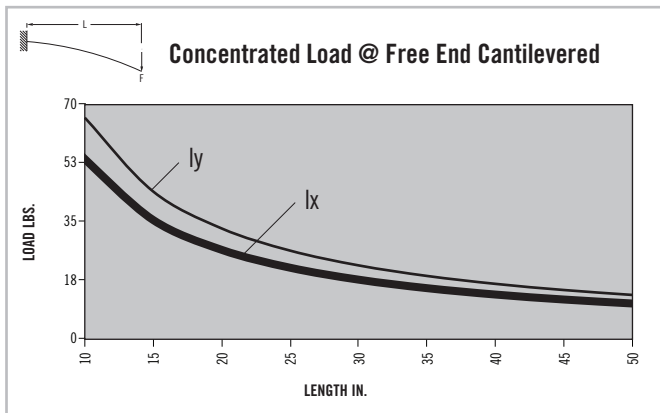
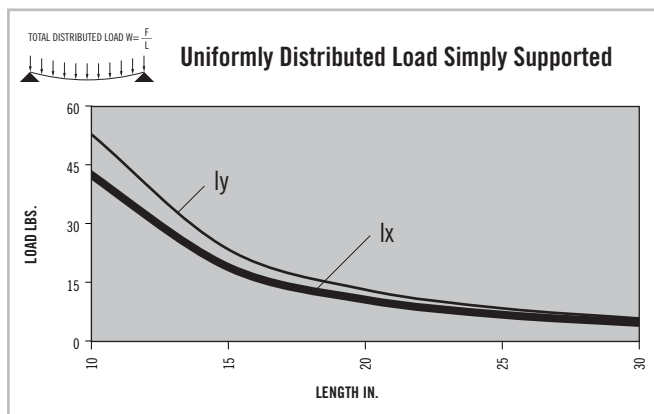
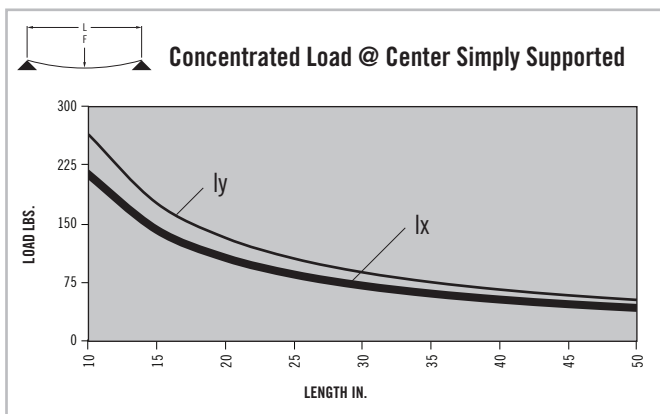
SPECIFICATIONS

Length	240"
Weight	0.605 lbs/ft (0.900 kg/m)
Estimated Area	0.504 in ² (3.253 cm ²)
Moment of Inertia	I _x =0.046 in ⁴ (1.913 cm ⁴) I _y =0.057 in ⁴ (2.371 cm ⁴)

MACHINE SERVICES

CTL	660002
Single Access Hole	660029
Single Anchor Fastener	660022
Tap 1/4 -20	660035
Tap M6	660036

BEAM SELECTION BY LOAD AND LENGTH



* Charts based on allowable loads related to yield strength with a margin of safety equal to five.

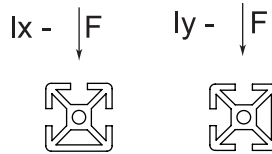

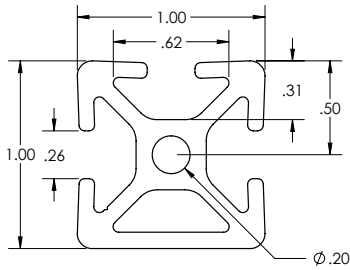
» For deflection equations see page 10

Fractional Extrusions

10 SERIES

TS10-10 TRISLOT

Clear Anodized - 650063



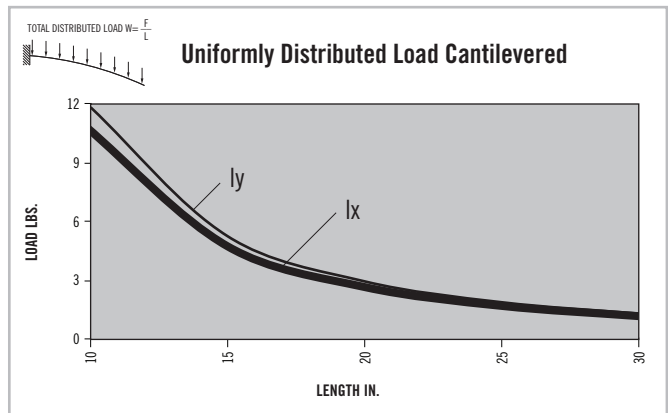
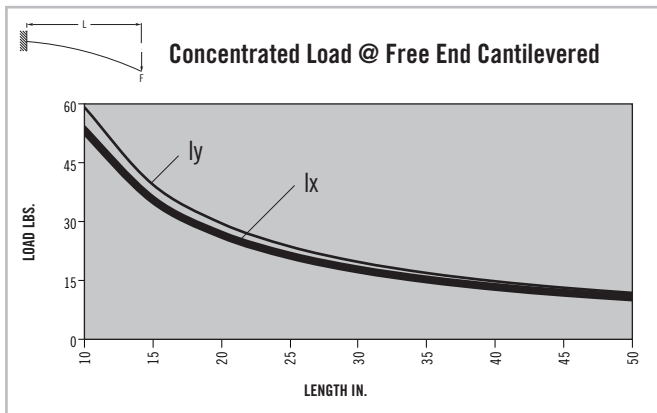
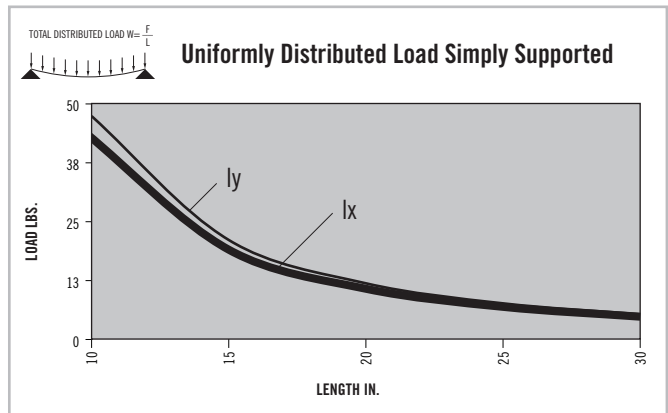
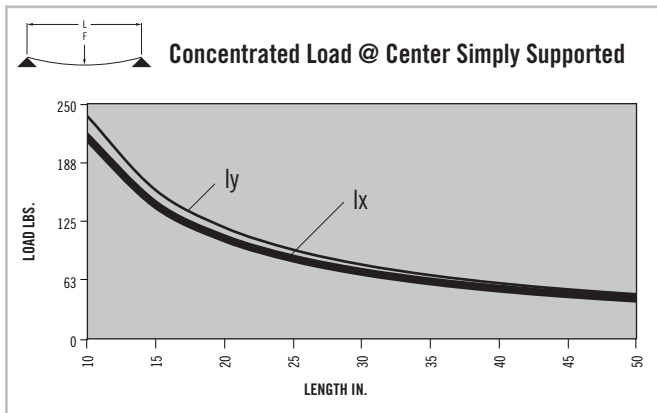
SPECIFICATIONS

Length240"
Weight	0.563 lbs/ft (0.837 kg/m)
Estimated Area	0.477 in ² (3.080 cm ²)
Moment of Inertia	Ix=0.046 in ⁴ (1.902 cm ⁴) Iy=0.051 in ⁴ (2.112 cm ⁴)

MACHINE SERVICES

CTL	660002
Single Access Hole	660029
Single Anchor Fastener	660022
Tap 1/4 -20	660035
Tap M6	660036

BEAM SELECTION BY LOAD AND LENGTH



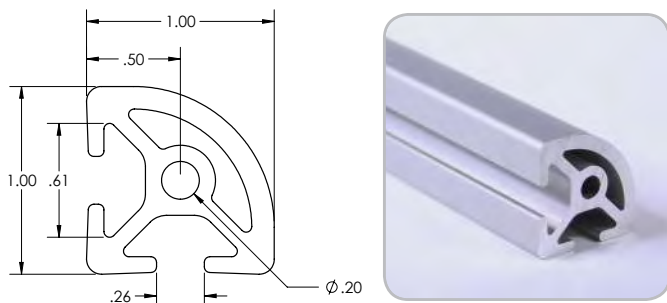
* Charts based on allowable loads related to yield strength with a margin of safety equal to five.

» For deflection equations see page 10

10 SERIES

TS10-10QR

Clear Anodized - 650040



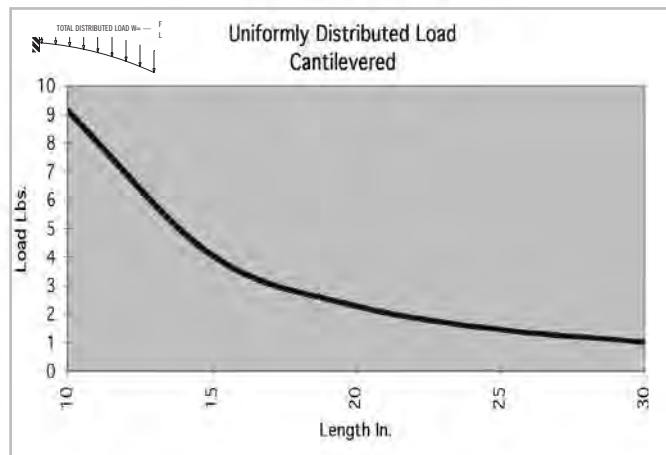
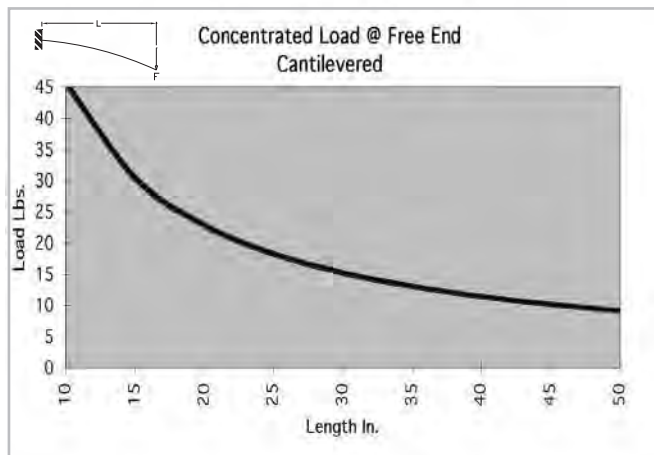
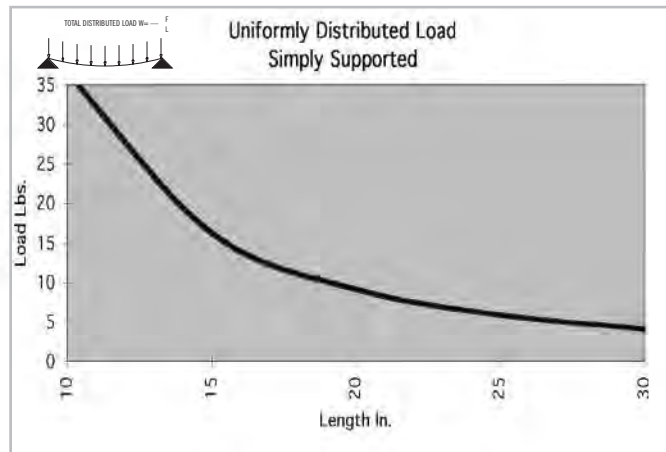
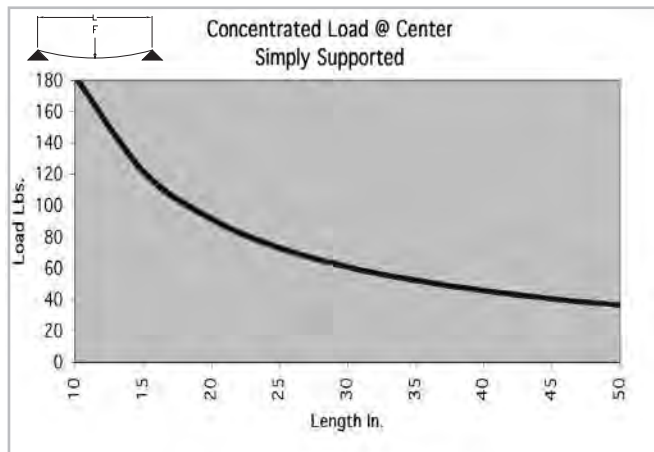
SPECIFICATIONS

Length	240"
Weight	0.562 lbs/ft (.836 kg/m)
Estimated Area	0.4727 in ² (3.05 cm ²)
Moment of Inertia	I _x =.0435 in ⁴ (1.81 cm ⁴) I _y =.0435 in ⁴ (1.81 cm ⁴)

MACHINE SERVICES

CTL	660002
Single Access Hole	660029
Single Anchor Fastener	660022
Tap 1/4 -20	660035
Tap M6	660026

BEAM SELECTION BY LOAD AND LENGTH



* Charts based on allowable loads related to yield strength with a margin of safety equal to five.

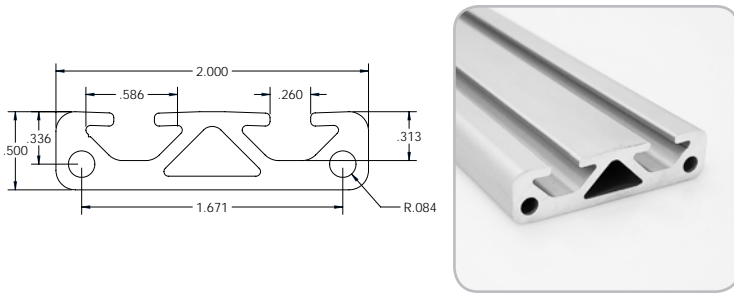
» For deflection equations see page 10

Fractional Extrusions

10 SERIES

TS20-50

Clear Anodized - 650011



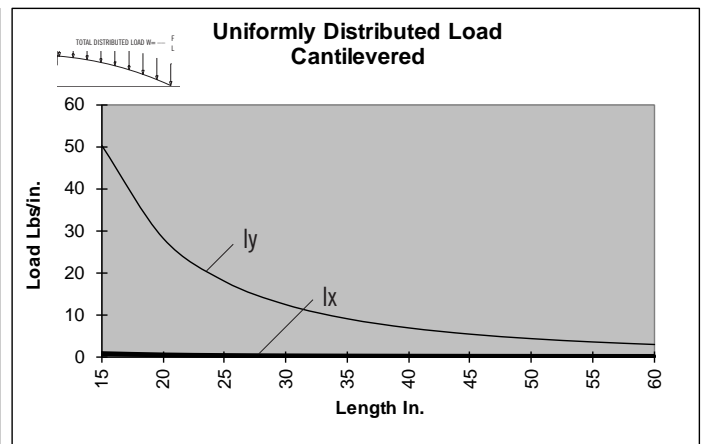
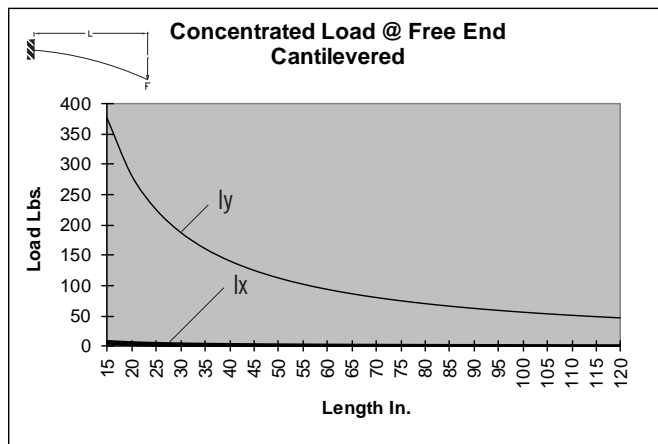
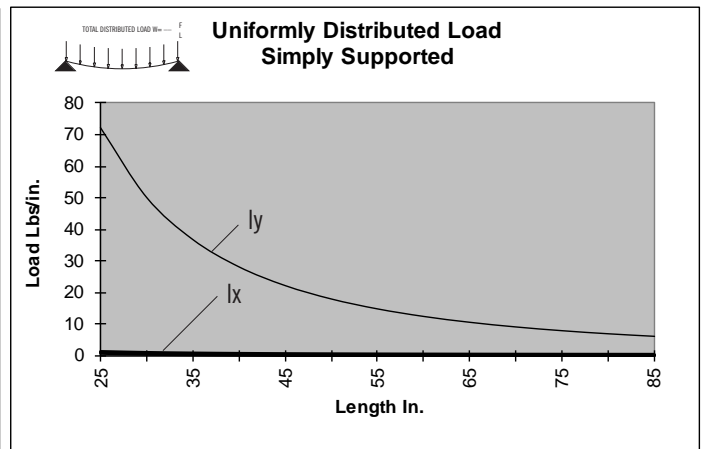
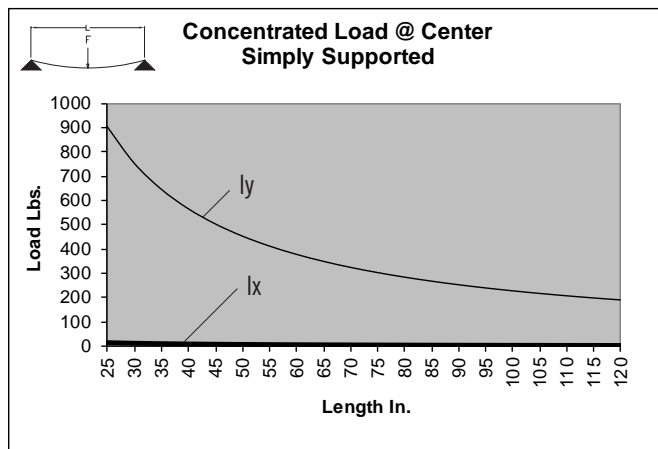
SPECIFICATIONS

Length	240"
Weight	0.674 lbs/ft (1.003 kg/m)
Estimated Area	0.562 in ² (3.626 cm ²)
Moment of Inertia	$I_x=0.014$ in ⁴ (0.582 cm ⁴) $I_y=0.217$ in ⁴ (9.032 cm ⁴)

MACHINE SERVICES

CTL	660000
Single Access Hole	660029
Single Anchor Fastener	660022
Tap 10-32	660190

BEAM SELECTION BY LOAD AND LENGTH



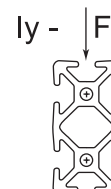
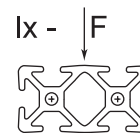

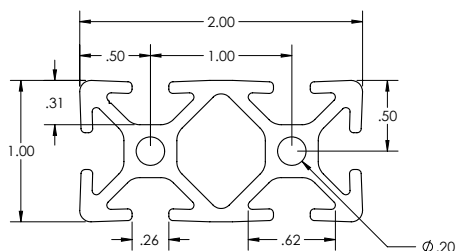
* Charts based on allowable loads related to yield strength with a margin of safety equal to five.

» For deflection equations see page 10

10 SERIES

TS10-20

Clear Anodized - **650002**
 Black Anodized - **650102**



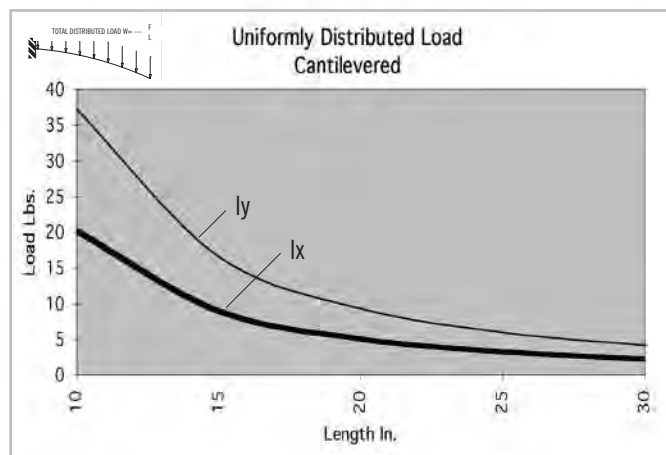
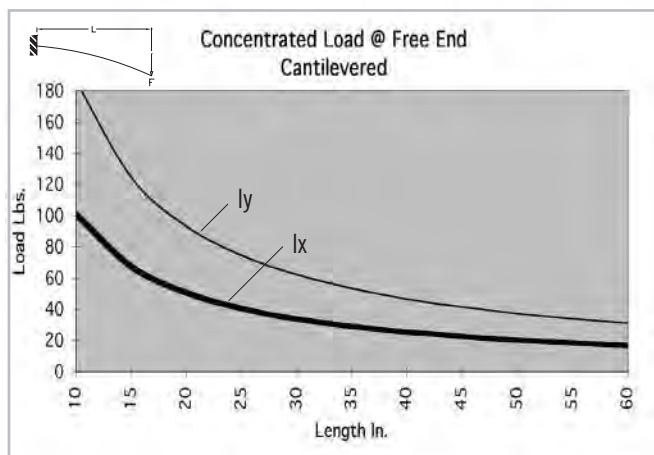
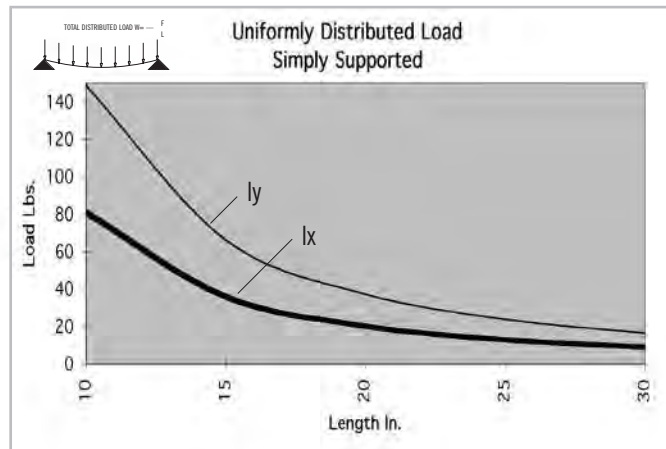
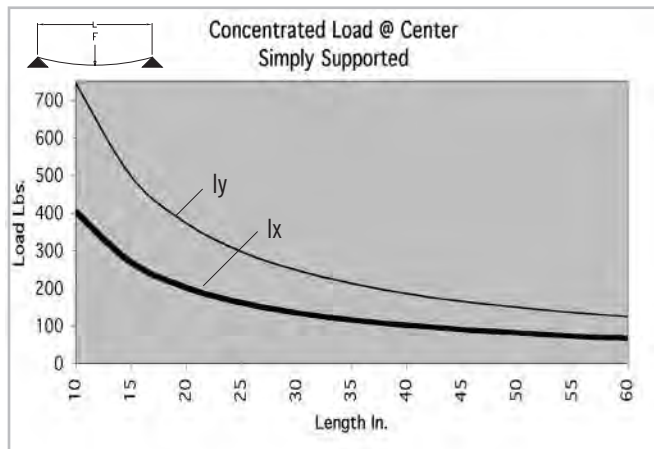
SPECIFICATIONS

Length	240"
Weight	0.962 lbs/ft (1.431 kg/m)
Estimated Area	0.824 in ² (5.316 cm ²)
Moment of Inertia	$I_x = .087 \text{ in}^4$ (3.621 cm ⁴)
	$I_y = .321 \text{ in}^4$ (13.361 cm ⁴)

MACHINE SERVICES

CTL	660000
Single Access Hole	660029
Single Anchor Fastener	660022
Tap 1/4 - 20	660025
Tap M6	660026

BEAM SELECTION BY LOAD AND LENGTH



* Charts based on allowable loads related to yield strength with a margin of safety equal to five.

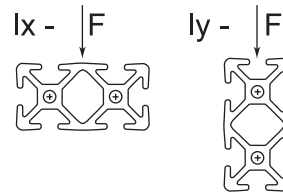

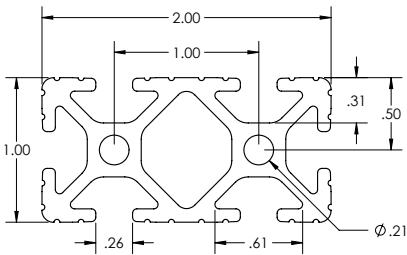
» For deflection equations see page 10

Fractional Extrusions

10 SERIES

TS10-20 GR

Clear Anodized - 650071



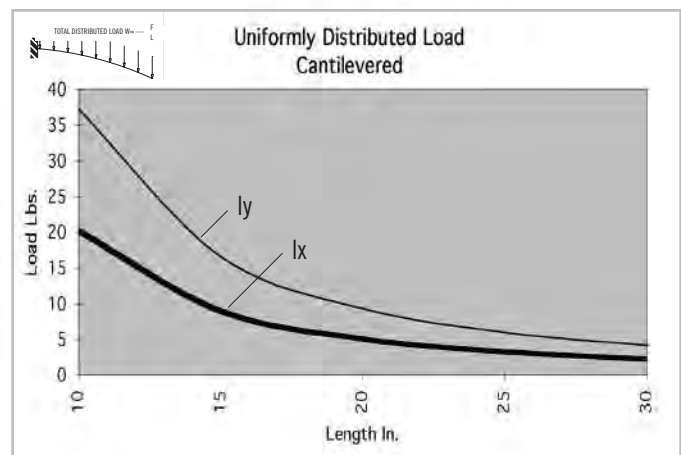
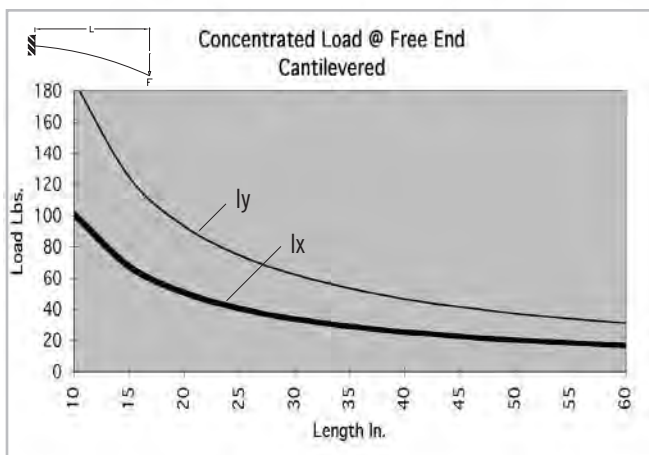
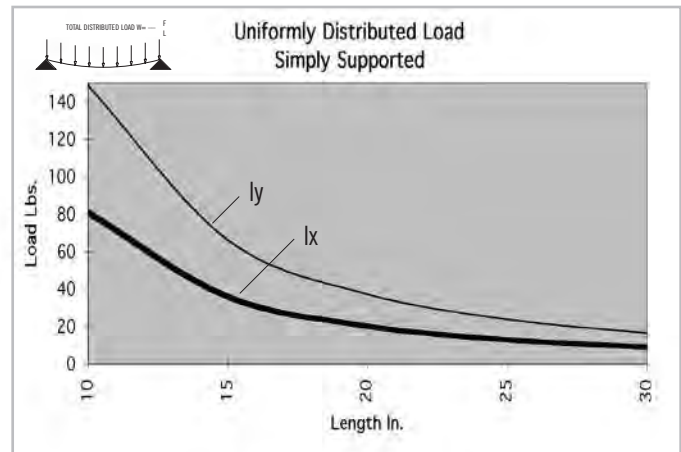
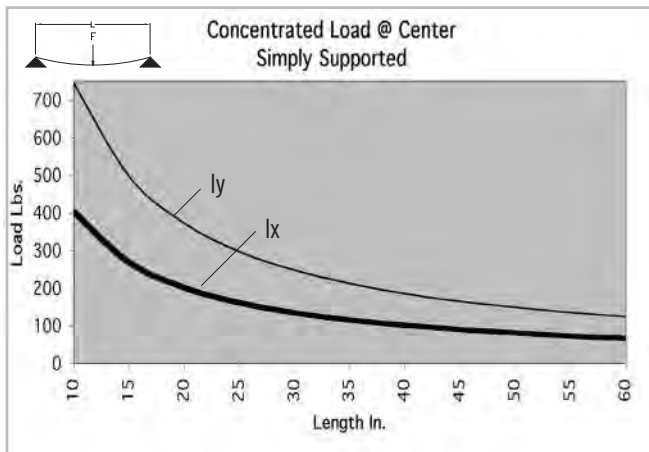
SPECIFICATIONS

Length	240"
Weight	0.970 lbs/ft (1.443 kg/m)
Estimated Area	0.824 in ² (5.316 cm ²)
Moment of Inertia	I _x =.087 in ⁴ (3.621 cm ⁴)
	I _y =.321 in ⁴ (13.361 cm ⁴)

MACHINE SERVICES

CTL	660000
Single Access Hole	660029
Single Anchor Fastener	660022
Tap 1/4 -20	660025
Tap M6	660026

BEAM SELECTION BY LOAD AND LENGTH



* Charts based on allowable loads related to yield strength with a margin of safety equal to five.

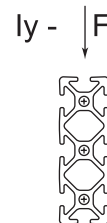
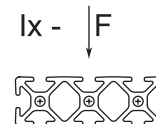


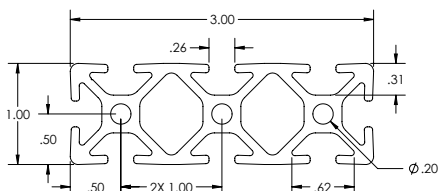
» For deflection equations see page 10

10 SERIES

TS10-30

Clear Anodized - 650001

Black Anodized - 650101



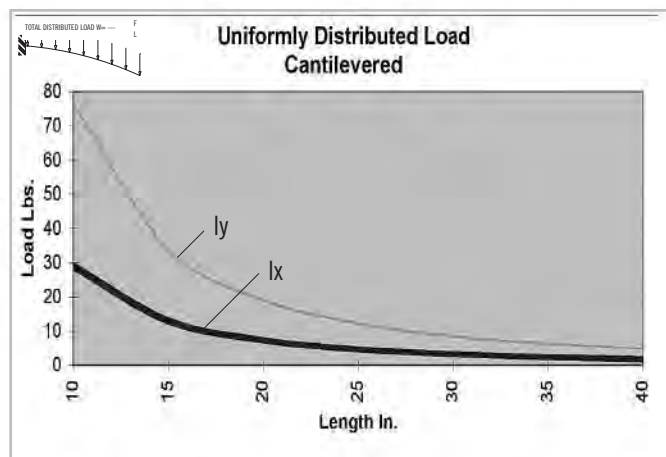
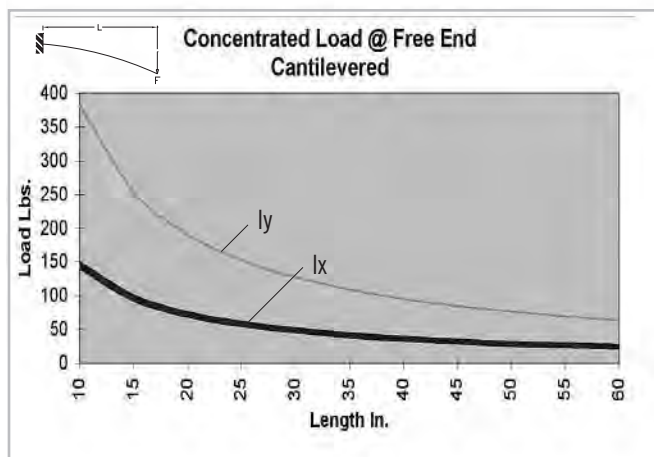
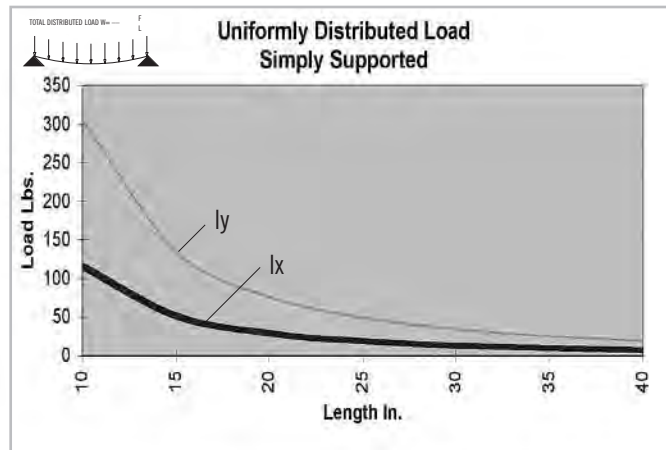
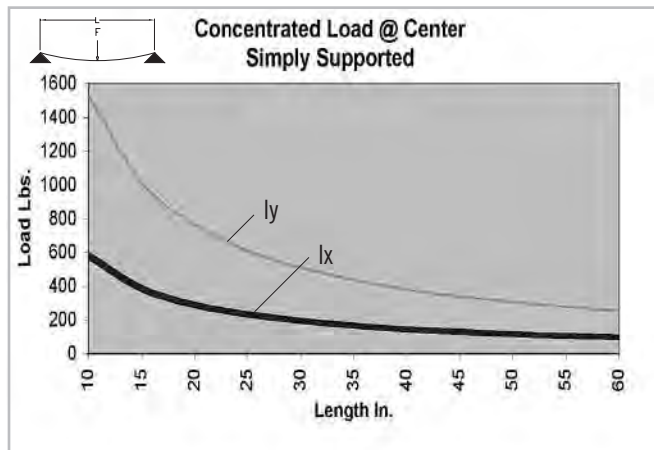
SPECIFICATIONS

Length	240"
Weight	1.397 lbs/ft (2.079 kg/m)
Estimated Area	1.169 in ² (7.806 cm ²)
Moment of Inertia	$I_x = .125 \text{ in}^4$ (5.202 cm ⁴)
	$I_y = .986 \text{ in}^4$ (41.040 cm ⁴)

MACHINE SERVICES

CTL	660001
Single Access Hole	660029
Single Anchor Fastener	660022
Tap 1/4 -20	660016
Tap M6	660017

BEAM SELECTION BY LOAD AND LENGTH



* Charts based on allowable loads related to yield strength with a margin of safety equal to five.



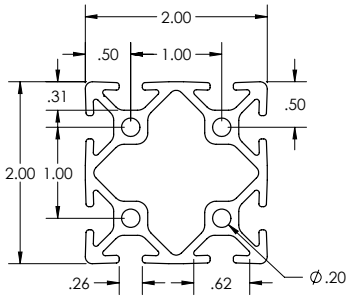
» For deflection equations see page 10

Fractional Extrusions

10 SERIES

TS20-20

Clear Anodized - **650003**
 Black Anodized - **650103**



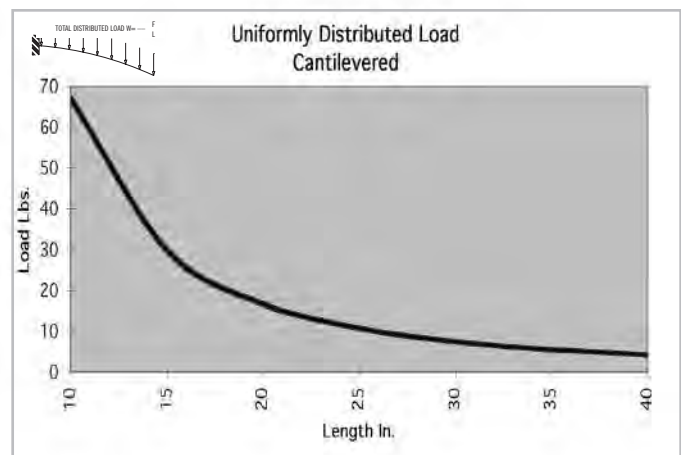
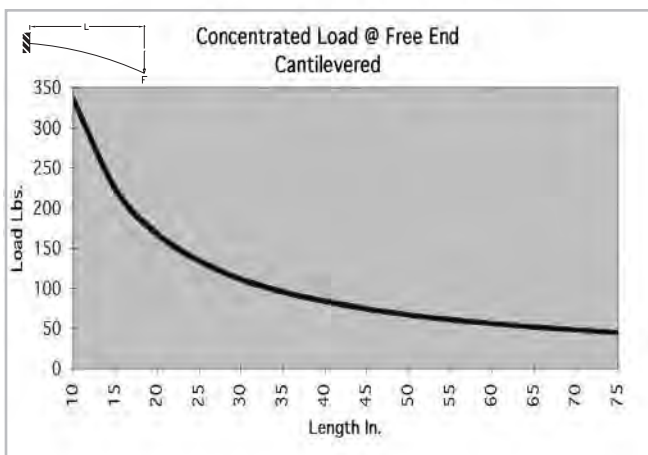
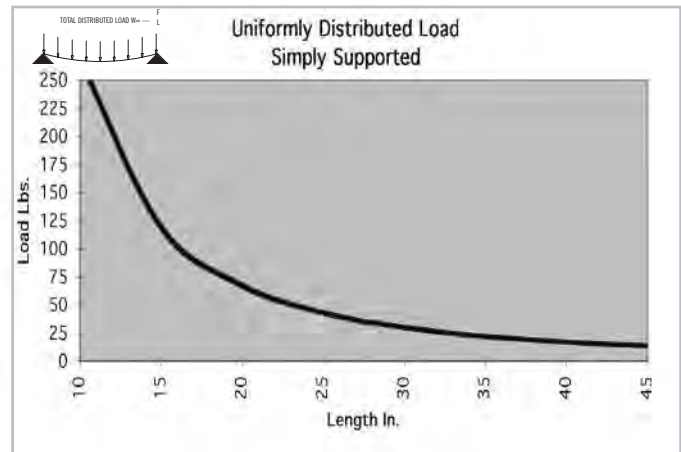
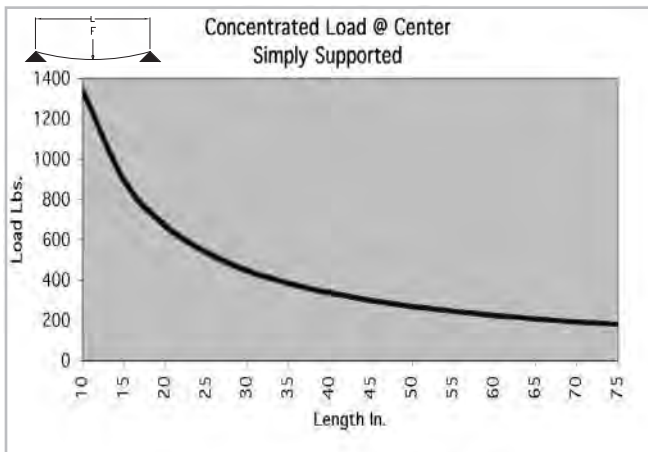
SPECIFICATIONS

Length	240"
Weight	1.511 lbs/ft (2.249 kg/m)
Estimated Area	1.285 in ² (8.290 cm ²)
Moment of Inertia	$I_x = .578 \text{ in}^4$ (24.058 cm ⁴) $I_y = .578 \text{ in}^4$ (24.058 cm ⁴)

MACHINE SERVICES

CTL	660004
Single Access Hole	660029
Single Anchor Fastener	660022
Tap 1/4 -20	660037
Tap M6	660040

BEAM SELECTION BY LOAD AND LENGTH




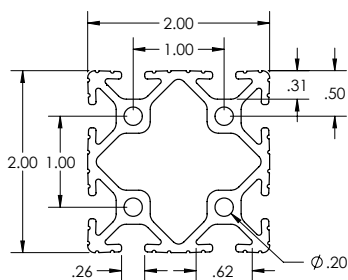
* Charts based on allowable loads related to yield strength with a margin of safety equal to five.

» For deflection equations see page 10

10 SERIES

TS20-20 GR

Clear Anodized - 650072



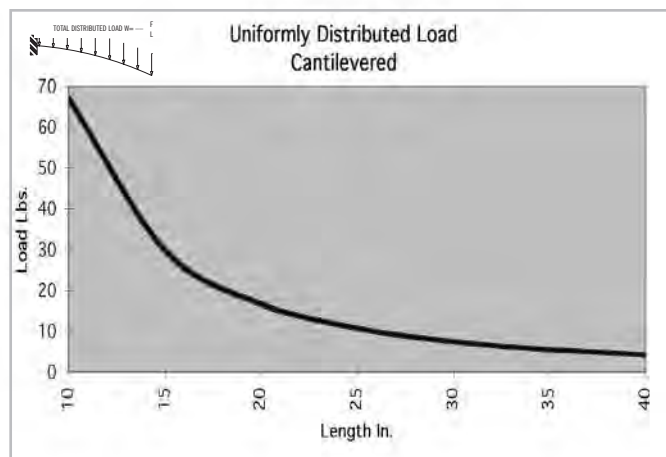
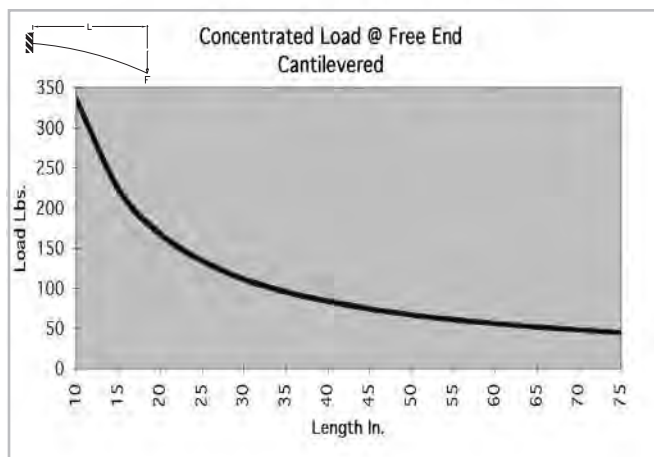
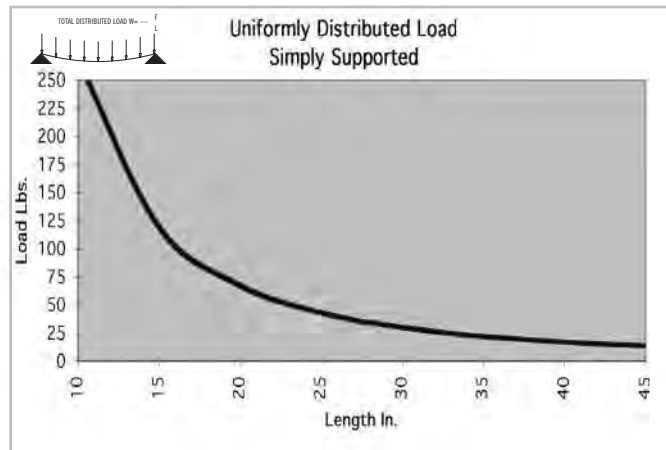
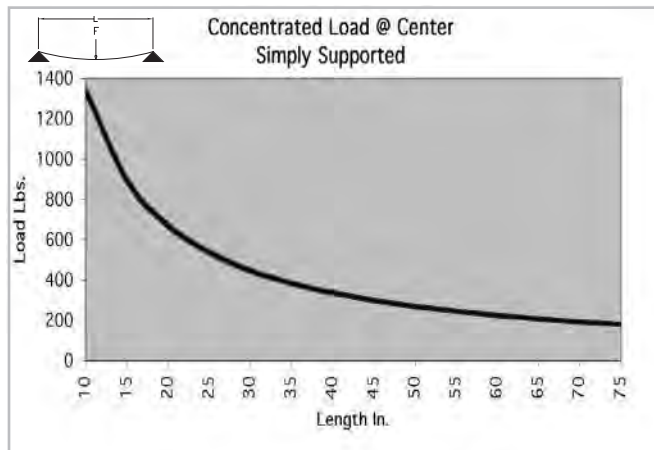
SPECIFICATIONS

Length	240"
Weight	1.487 lbs/ft (2.213 kg/m)
Estimated Area	1.285 in ² (8.290 cm ²)
Moment of Inertia	lx=.578 in ⁴ (24.058 cm ⁴) ly=.578 in ⁴ (24.058 cm ⁴)

MACHINE SERVICES

CTL	660004
Single Access Hole	660029
Single Anchor Fastener	660022
Tap 1/4 -20	660037
Tap M6	660040

BEAM SELECTION BY LOAD AND LENGTH



* Charts based on allowable loads related to yield strength with a margin of safety equal to five.

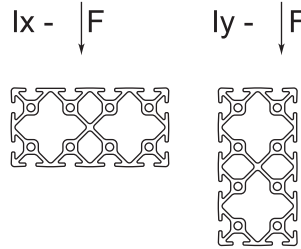
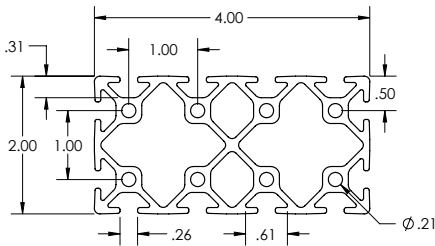
» For deflection equations see page 10

Fractional Extrusions

10 SERIES

TS20-40

Clear Anodized - 650004



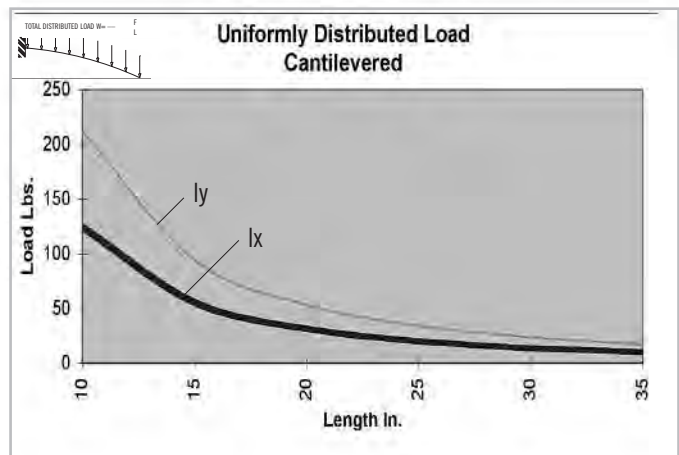
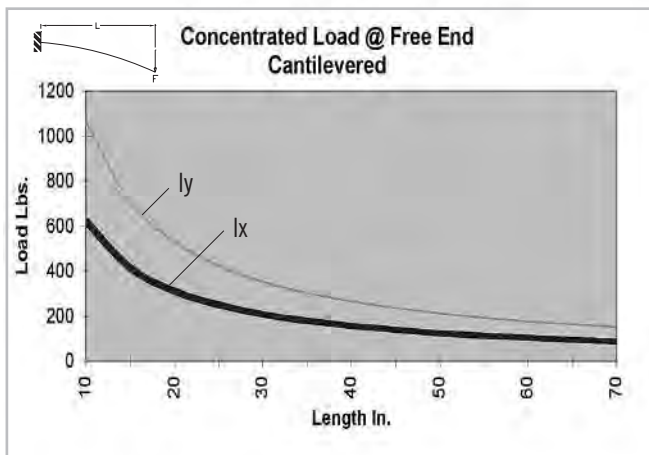
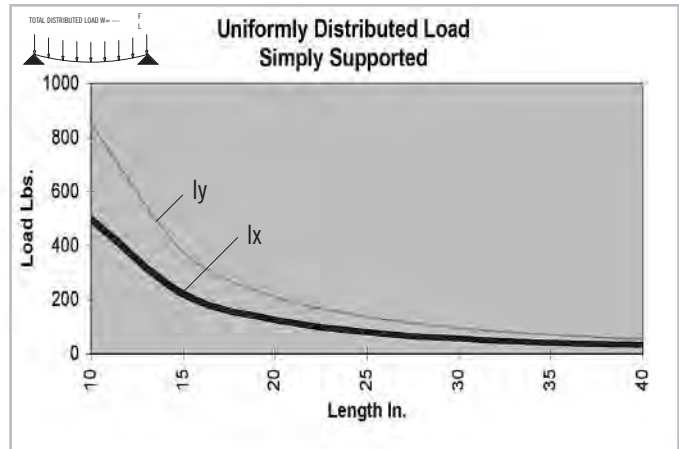
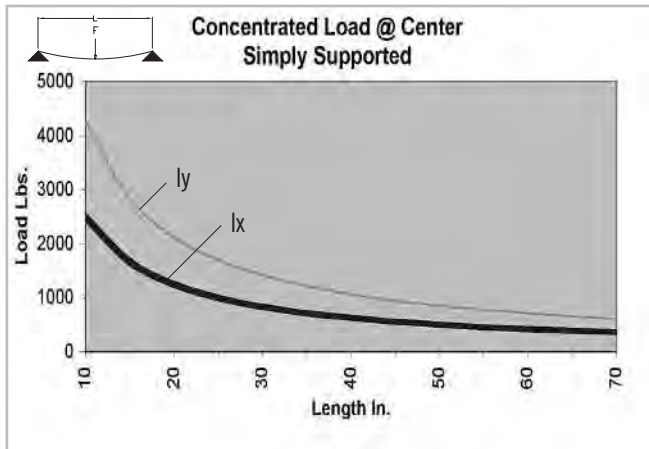
SPECIFICATIONS

Length	240"
Weight	2.820 lbs/ft (4.195 kg/m)
Estimated Area	2.350 in ² (15.157 cm ²)
Moment of Inertia	Ix=1.075 in ⁴ (44.744 cm ⁴) Iy=3.656 in ⁴ (152.174 cm ⁴)

MACHINE SERVICES

CTL	660005
Single Access Hole	660029
Single Anchor Fastener	660022
Tap 1/4 -20	660018
Tap M6	660019

BEAM SELECTION BY LOAD AND LENGTH



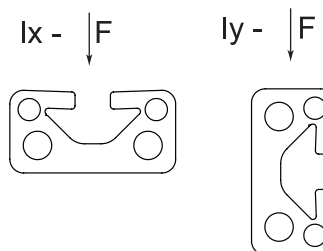

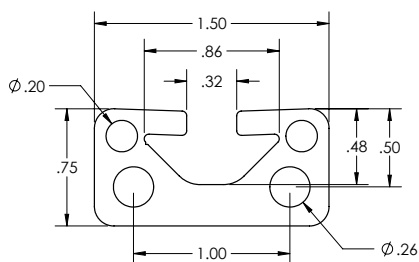
* Charts based on allowable loads related to yield strength with a margin of safety equal to five.

» For deflection equations see page 10

15 SERIES

TS 15-75

Clear Anodized - 650007



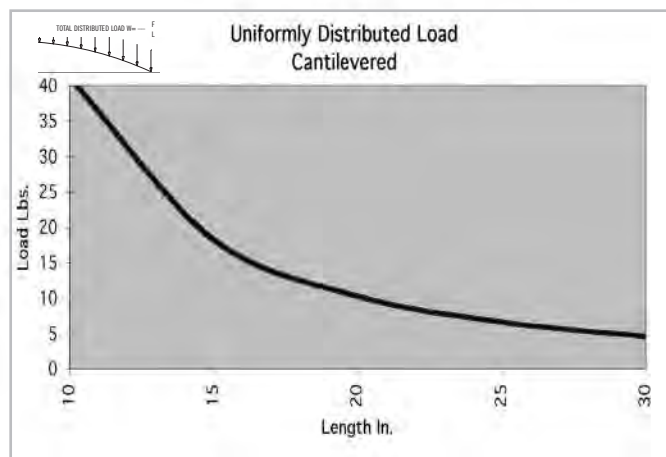
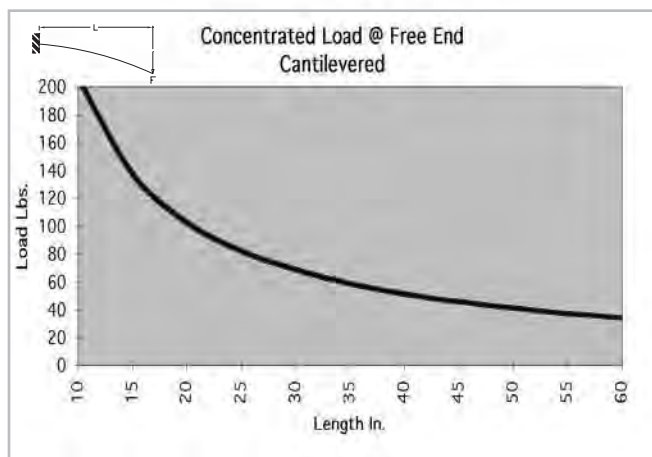
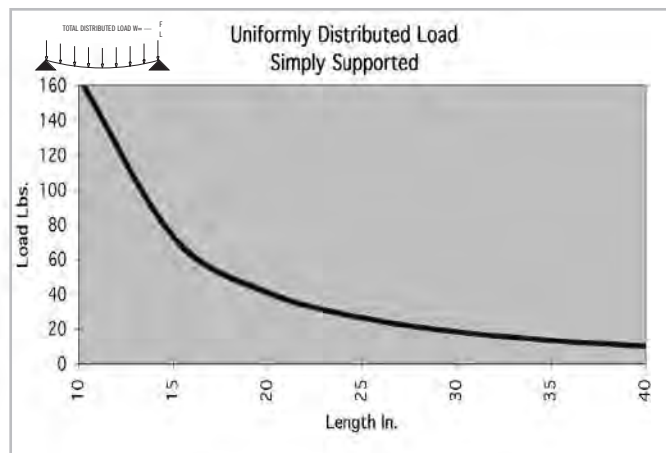
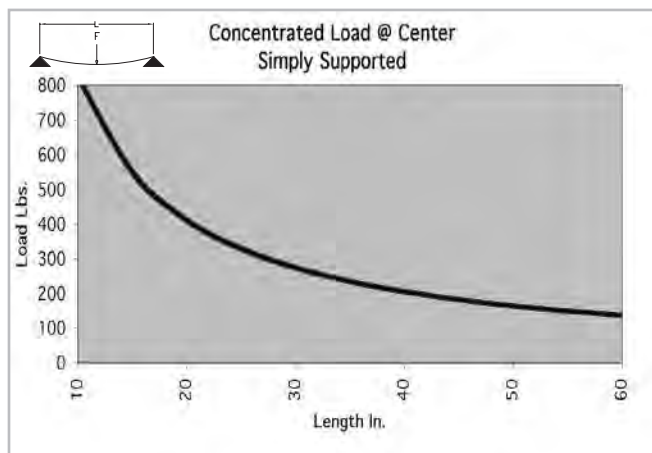
SPECIFICATIONS

Length	145"
Weight	0.833 lbs/ft (1.238 kg/m)
Estimated Area	0.694 in ² (4.476 cm ²)
Moment of Inertia	Ix=.037 in ⁴ (1.522 cm ⁴)
	Iy=.147 in ⁴ (6.114 cm ⁴)

MACHINE SERVICES

CTL	660003
Single Access Hole	660028
Single Anchor Fastener	660020
Tap 5/16 - 18	660034
Tap M8	660033
Tap 3/8 - 16	660009

BEAM SELECTION BY LOAD AND LENGTH



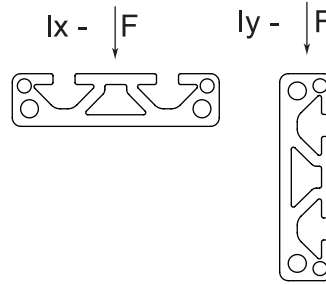
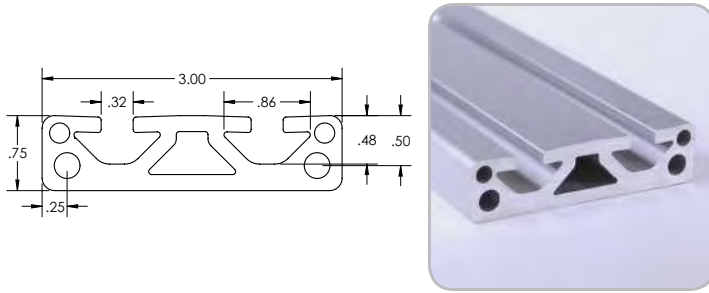
* Charts based on allowable loads related to yield strength with a margin of safety equal to five.

» For deflection equations see page 10

Fractional Extrusions

TS30-75

Clear Anodized - 650019



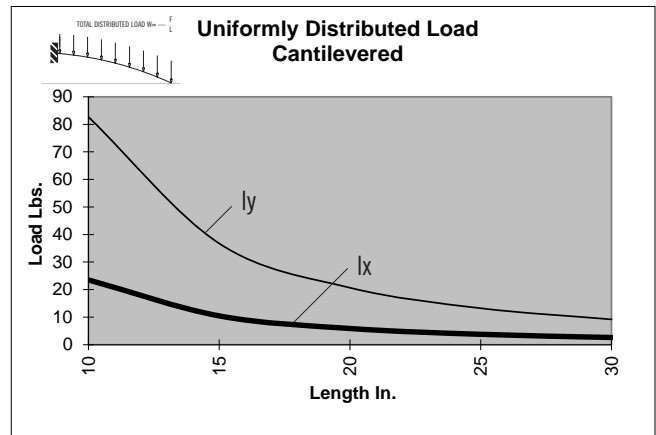
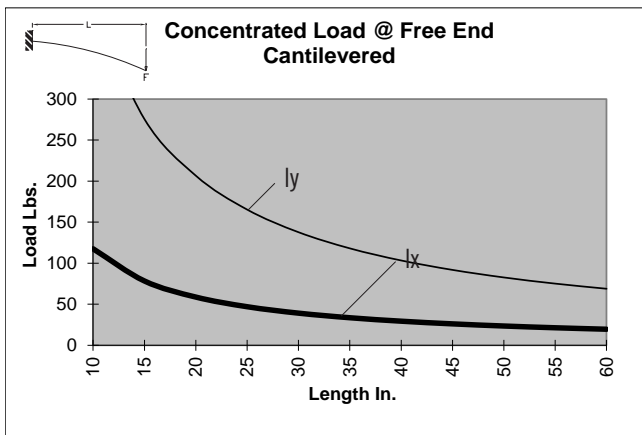
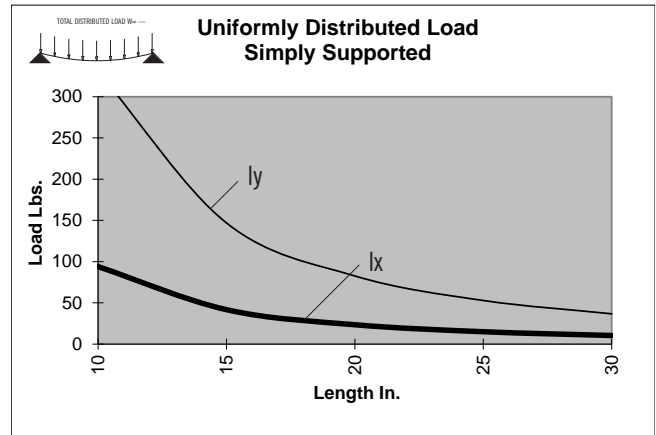
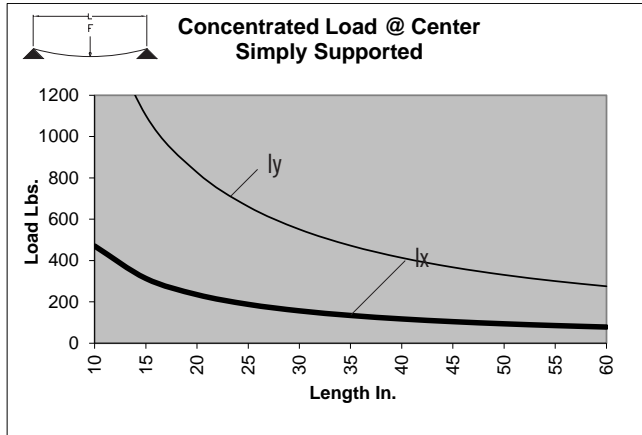
SPECIFICATIONS

Length	145"
Weight	1.547 lbs/ft (2.303 kg/m)
Estimated Area	1.321 in ² (8.525 cm ²)
Moment of Inertia	Ix=.076 in ⁴ (3.175 cm ⁴)
		Iy=1.069 in ⁴ (44.515 cm ⁴)

MACHINE SERVICES

CTL	660006
Single Access Hole	660028
Single Anchor Fastener	660020
Tap 5/16 - 18	660034
Tap M8	660033
Tap 3/8 - 16	660009

BEAM SELECTION BY LOAD AND LENGTH



* Charts based on allowable loads related to yield strength with a margin of safety equal to five.


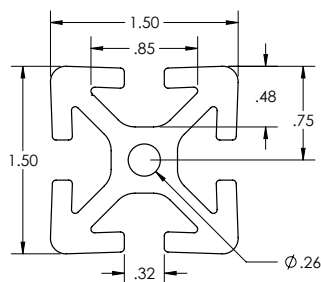
» For deflection equations see page 10

15 SERIES

Clear Anodized - **650005**

Black Anodized - **650105**

TS15-15



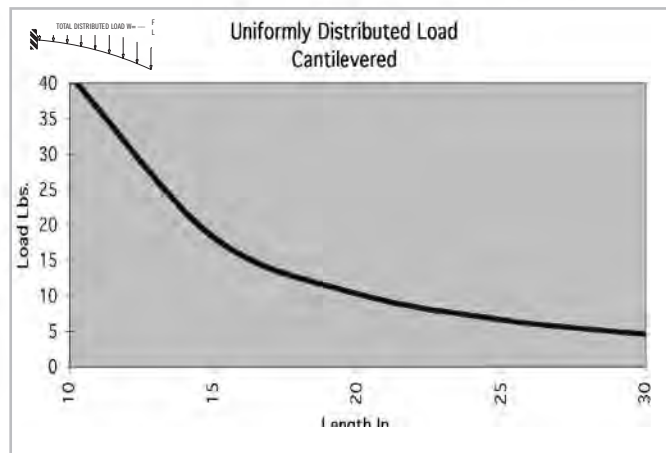
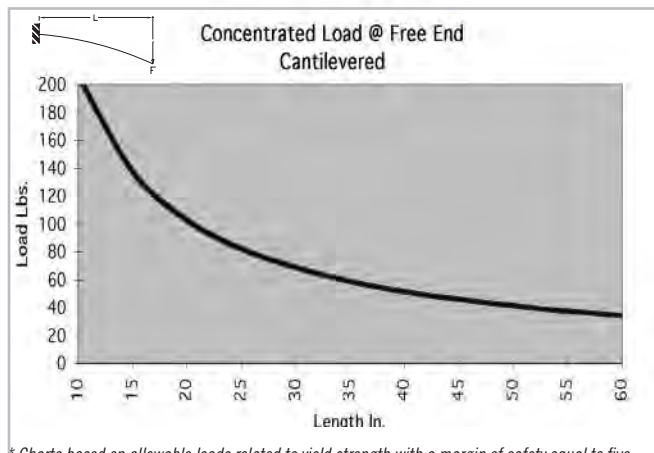
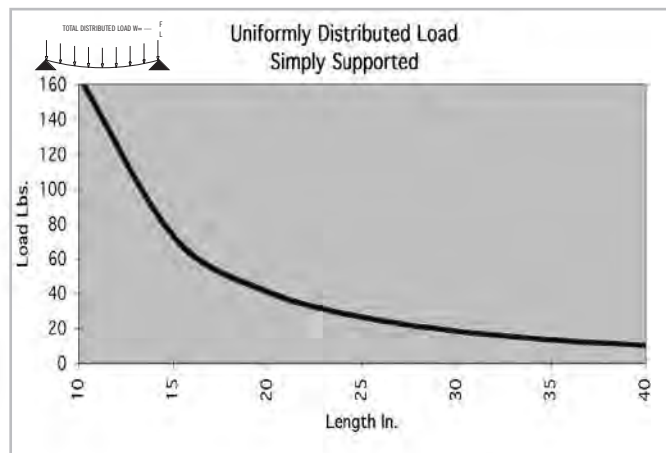
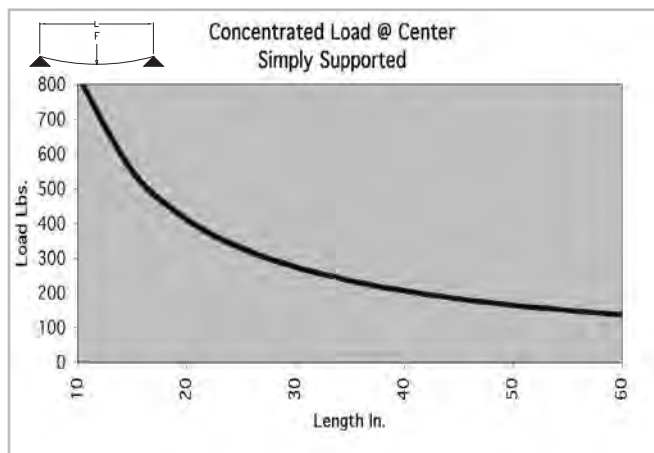
SPECIFICATIONS

Length240"
Weight	1.406 lbs/ft (2.092 kg/m)
Estimated Area	1.198 in ² (7.729 cm ²)
Moment of Inertia	lx=.266 in ⁴ (11.072 cm ⁴)
	ly=.266 in ⁴ (11.072 cm ⁴)

MACHINE SERVICES

CTL	660003
Single Access Hole	660028
Single Anchor Fastener	660020
Tap 5/16 - 18	660034
Tap M8	660033
Tap 3/8 - 16	660009

BEAM SELECTION BY LOAD AND LENGTH



* Charts based on allowable loads related to yield strength with a margin of safety equal to five.


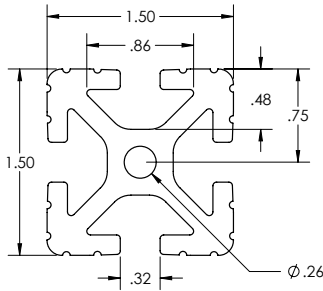
» For deflection equations see page 10

Fractional Extrusions

15 SERIES

TS15-15 GR

Clear Anodized - 650080



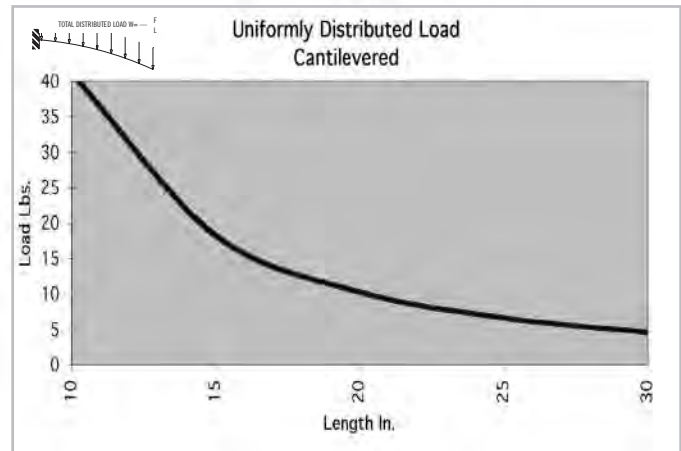
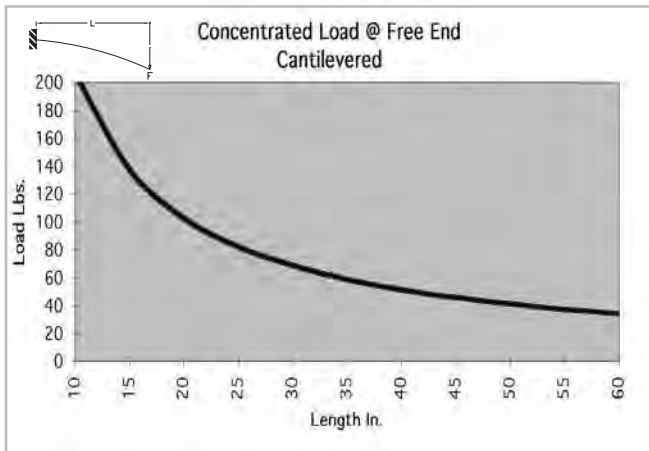
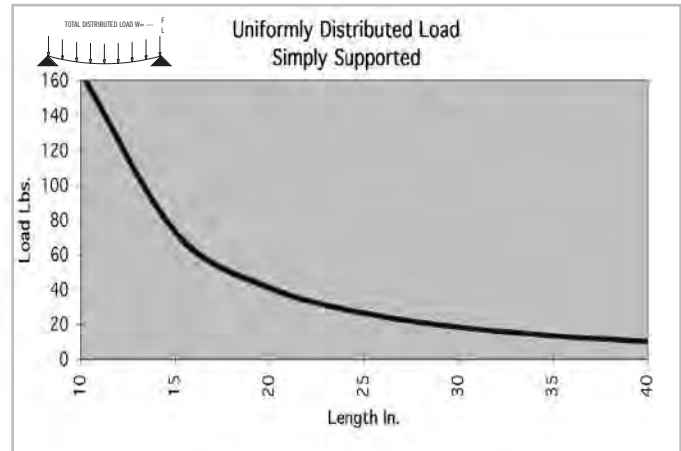
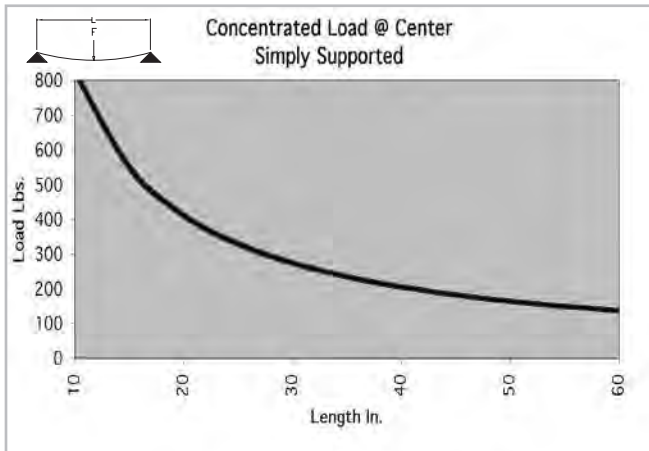
SPECIFICATIONS

Length	240"
Weight	1.338 lbs/ft (1.991 kg/m)
Estimated Area	1.198 in ² (7.729 cm ²)
Moment of Inertia	I _x =.266 in ⁴ (11.072 cm ⁴) I _y =.266 in ⁴ (11.072 cm ⁴)

MACHINE SERVICES

CTL	660003
Single Access Hole	660028
Single Anchor Fastener	660020
Tap 5/16 - 18	660034
Tap M8	660033
Tap 3/8 - 16	660009

BEAM SELECTION BY LOAD AND LENGTH



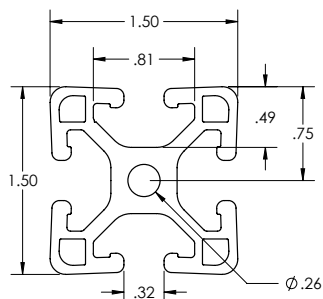
* Charts based on allowable loads related to yield strength with a margin of safety equal to five.

» For deflection equations see page 10

15 SERIES

TS15-15L

Clear Anodized - **650006**
 Black Anodized - **650106**



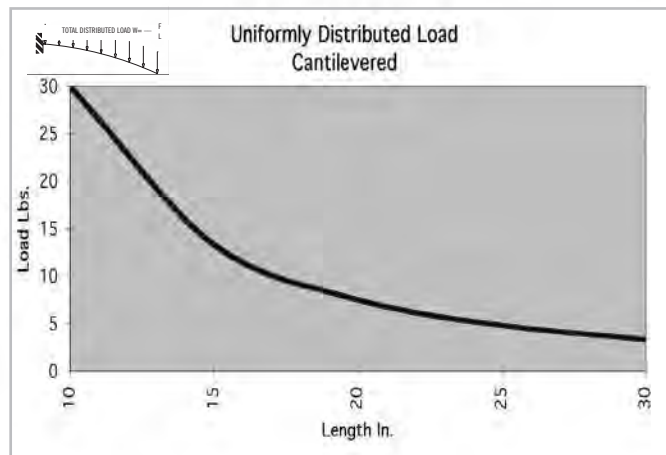
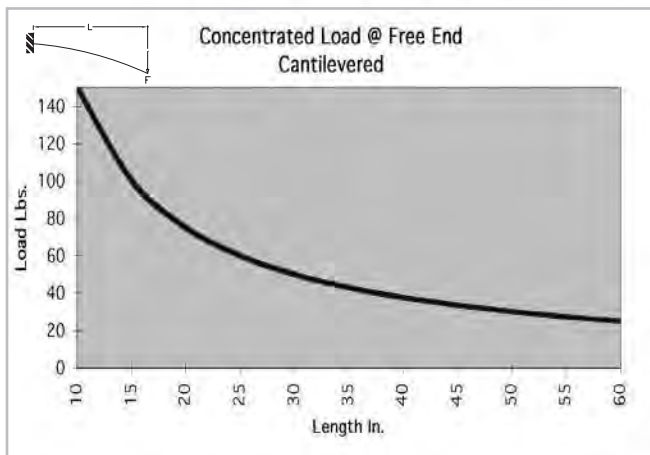
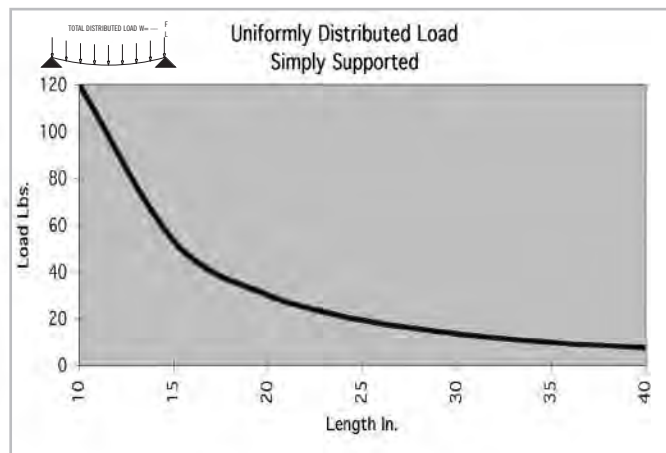
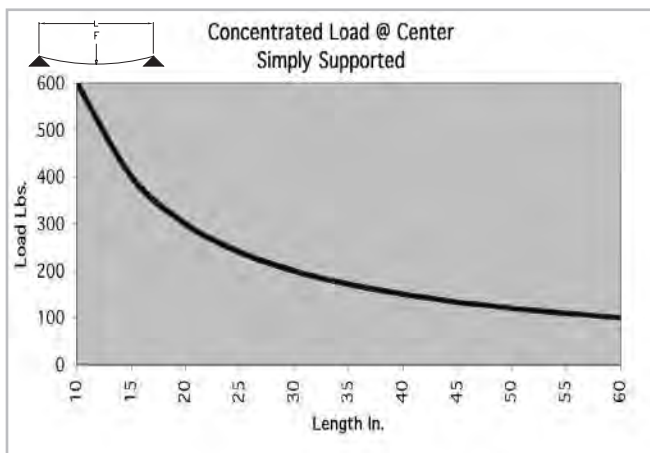
SPECIFICATIONS

Length240"
Weight	1.093 lbs/ft (1.627 kg/m)
Estimated Area	0.925 in ² (5.968 cm ²)
Moment of Inertia	I _x =.194 in ⁴ (8.075 cm ⁴) I _y =.194 in ⁴ (8.075 cm ⁴)

MACHINE SERVICES

CTL	660003
Single Access Hole	660028
Single Anchor Fastener	660020
Tap 5/16 -18	660034
Tap M8	660033
Tap 3/8 - 16	660009

BEAM SELECTION BY LOAD AND LENGTH



* Charts based on allowable loads related to yield strength with a margin of safety equal to five.


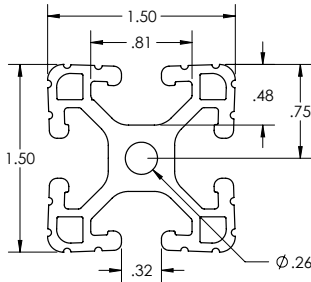
» For deflection equations see page 10

Fractional Extrusions

15 SERIES

Clear Anodized - **650048**
 Black Anodized - **650148**
 Yellow Powder Coat - **650248**

TS15-15L GR



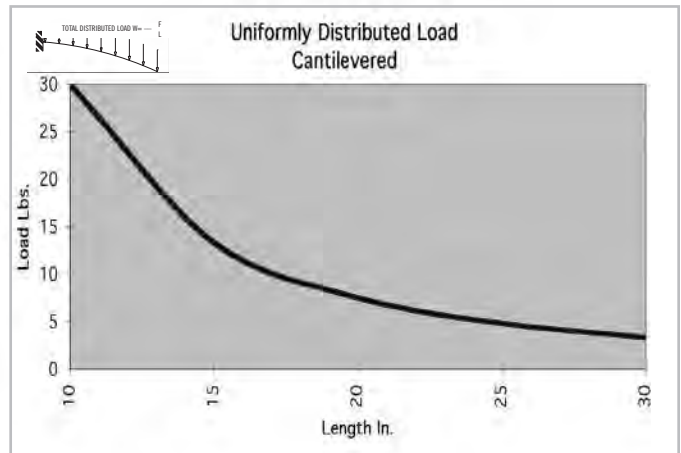
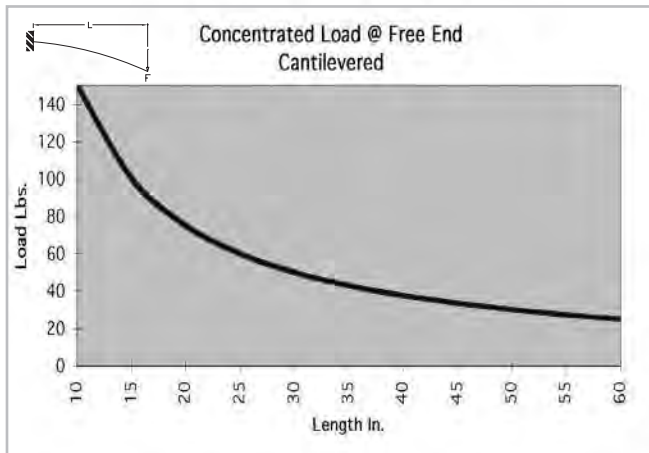
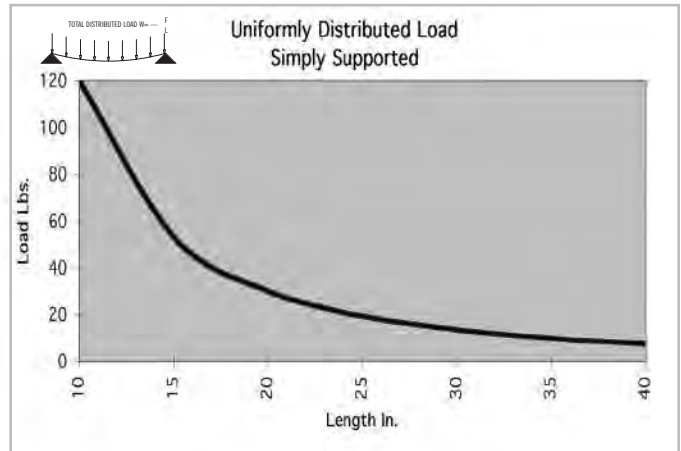
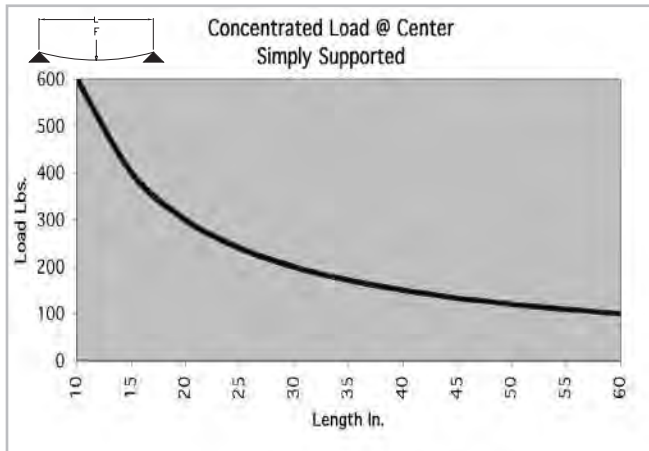
SPECIFICATIONS

Length Clear240"
Length Black240" (6 m)
Length Yellow	144" (3.6 m)
Weight	1.066 lbs/ft (1.066 kg/m)
Estimated Area	0.925 in ² (5.968 cm ²)
Moment of Inertia	I _x =.194 in ⁴ (8.075 cm ⁴)
	I _y =.194 in ⁴ (8.075 cm ⁴)

MACHINE SERVICES

CTL	660003
Single Access Hole	660028
Single Anchor Fastener	660020
Tap 5/16 -18	660034
Tap M8	660033
Tap 3/8 - 16	660009

BEAM SELECTION BY LOAD AND LENGTH



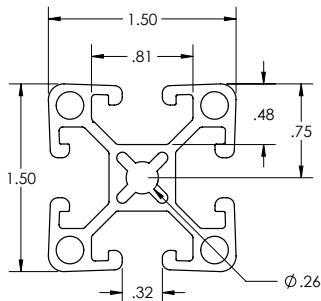
* Charts based on allowable loads related to yield strength with a margin of safety equal to five.

» For deflection equations see page 10

15 SERIES

TS15-15VL

Clear Anodized - 650018



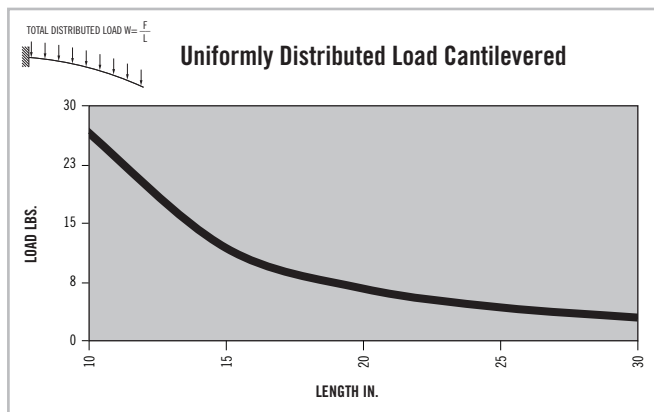
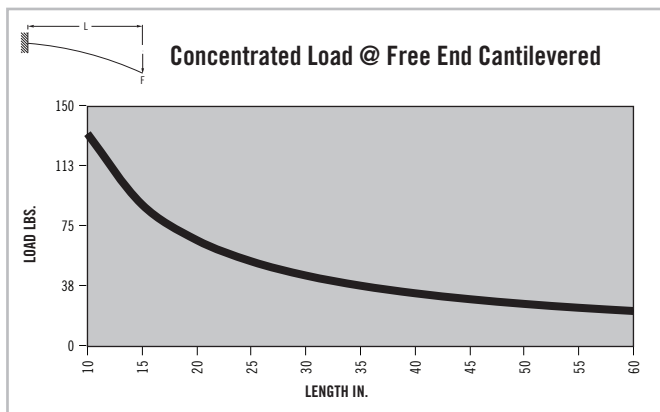
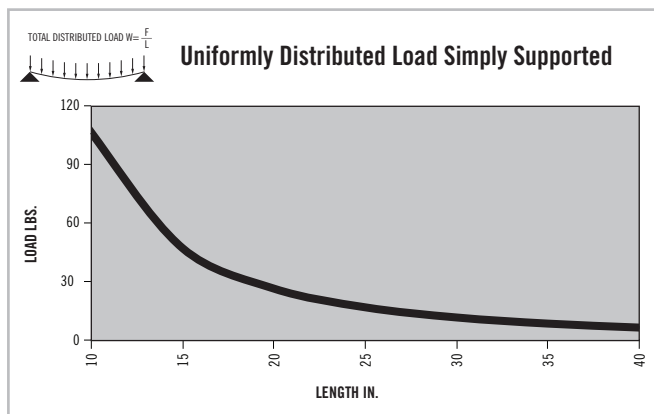
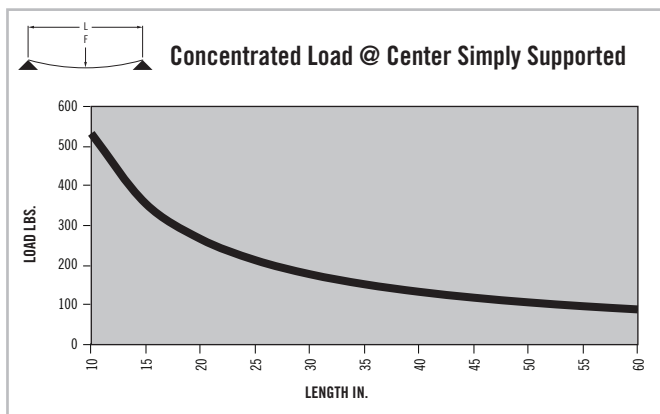
SPECIFICATIONS

Length	240"
Weight	0.932 lbs/ft (1.387 kg/m)
Estimated Area	0.771 in ² (4.972 cm ²)
Moment of Inertia	$I_x=0.172 \text{ in}^4 (7.159 \text{ cm}^4)$ $I_y=0.172 \text{ in}^4 (7.159 \text{ cm}^4)$

MACHINE SERVICES

CTL	660003
Single Access Hole	660028
Single Anchor Fastener	660020
Tap 5/16 - 18	660034
Tap M8	660033
Tap 3/8 - 16	660009

BEAM SELECTION BY LOAD AND LENGTH



* Charts based on allowable loads related to yield strength with a margin of safety equal to five.

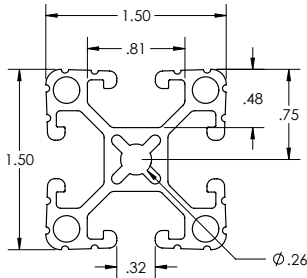
» For deflection equations see page 10

Fractional Extrusions

15 SERIES

TS15-15VL GR

Clear Anodized - 650081



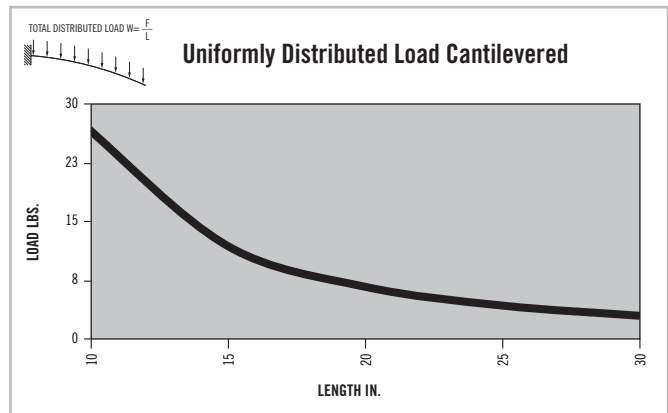
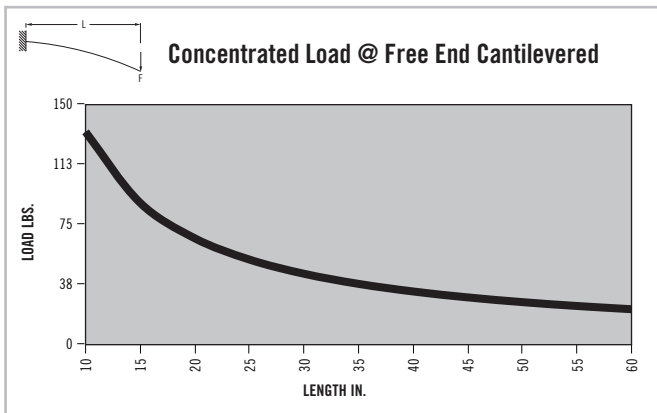
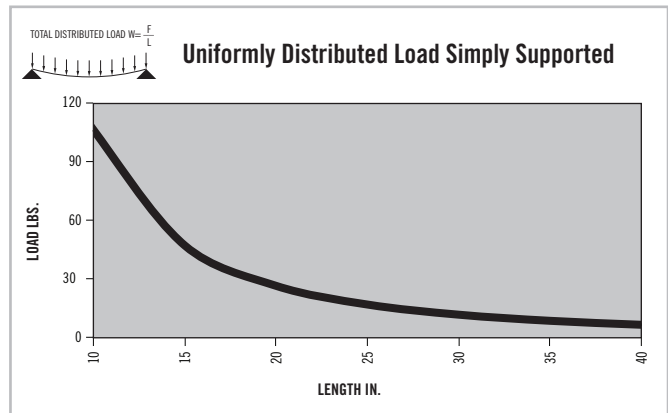
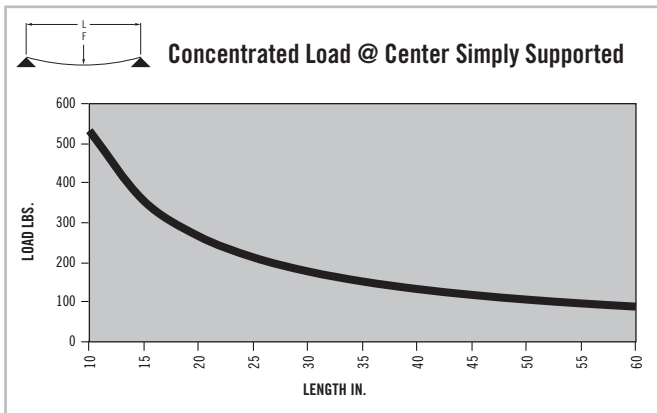
SPECIFICATIONS

Length240"
Weight	0.898 lbs/ft (1.336 kg/m)
Estimated Area	0.771 in ² (4.972 cm ²)
Moment of Inertia	I _x =0.172 in ⁴ (7.159 cm ⁴) I _y =0.172 in ⁴ (7.159 cm ⁴)

MACHINE SERVICES

CTL	660003
Single Access Hole	660028
Single Anchor Fastener	660020
Tap 5/16 -18	660034
Tap M8	660033
Tap 3/8 - 16	660009

BEAM SELECTION BY LOAD AND LENGTH



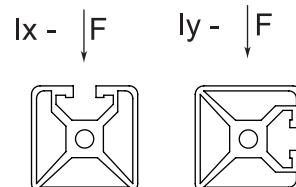
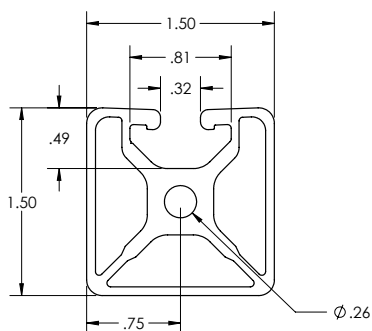
* Charts based on allowable loads related to yield strength with a margin of safety equal to five.

» For deflection equations see page 10

15 SERIES

TS15-15 MONOSLOT

Black Anodized - 650114
Clear Anodized - 650014



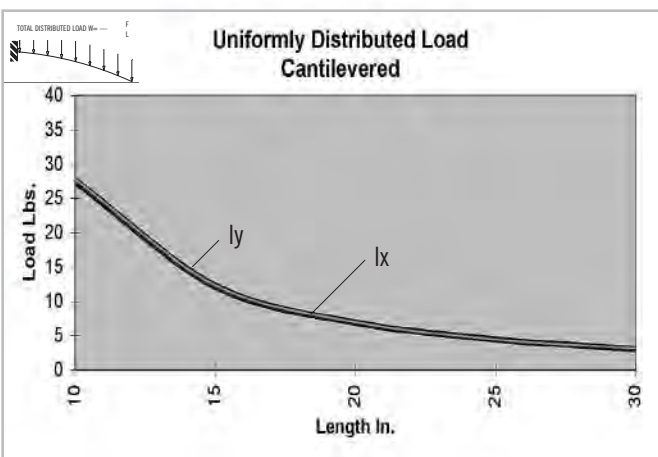
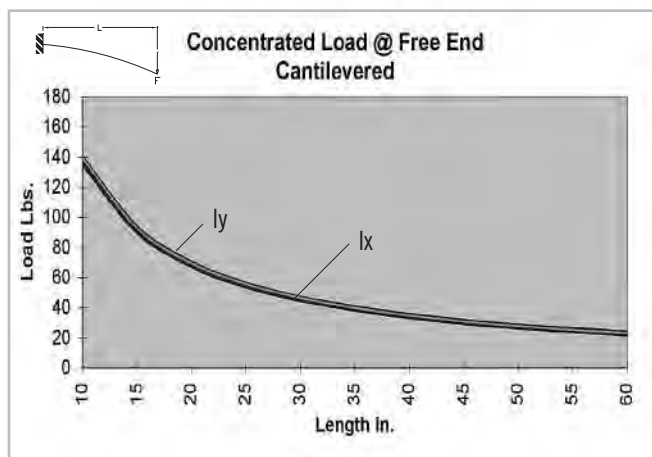
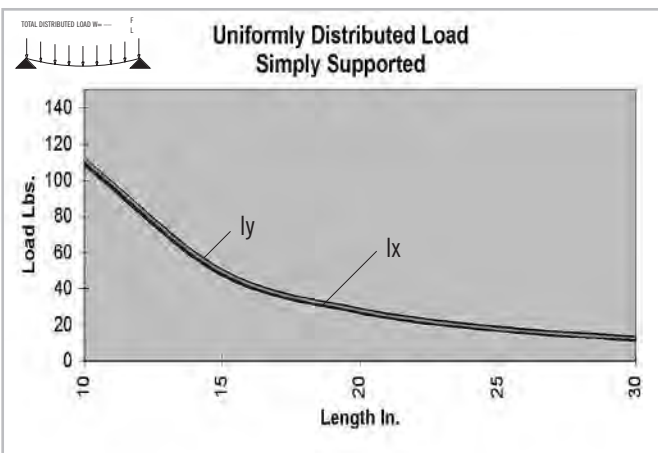
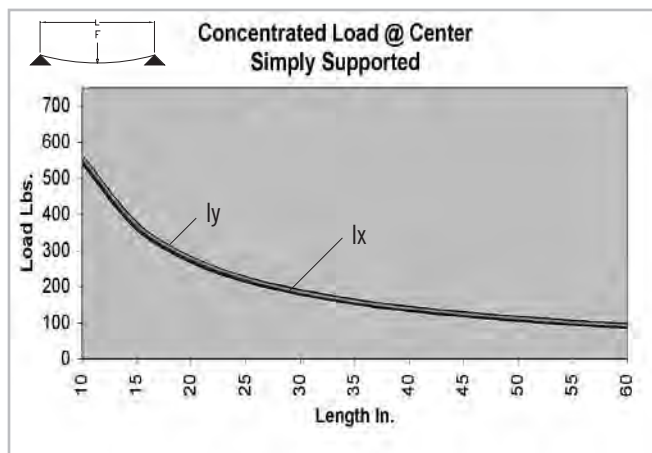
SPECIFICATIONS

Length	240"
Weight	1.014 lbs/ft (1.510 kg/m)
Estimated Area	0.846 in ² (5.456 cm ²)
Moment of Inertia	Ix=.178 in ⁴ (7.408 cm ⁴) Iy=.180 in ⁴ (7.492 cm ⁴)

MACHINE SERVICES

CTL	660003
Single Access Hole	660028
Single Anchor Fastener	660020
Tap 5/16 -18	660034
Tap M8	660033
Tap 3/8 - 16	660009

BEAM SELECTION BY LOAD AND LENGTH



* Charts based on allowable loads related to yield strength with a margin of safety equal to five.

» For deflection equations see page 10

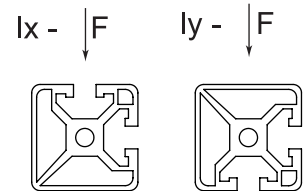

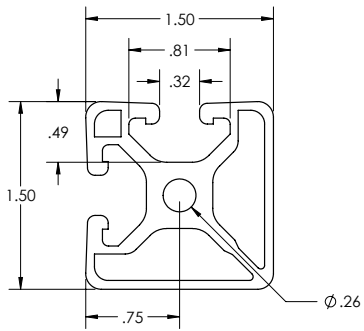
Fractional Extrusions

15 SERIES

TS15-15 BISLOT AD

Black Anodized - **650115**

Clear Anodized - **650015**



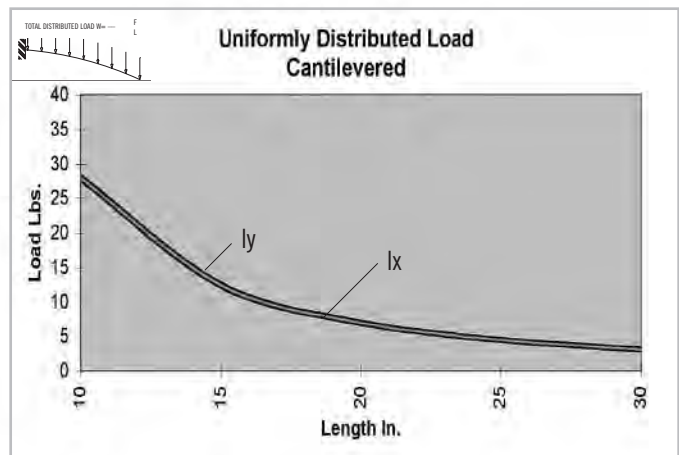
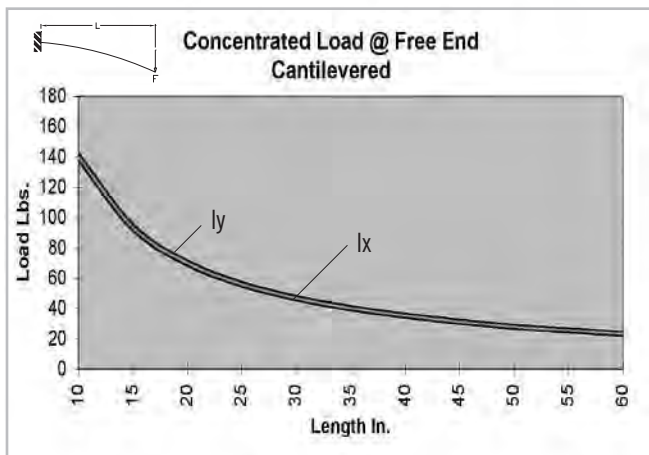
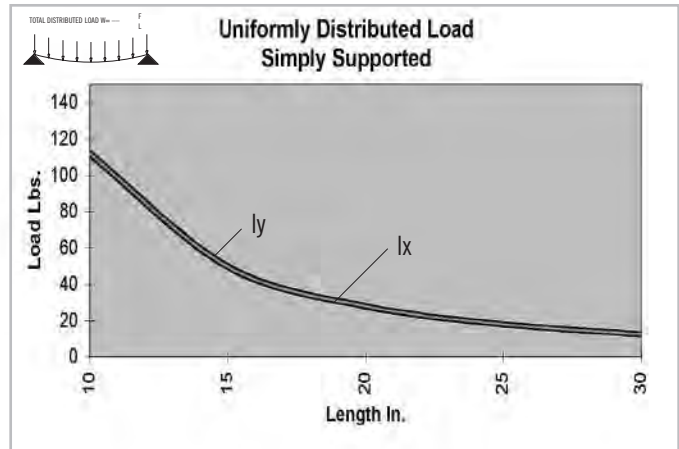
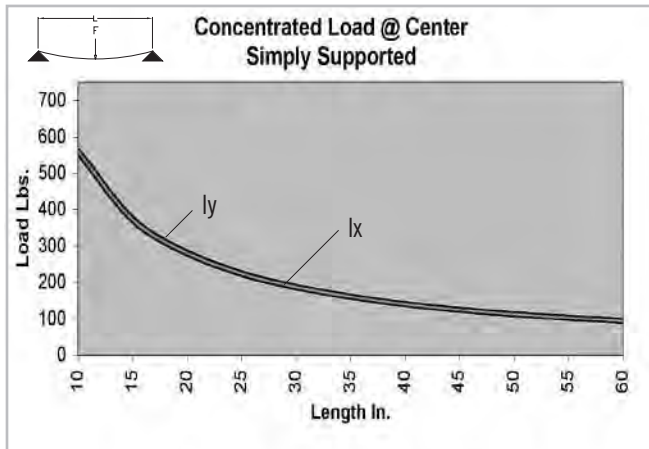
SPECIFICATIONS

Length	240"
Weight	1.036 lbs/ft (1.541 kg/m)
Estimated Area	0.863 in ² (5.566 cm ²)
Moment of Inertia	$I_x = .181 \text{ in}^4 (7.533 \text{ cm}^4)$ $I_y = .181 \text{ in}^4 (7.533 \text{ cm}^4)$

MACHINE SERVICES

CTL	660003
Single Access Hole	660028
Single Anchor Fastener	660020
Tap 5/16 -18	660034
Tap M8	660033
Tap 3/8 - 16	660009

BEAM SELECTION BY LOAD AND LENGTH



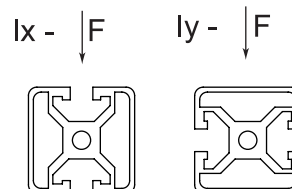
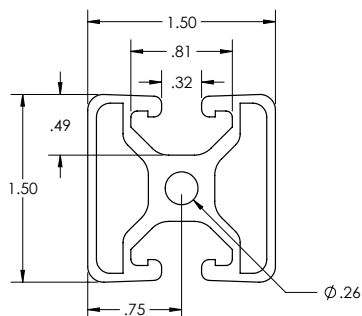
* Charts based on allowable loads related to yield strength with a margin of safety equal to five.

» For deflection equations see page 10

15 SERIES

TS15-15 BISLOT OPP

Black Anodized - **650116**
 Clear Anodized - **650016**



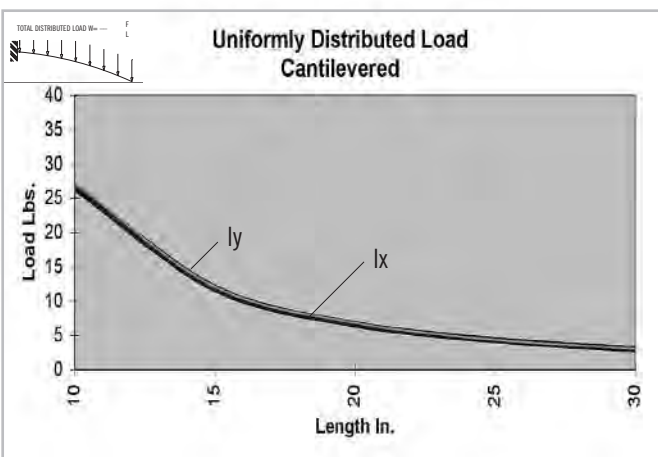
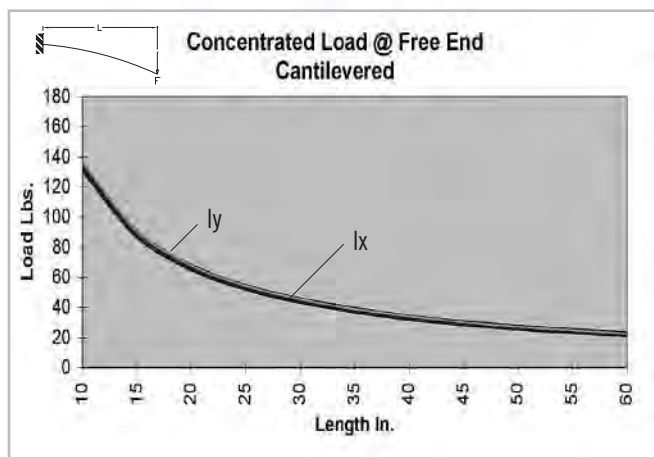
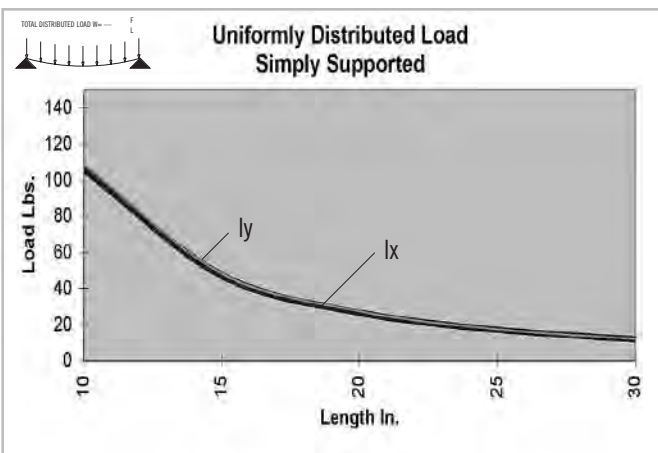
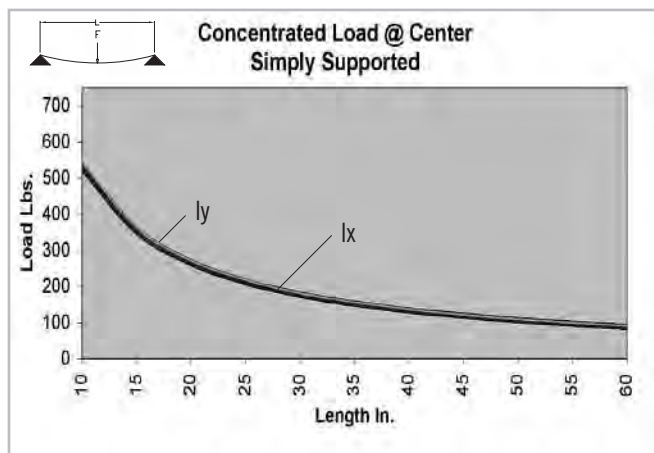
SPECIFICATIONS

Length	240"
Weight	1.008 lbs/ft (1.499 kg/m)
Estimated Area	0.840 in ² (5.418 cm ²)
Moment of Inertia	Ix=.172 in ⁴ (7.159 cm ⁴)
	Iy=.176 in ⁴ (7.325 cm ⁴)

MACHINE SERVICES

CTL	660003
Single Access Hole	660028
Single Anchor Fastener	660020
Tap 5/16 -18	660034
Tap M8	660033
Tap 3/8 - 16	660009

BEAM SELECTION BY LOAD AND LENGTH



* Charts based on allowable loads related to yield strength with a margin of safety equal to five.

» For deflection equations see page 10

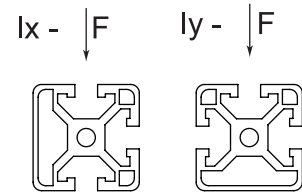

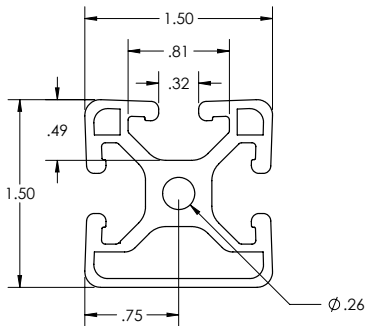
Fractional Extrusions

15 SERIES

TS15-15 TRISLOT

Black Anodized - **650117**

Clear Anodized - **650017**



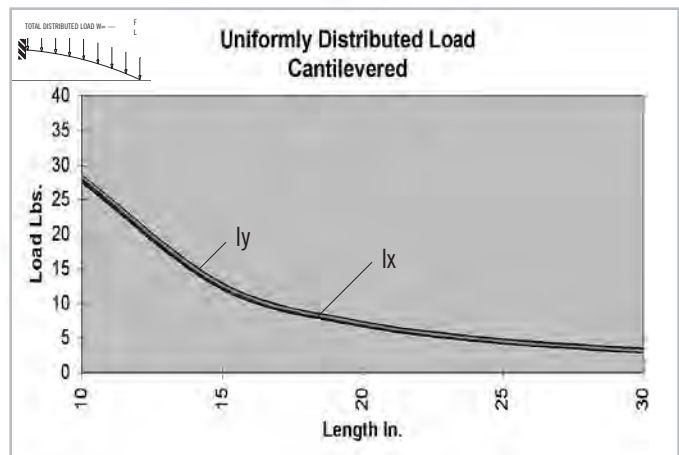
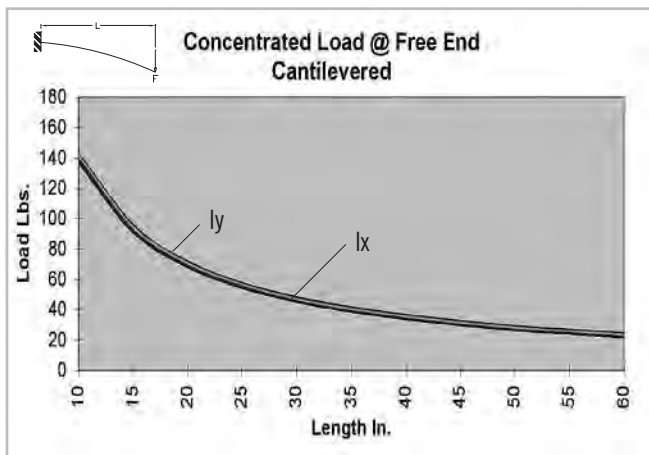
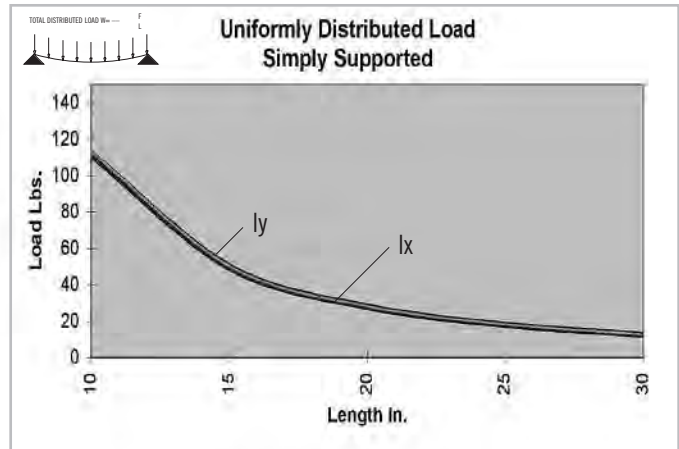
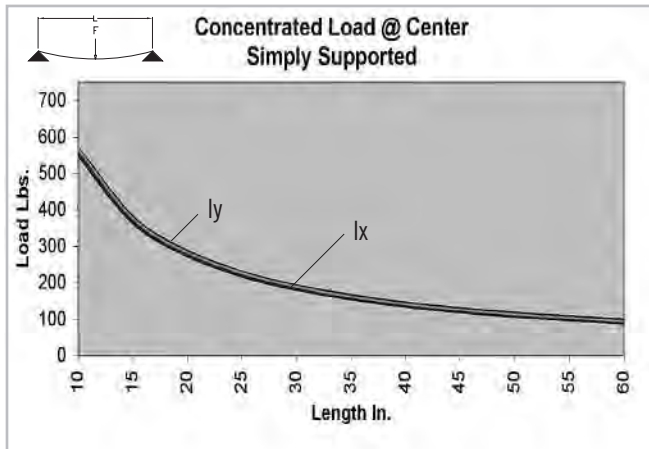
SPECIFICATIONS

Length	240"
Weight	1.050 lbs/ft (1.563 kg/m)
Estimated Area	0.878 in ² (5.663 cm ²)
Moment of Inertia	Ix=.181 in ⁴ (7.533 cm ⁴)
	Iy=.183 in ⁴ (7.617 cm ⁴)

MACHINE SERVICES

CTL	660003
Single Access Hole	660028
Single Anchor Fastener	660020
Tap 5/16 -18	660034
Tap M8	660033
Tap 3/8 - 16	660009

BEAM SELECTION BY LOAD AND LENGTH



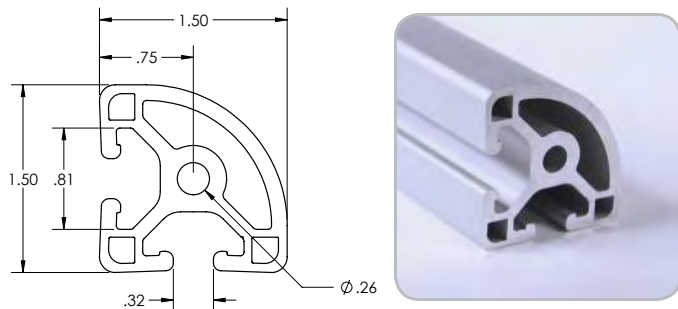
* Charts based on allowable loads related to yield strength with a margin of safety equal to five.

» For deflection equations see page 10

15 SERIES

TS15-15QR

Item Number: **650041**



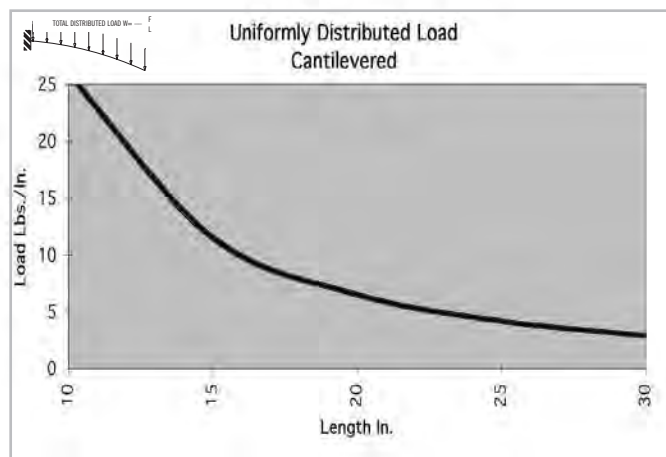
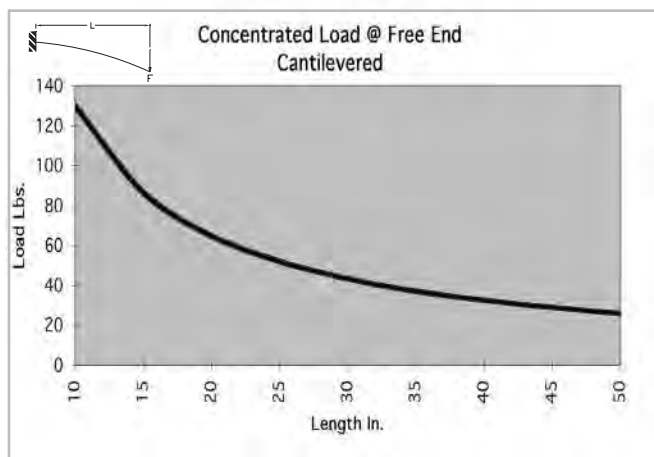
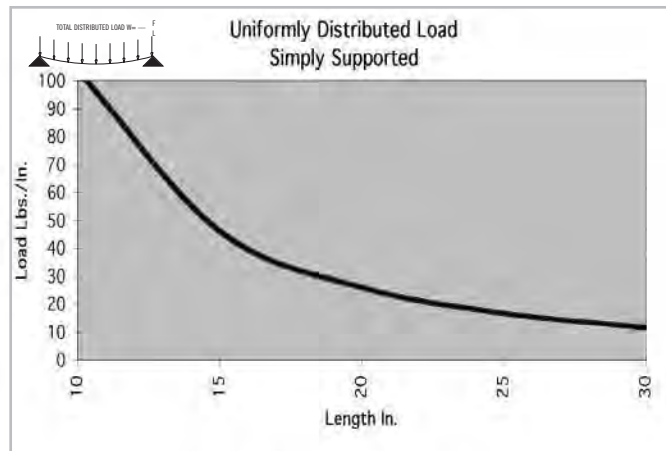
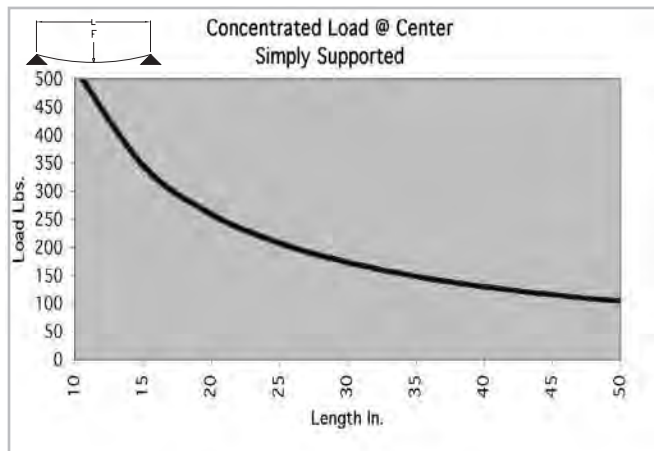
SPECIFICATIONS

Length	240"
Weight	1.045 lbs/ft (1.56 kg/m)
Estimated Area	0.879 in ² (5.67 cm ²)
Moment of Inertia	$I_x = .172 \text{ in}^4$ (7.16 cm ⁴) $I_y = .172 \text{ in}^4$ (7.16 cm ⁴)

MACHINE SERVICES

CTL	660003
Single Access Hole	660028
Single Anchor Fastener	660020
Tap 5/16 -18	660034
Tap M8	660033
Tap 3/8 - 16	660009

BEAM SELECTION BY LOAD AND LENGTH



* Charts based on allowable loads related to yield strength with a margin of safety equal to five.

» For deflection equations see page 10

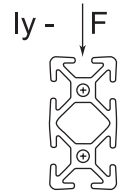
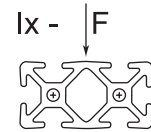


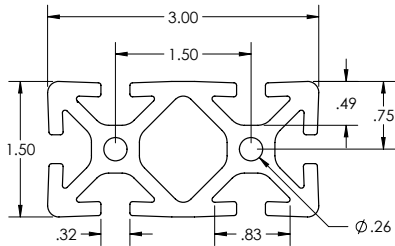
Fractional Extrusions

15 SERIES

TS15-30

Clear Anodized - **650008**

Black Anodized - **650108**



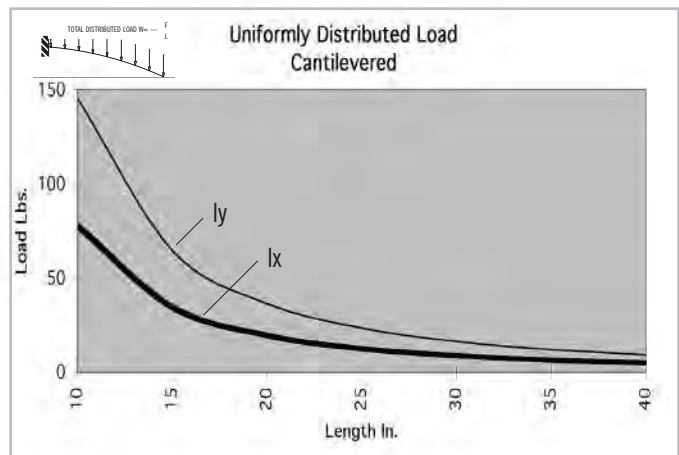
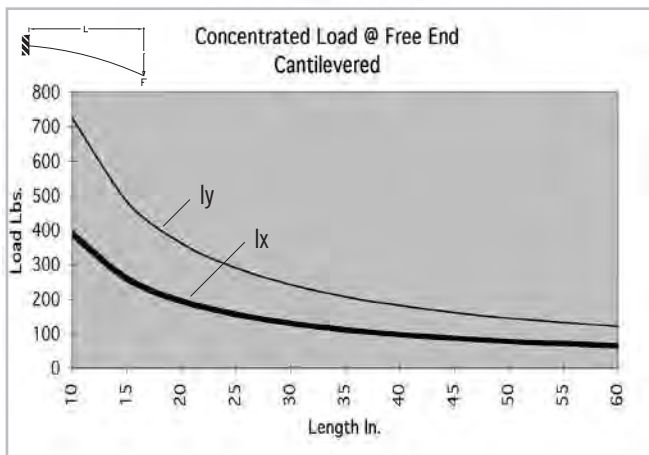
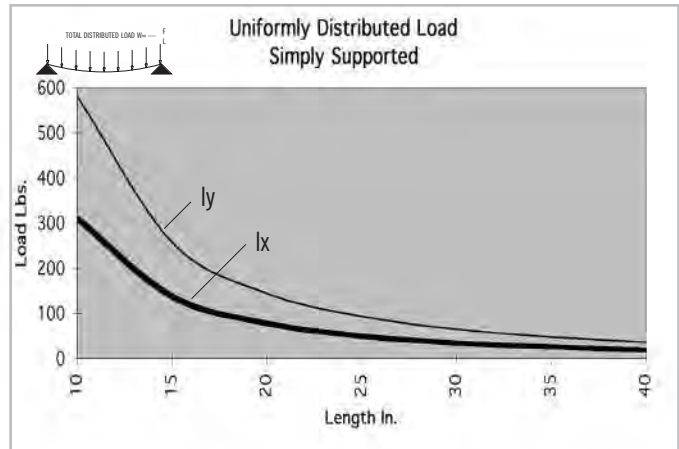
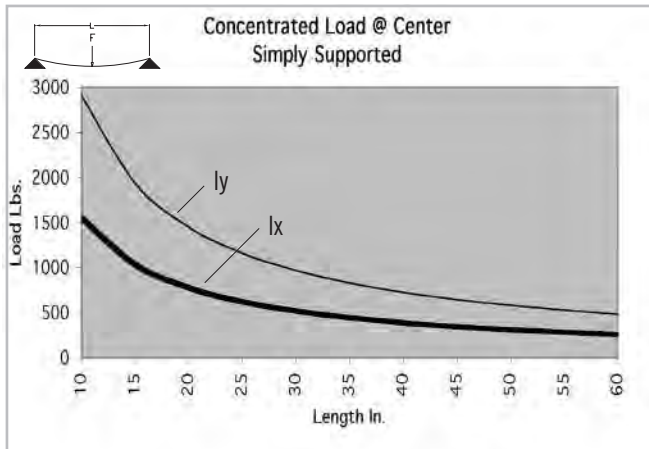
SPECIFICATIONS

Length	240"
Weight	2.507 lbs/ft (3.731 kg/m)
Estimated Area	2.155 in ² (13.903 cm ²)
Moment of Inertia	$I_x = .502 \text{ in}^4$ (20.895 cm ⁴)
	$I_y = 1.877 \text{ in}^4$ (78.127 cm ⁴)

MACHINE SERVICES

CTL	660006
Single Access Hole	660028
Single Anchor Fastener	660020
Tap 5/16 -18	660024
Tap M8	660027

BEAM SELECTION BY LOAD AND LENGTH



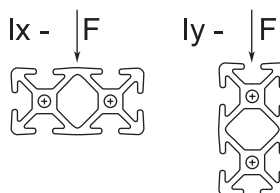

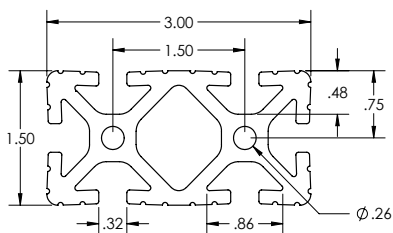
* Charts based on allowable loads related to yield strength with a margin of safety equal to five.

» For deflection equations see page 10

15 SERIES

TS15-30 GR

Clear Anodized - 650082



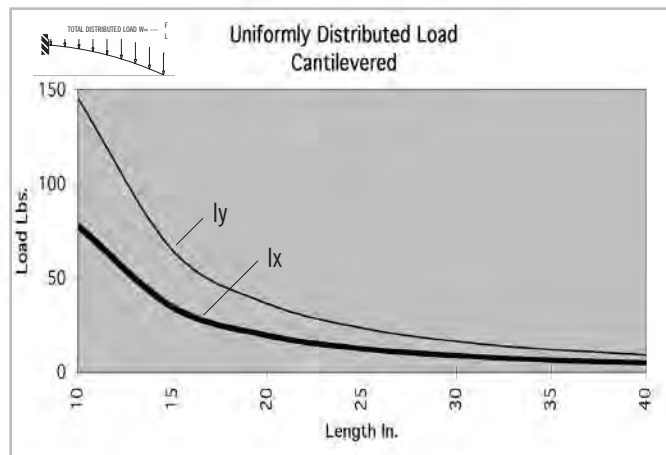
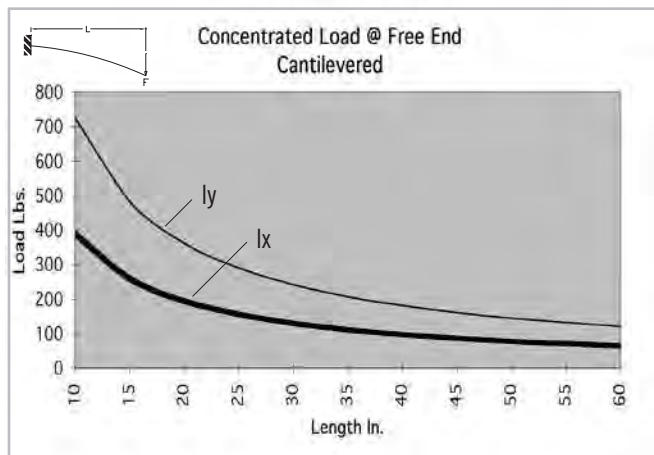
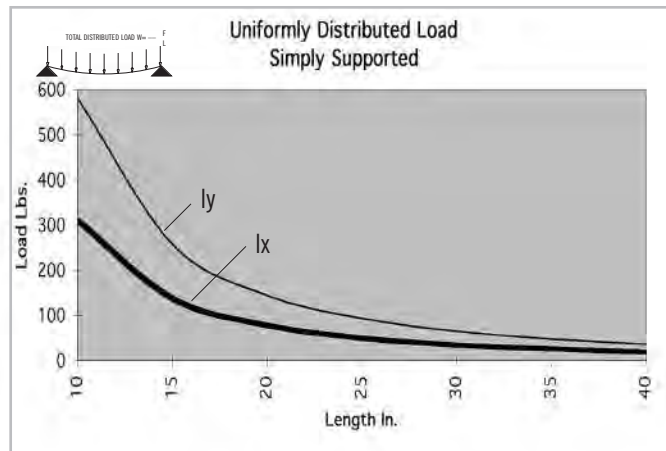
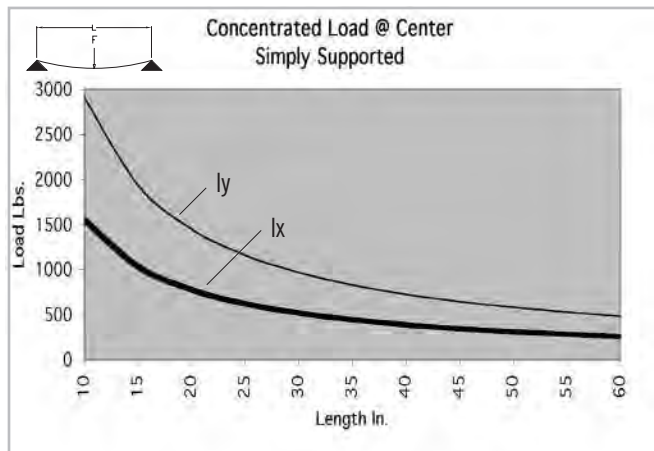
SPECIFICATIONS

Length	240"
Weight	2.466 lbs/ft (3.670 kg/m)
Estimated Area	2.155 in ² (13.903 cm ²)
Moment of Inertia	Ix= .502 in ⁴ (20.895 cm ⁴) Iy= 1.877 in ⁴ (78.127 cm ⁴)

MACHINE SERVICES

CTL	660006
Single Access Hole	660028
Single Anchor Fastener	660020
Tap 5/16 - 18	660024
Tap M8	660027

BEAM SELECTION BY LOAD AND LENGTH



* Charts based on allowable loads related to yield strength with a margin of safety equal to five.

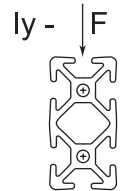
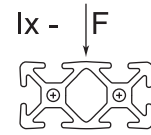
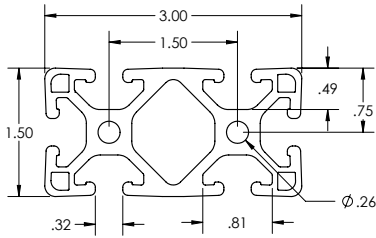
» For deflection equations see page 10

Fractional Extrusions

TS15-30L

Clear Anodized - **650009**

Black Anodized - **650109**



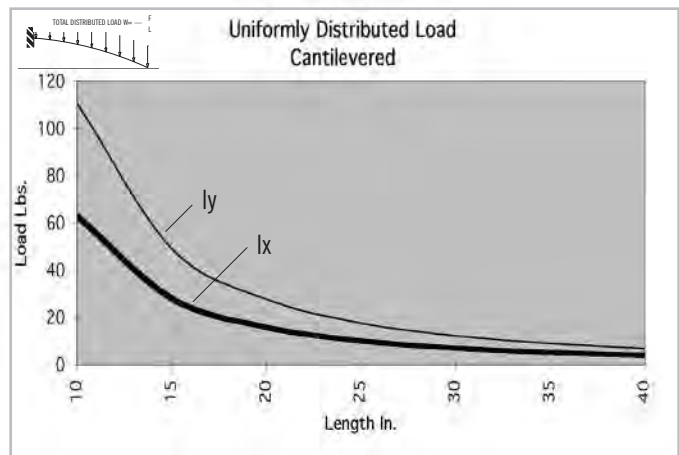
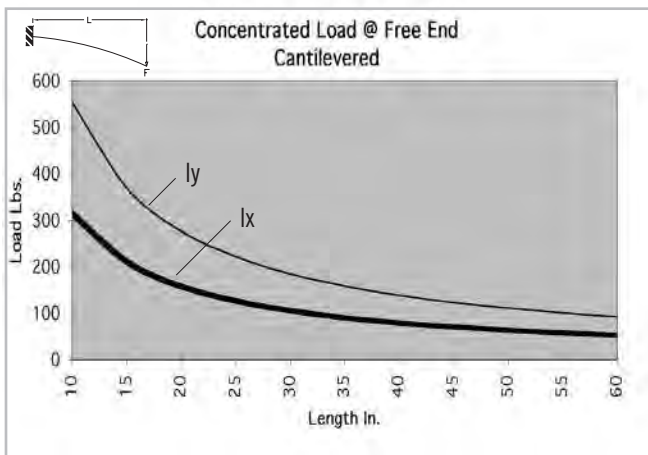
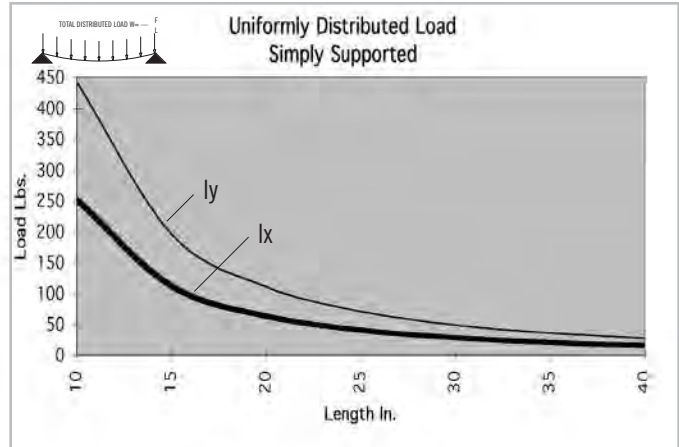
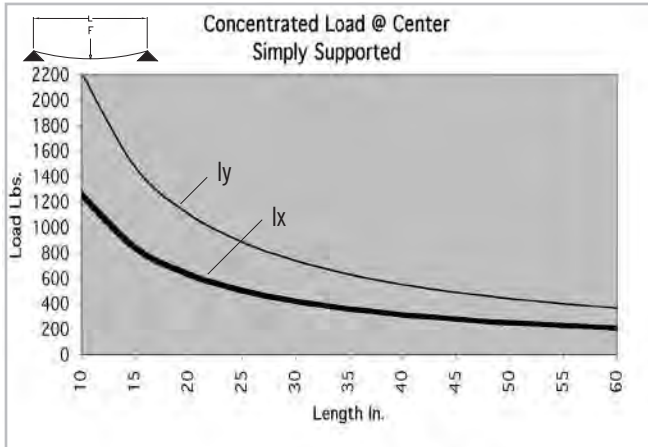
SPECIFICATIONS

Length240"
Weight	2.092 lbs/ft (3.113 kg/m)
Estimated Area	1.766 in ² (11.394 cm ²)
Moment of Inertia	I _x =.408 in ⁴ (16.982 cm ⁴)
		I _y =1.431 in ⁴ (59.563 cm ⁴)

MACHINE SERVICES

CTL	660006
Single Access Hole	660028
Single Anchor Fastener	660020
Tap 5/16 -18	660024
Tap M8	660027

BEAM SELECTION BY LOAD AND LENGTH



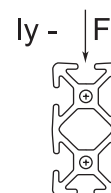
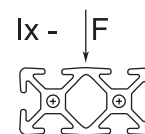

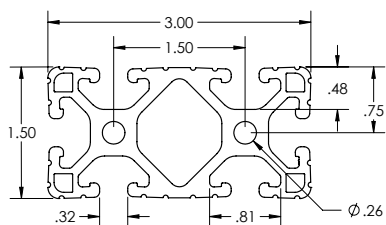
* Charts based on allowable loads related to yield strength with a margin of safety equal to five.

» For deflection equations see page 10

TS15-30L GR

Clear Anodized - **650047**

Black Anodized - **650147**



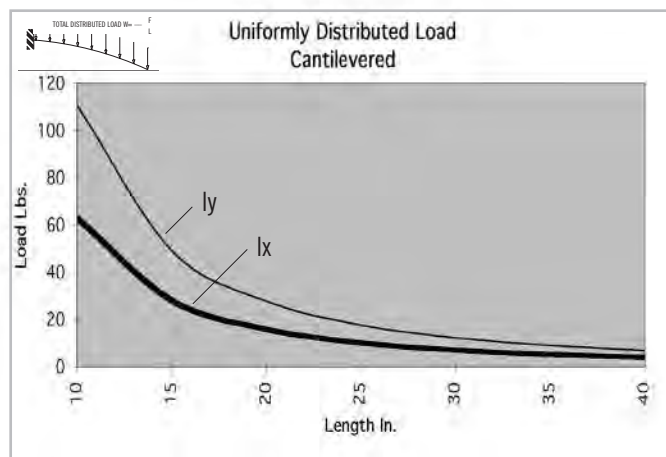
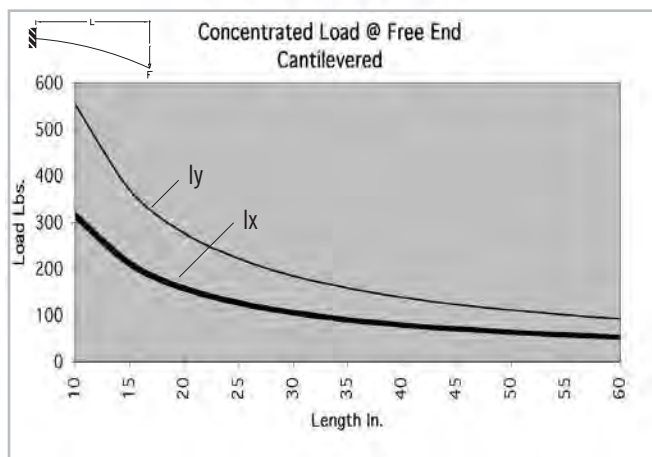
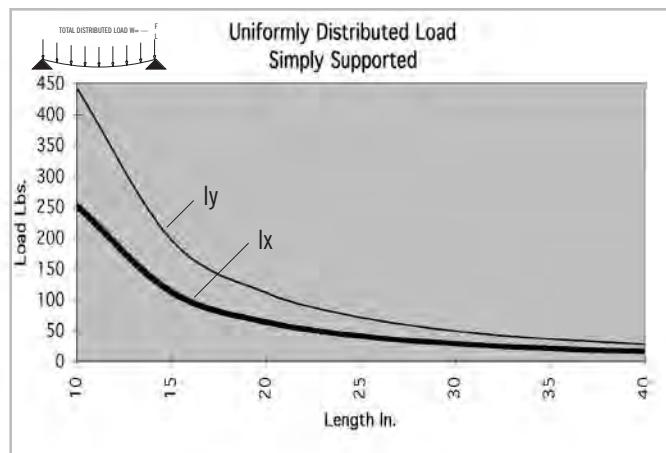
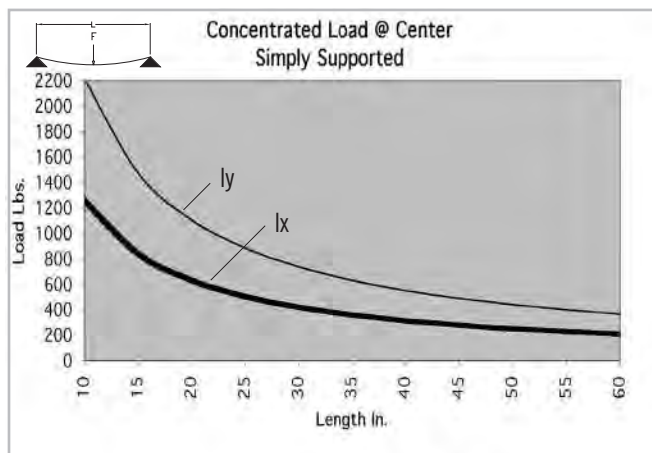
SPECIFICATIONS

Length	240"
Weight	2.042 lbs/ft (3.039 kg/m)
Estimated Area	1.766 in ² (11.394 cm ²)
Moment of Inertia	$I_x = .408 \text{ in}^4$ (16.982 cm ⁴)
	$I_y = 1.431 \text{ in}^4$ (59.563 cm ⁴)

MACHINE SERVICES

CTL	660006
Single Access Hole	660028
Single Anchor Fastener	660020
Tap 5/16 -18	660024
Tap M8	660027

BEAM SELECTION BY LOAD AND LENGTH



* Charts based on allowable loads related to yield strength with a margin of safety equal to five.

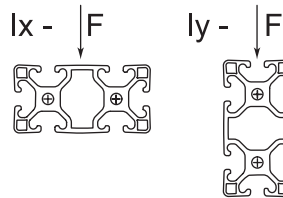
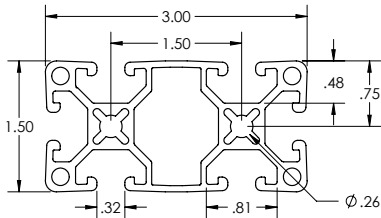
» For deflection equations see page 10

Fractional Extrusions

15 SERIES

TS15-30VL

Clear Anodized - 650020



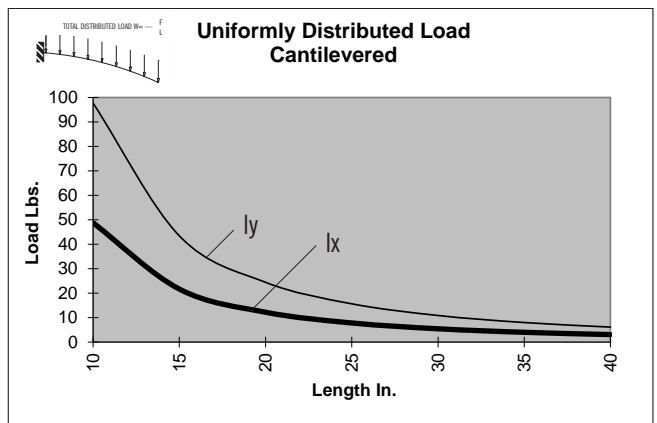
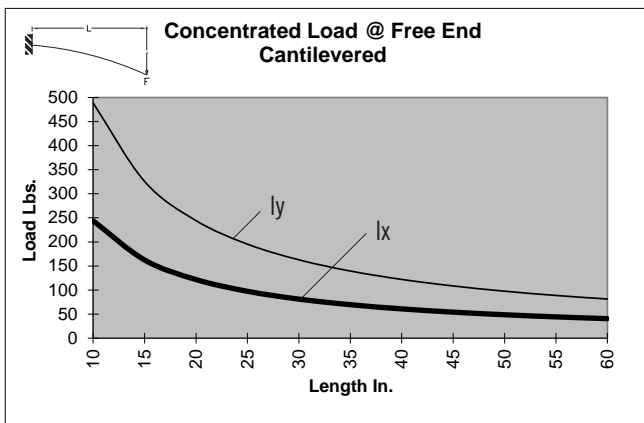
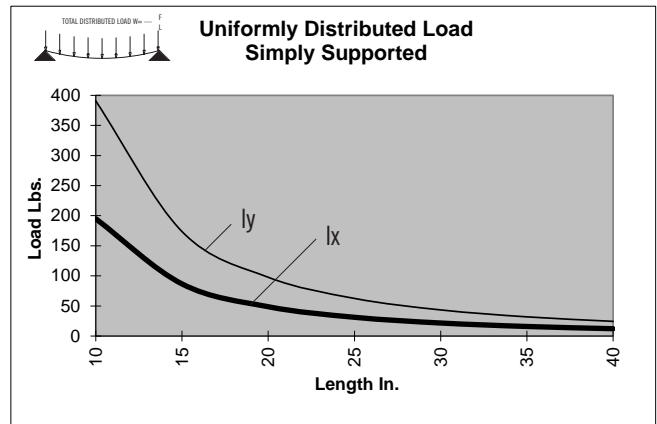
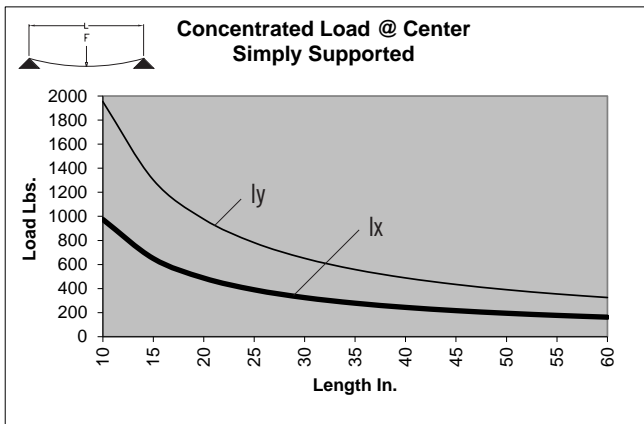
SPECIFICATIONS

Length	240"
Weight	1.567 lbs/ft (2.333 kg/m)
Estimated Area	1.339 in ² (8.639 cm ²)
Moment of Inertia	Ix=1.315 in ⁴ (13.097 cm ⁴)
	Iy=1.263 in ⁴ (52.550 cm ⁴)

MACHINE SERVICES

CTL	660006
Single Access Hole	660028
Single Anchor Fastener	660020
Tap 5/16 -18	660024
Tap M8	660027

BEAM SELECTION BY LOAD AND LENGTH

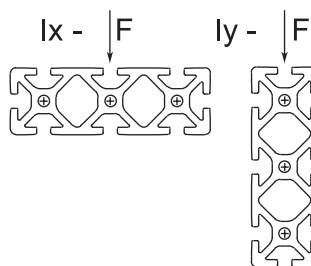

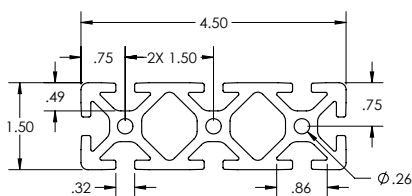


* Charts based on allowable loads related to yield strength with a margin of safety equal to five.

» For deflection equations see page 10

TS15-45

Clear Anodized - 650010



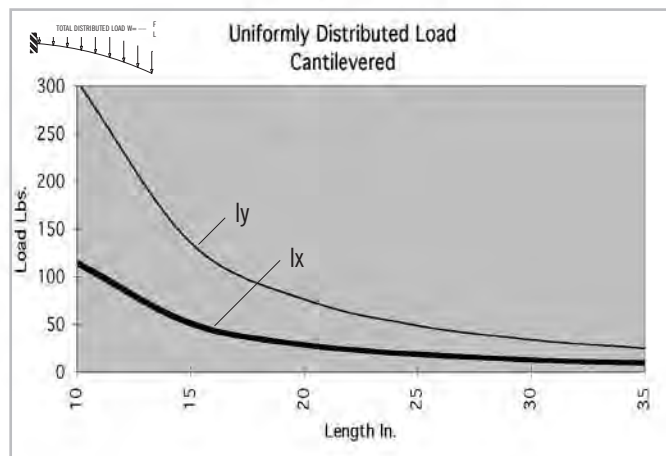
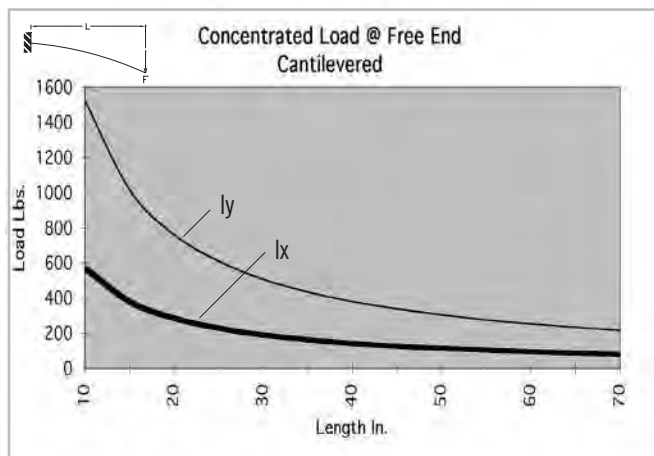
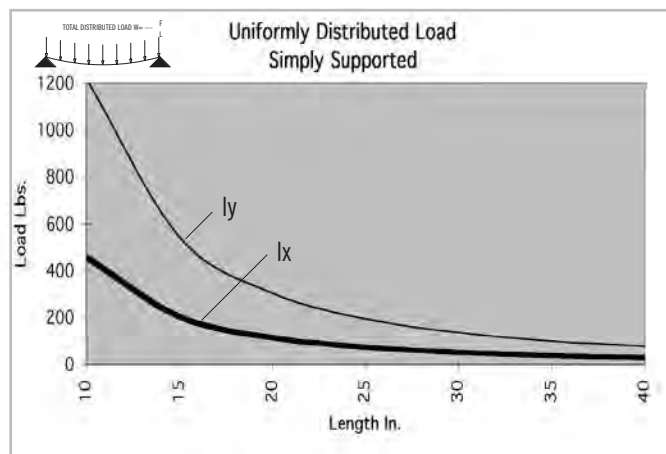
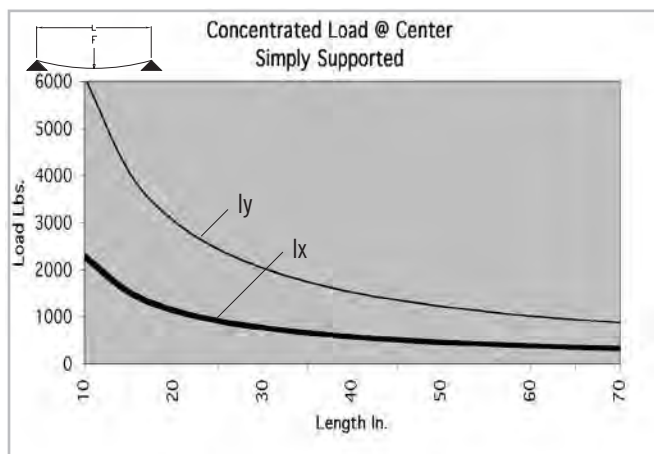
SPECIFICATIONS

Length	240"
Weight	3.684 lbs/ft (5.482 kg/m)
Estimated Area	3.113 in ² (20.084 cm ²)
Moment of Inertia	Ix=.739 in ⁴ (30.760 cm ⁴) Iy=5.913 in ⁴ (246.118 cm ⁴)

MACHINE SERVICES

CTL	660007
Single Access Hole	660028
Single Anchor Fastener	660020
Tap 5/16 -18	660010
Tap M8	660011

BEAM SELECTION BY LOAD AND LENGTH



* Charts based on allowable loads related to yield strength with a margin of safety equal to five.



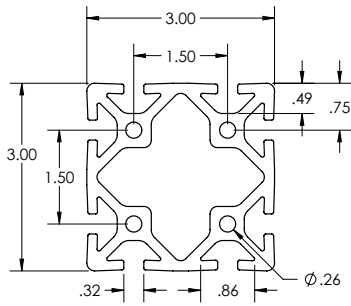
» For deflection equations see page 10

Fractional Extrusions

15 SERIES

TS30-30

Clear Anodized - **650012**
 Black Anodized - **650112**



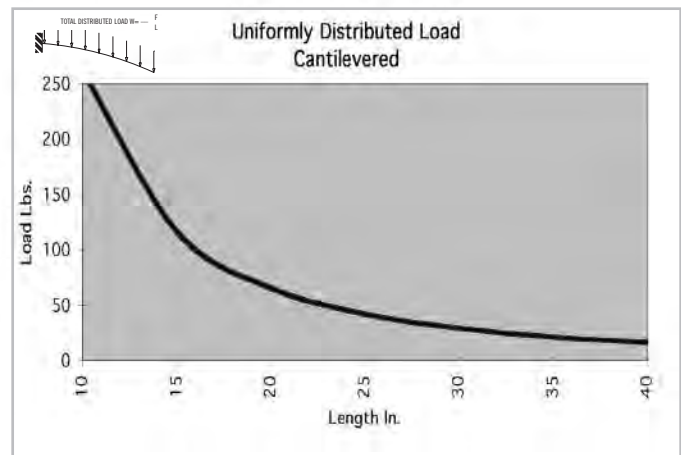
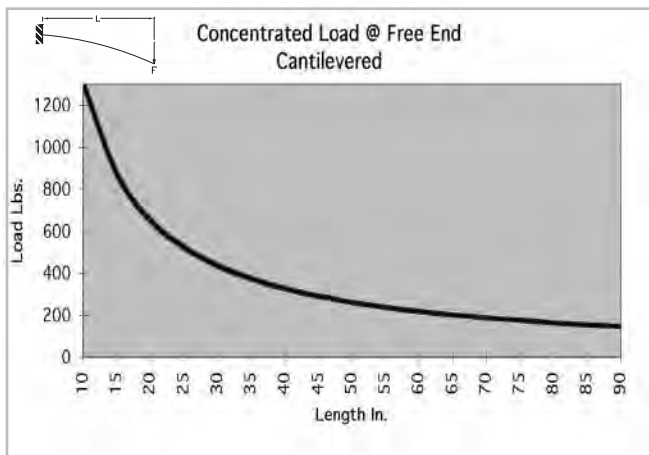
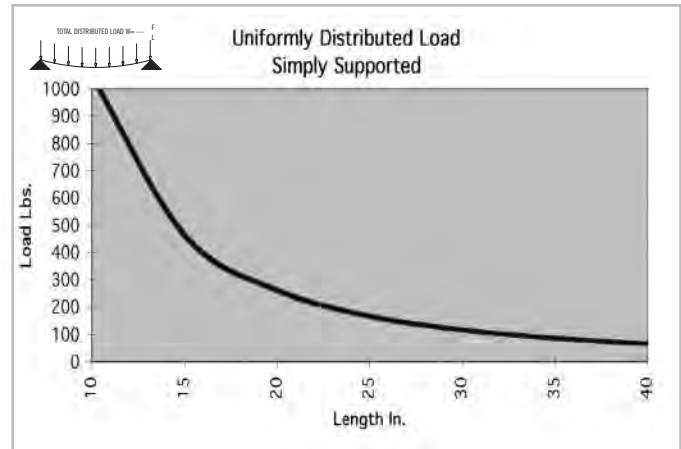
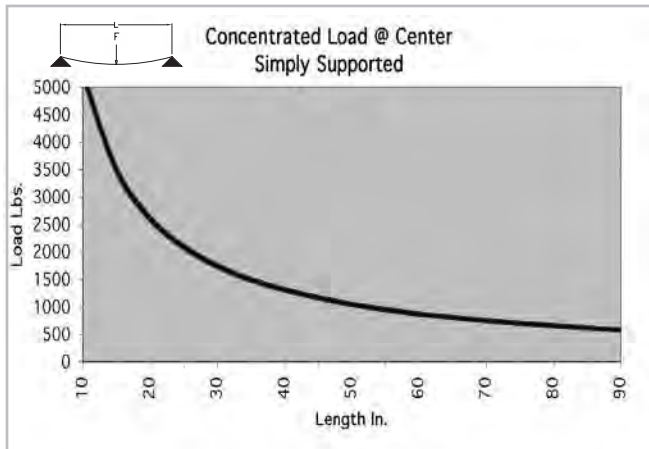
SPECIFICATIONS

Length240"
Weight	3.944 lbs/ft (5.869 kg/m)
Estimated Area	3.356 in ² (21.652 cm ²)
Moment of Inertia	I _x =3.379 in ⁴ (140.645 cm ⁴) I _y =3.379 in ⁴ (140.645 cm ⁴)

MACHINE SERVICES

CTL	660013
Single Access Hole	660028
Single Anchor Fastener	660020
Tap 5/16 -18	660031
Tap M8	660032

BEAM SELECTION BY LOAD AND LENGTH



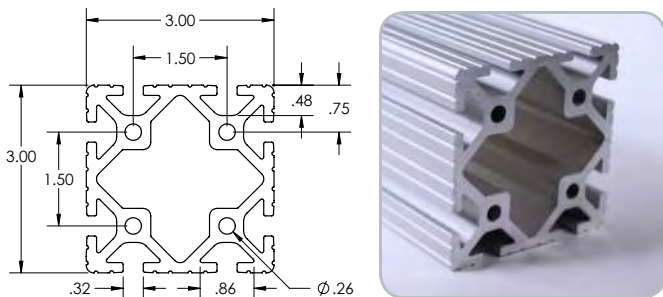
* Charts based on allowable loads related to yield strength with a margin of safety equal to five.

» For deflection equations see page 10

15 SERIES

TS30-30 GR

Clear Anodized - 650083



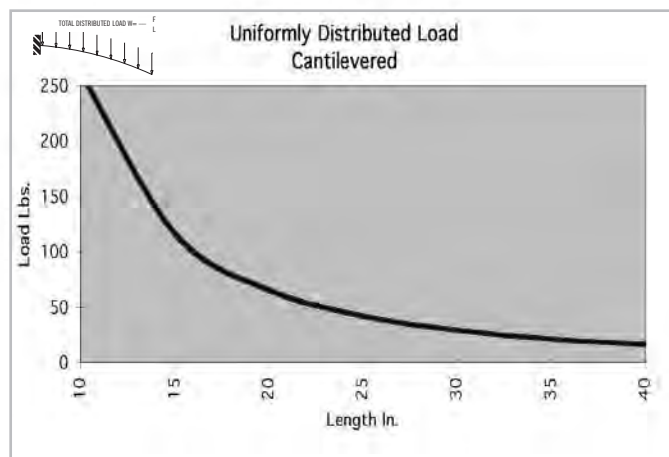
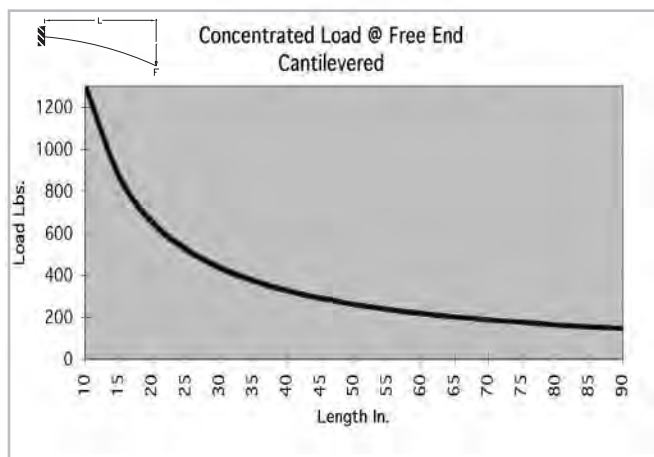
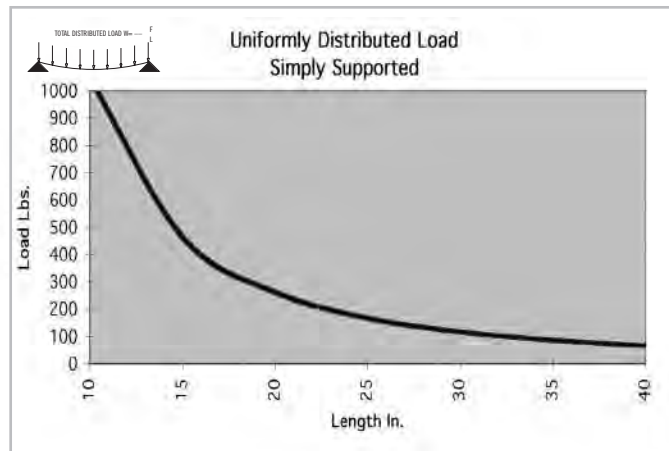
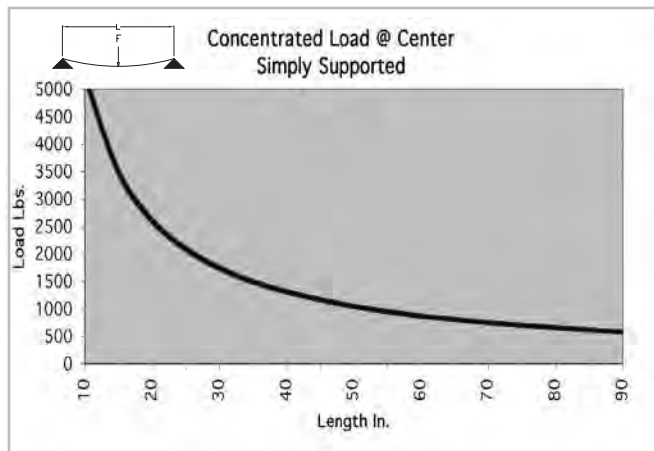
SPECIFICATIONS

Length	240"
Weight	3.918 lbs/ft (5.831 kg/m)
Estimated Area	3.356 in ² (21.652 cm ²)
Moment of Inertia	I _x =3.379 in ⁴ (140.645 cm ⁴) I _y =3.379 in ⁴ (140.645 cm ⁴)

MACHINE SERVICES

CTL	660013
Single Access Hole	660028
Single Anchor Fastener	660020
Tap 5/16 -18	660031
Tap M8	660032

BEAM SELECTION BY LOAD AND LENGTH



* Charts based on allowable loads related to yield strength with a margin of safety equal to five.


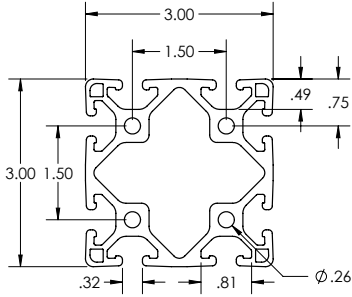
» For deflection equations see page 10

Fractional Extrusions

TS30-30L

Clear Anodized - **650013**

Black Anodized - **650113**



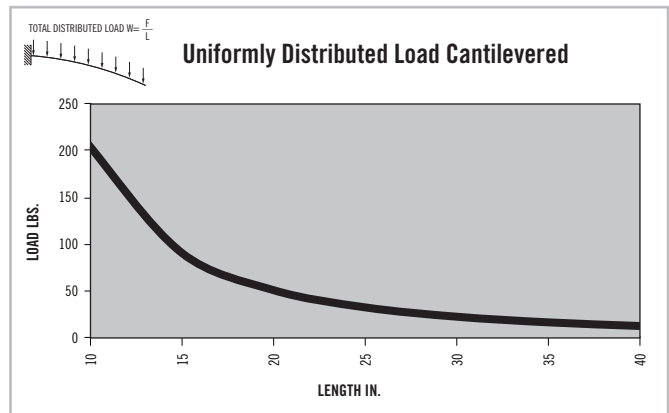
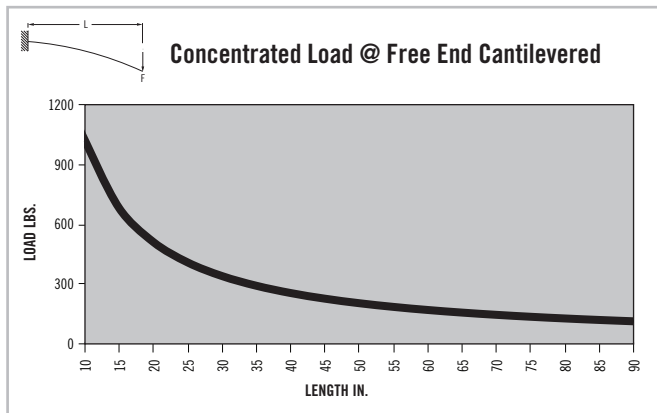
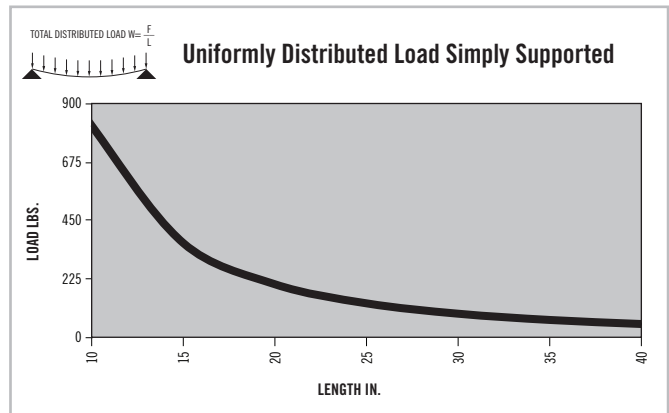
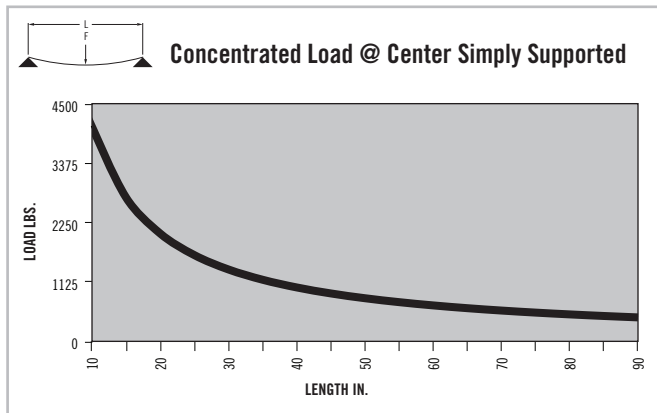
SPECIFICATIONS

Length240"
Weight	3.296 lbs/ft (4.905 kg/m)
Estimated Area	2.728 in ² (17.598 cm ²)
Moment of Inertia	I _x =2.639 in ⁴ (109.863 cm ⁴) I _y =2.639 in ⁴ (109.863 cm ⁴)

MACHINE SERVICES

CTL	660013
Single Access Hole	660028
Single Anchor Fastener	660020
Tap 5/16 -18	660031
Tap M8	660032

BEAM SELECTION BY LOAD AND LENGTH





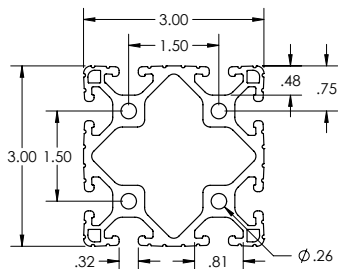
* Charts based on allowable loads related to yield strength with a margin of safety equal to five.

» For deflection equations see page 10

15 SERIES

TS30-30LGR

Clear Anodized - **650084**
 Black Anodized - **650184**



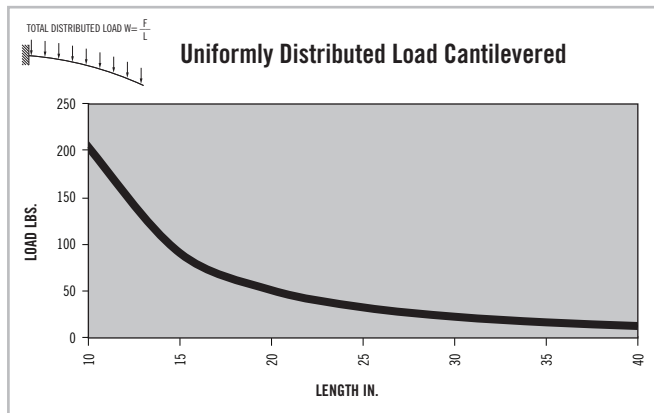
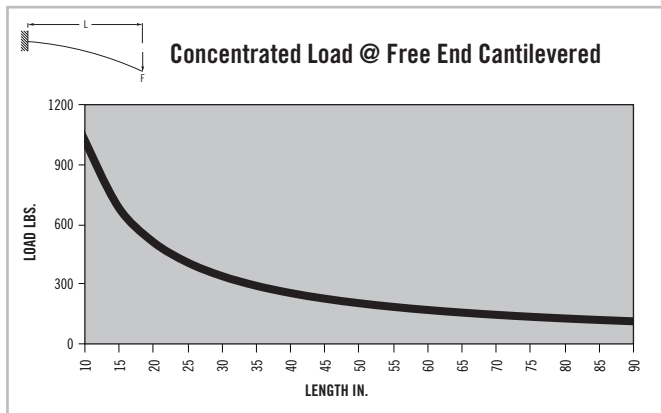
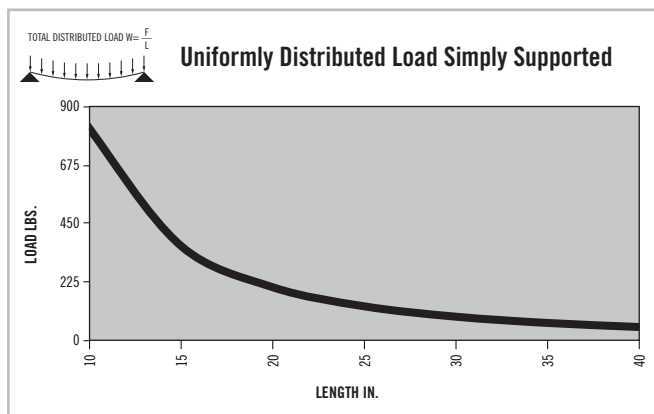
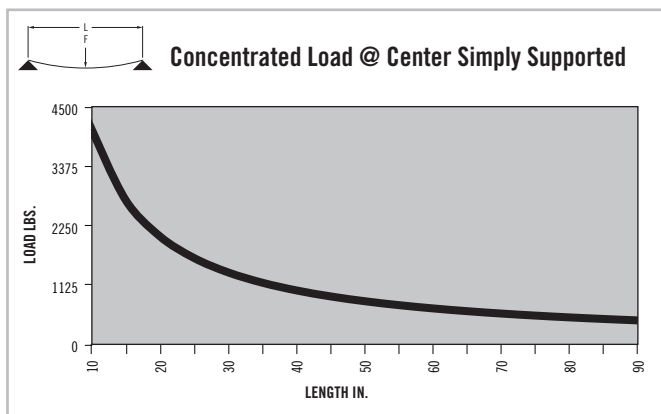
SPECIFICATIONS

Length240"
Weight	3.296 lbs/ft (4.905 kg/m)
Estimated Area	2.728 in ² (17.598 cm ²)
Moment of Inertia	I _x =2.639 in ⁴ (109.863 cm ⁴) I _y =2.639 in ⁴ (109.863 cm ⁴)

MACHINE SERVICES

CTL	660013
Single Access Hole	660028
Single Anchor Fastener	660020
Tap 5/16 -18	660031
Tap M8	660032

BEAM SELECTION BY LOAD AND LENGTH



* Charts based on allowable loads related to yield strength with a margin of safety equal to five.

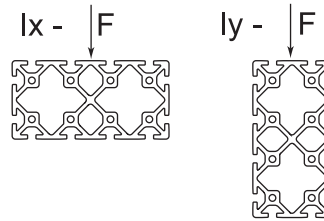

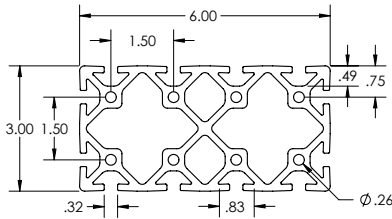
» For deflection equations see page 10

Fractional Extrusions

15 SERIES

TS30-60

Clear Anodized - 650042



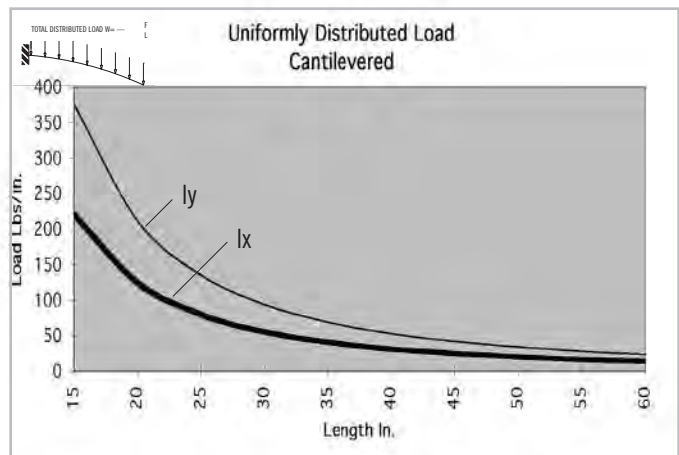
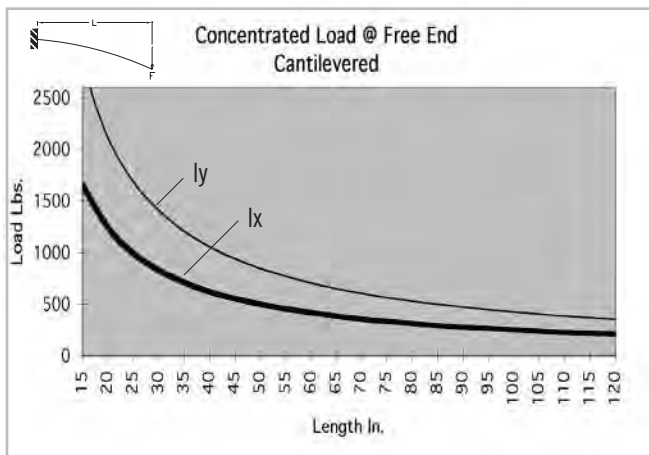
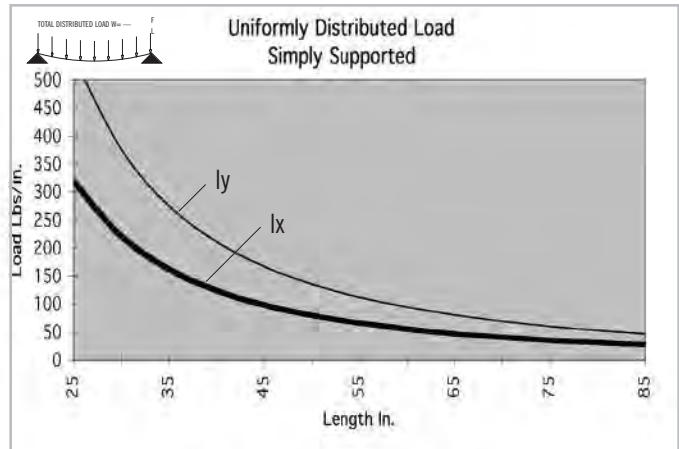
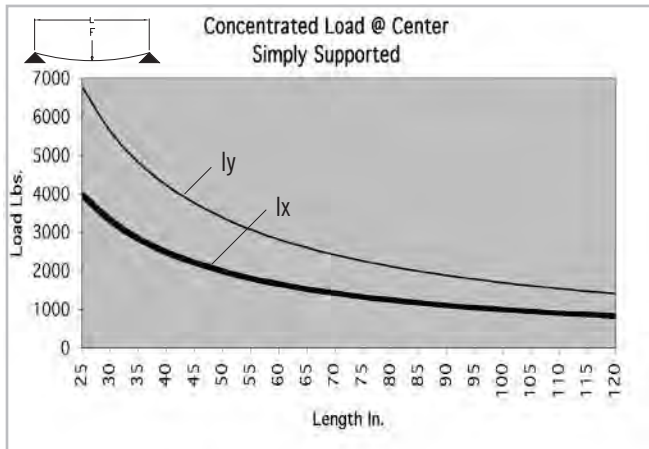
SPECIFICATIONS

Length	240"
Weight	7.198 lbs/ft (10.712 kg/m)
Estimated Area	6.219 in ² (40.123 cm ²)
Moment of Inertia	$I_x=6.4300 \text{ in}^4$ (267.637 cm ⁴)
	$I_y=21.8559 \text{ in}^4$ (909.711 cm ⁴)

MACHINE SERVICES

CTL	660008
Single Access Hole	660028
Single Anchor Fastener	660020

BEAM SELECTION BY LOAD AND LENGTH



* Charts based on allowable loads related to yield strength with a margin of safety equal to five.

» For deflection equations see page 10

CONTENT

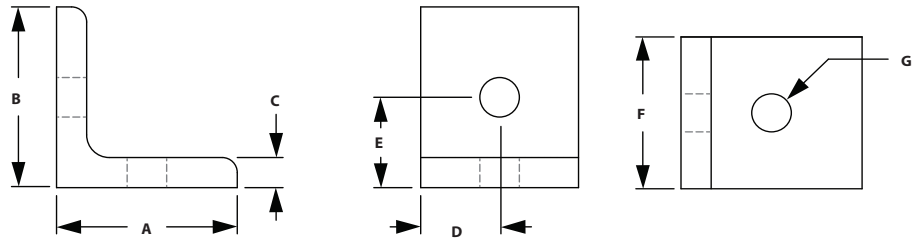

03 TSLOTS Brackets

Corner Brackets & Gussets	58-70
Joining Strips & Plates	71-77
Tee Joining Plates	78-80
Cross Plates	81-82
Angle Joining Plates	83-89
Transition Brackets & Strips	90-94

03 BRACKETS FRACTIONAL

Fractional Brackets

2 HOLE INSIDE CORNER BRACKET

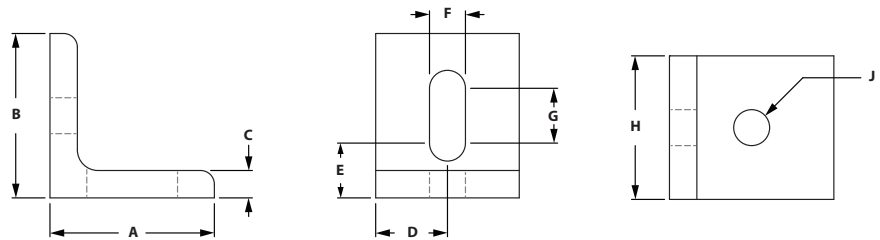


ITEM#	SERIES	A	B	C	D	E	F	G
653047	10	1.000"	1.000"	.125"	.500"	.500"	1.000"	.257"
653056	10	1.000"	1.000"	.188"	.500"	.500"	.875"	.257"
653136	15	1.500"	1.500"	.250"	.750"	.750"	1.300"	.328"

RECOMMENDED FASTENERS

ITEM#	BRACKET	QTY	BOLT	TNUT
651166	653047	2	1/4-20 x 3/8" FBHSCS	Economy
651171	653056	2	1/4-20 x 1/2" BHSCS	Economy
651129	653136	2	5/16-18 x 11/16" FBHSCS	Economy

2 HOLE SLOTTED CORNER BRACKET

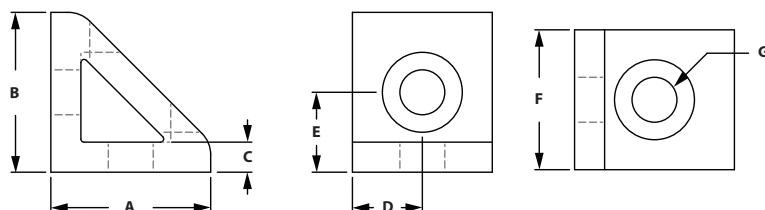



ITEM#	SERIES	A	B	C	D	E	F	G	H	J
653126	10	1.000"	1.000"	.188"	.438"	.500"	.281"	.188"	.875"	.281"
653133	15	1.500"	1.500"	.250"	.655"	.500"	.328"	.500"	1.310"	.328"

RECOMMENDED FASTENERS

ITEM#	SERIES	QTY	BOLT	TNUT
651171	10	2	1/4-20 x 1/2" BHSCS	Economy
651129	15	2	5/16-18 x 11/16" FBHSCS	Economy

2 HOLE INSIDE CORNER GUSSET

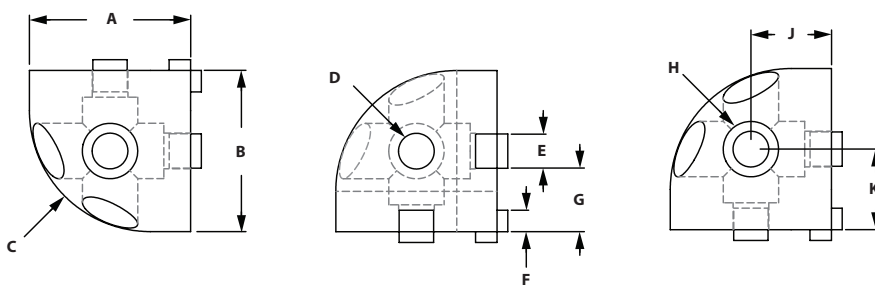


ITEM#	SERIES	A	B	C	D	E	F	G
653069	10	1.000"	1.000"	.188"	.438"	.500"	.875"	.281"
653165	15	1.500"	1.500"	.250"	.655"	.750"	1.310"	.328"

RECOMMENDED FASTENERS

ITEM#	SERIES	QTY	BOLT	TNUT
651171	10	2	1/4-20 x 1/2" BHSCS	Economy
651129	15	2	5/16-18 x 11/16" FBHSCS	Economy

ROUNDED TRI CORNER



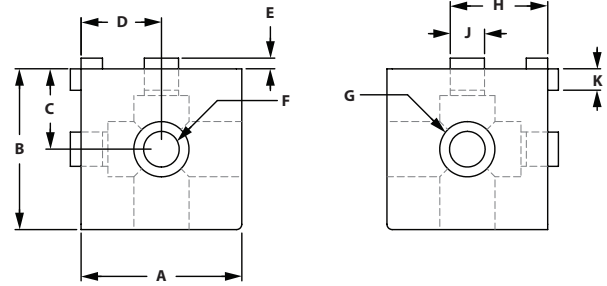
ITEM#	SERIES	A	B	C	D	E	F	G	H	J	K
653034	10	1.000"	1.000"	.750"	.257"	.244"	.117"	.378"	.406"	.500"	.500"
653257	15	1.500"	1.500"	1.125"	.328"	.310"	.200"	.595"	.515"	.750"	.750"

RECOMMENDED FASTENERS

ITEM#	SERIES	QTY	BOLT
651003	10	3	1/4-20 x 1" LHSCS
651004	15	3	5/16-18 x 1" LSHSCS

Fractional Brackets

SQUARE TRI CORNER

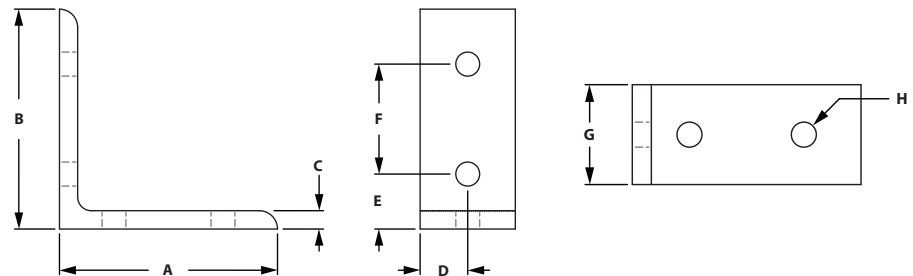


ITEM#	SERIES	A	B	C	D	E	F	G	H	J	K
653035	10	1.000"	1.000"	.500"	.500"	.087"	.257"	.406"	.378"	.244"	.117"
653258	15	1.500"	1.500"	.750"	.750"	.110"	.328"	.515"	.595"	.310"	.200"

RECOMMENDED FASTENERS

ITEM#	SERIES	QTY	BOLT
651003	10	3	1/4-20 x 1" LHSCS
651004	15	3	5/16-18 x 1-1/4" LHSCS

4 HOLE VERTICAL INSIDE CORNER BRACKET

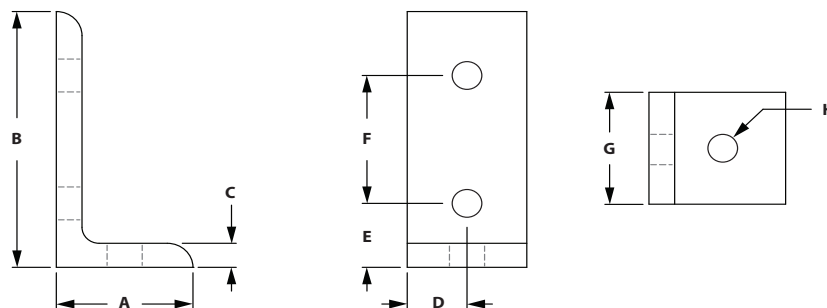


ITEM#	SERIES	A	B	C	D	E	F	G	H
653052	10	2.000"	2.000"	.188"	.438"	.500"	1.000"	.875"	.281"
653045	10	2.500"	2.500"	.188"	.438"	.750"	1.000"	.875"	.257"
653135	15	3.000"	3.000"	.250"	.655"	.750"	1.500"	1.310"	.328"

RECOMMENDED FASTENERS

ITEM#	SERIES	QTY	BOLT	TNUT
651171	10	4	1/4-20 x 1/2" BHSCS	Economy
651129	15	4	5/16-18 x 11/16" FBHSCS	Economy

3 HOLE INSIDE CORNER BRACKET

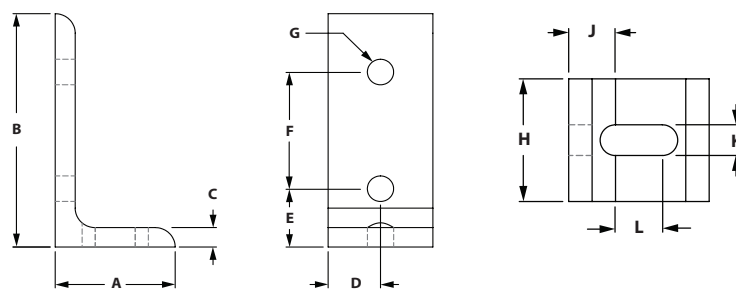


ITEM#	SERIES	A	B	C	D	E	F	G	H
653107	10	1.000"	2.000"	.188"	.438"	.500"	1.000"	.875"	.281"
653204	15	1.500"	3.000"	.250"	.655"	.750"	1.500"	1.310"	.328"

RECOMMENDED FASTENERS

ITEM#	SERIES	QTY	BOLT	TNUT
651171	10	3	1/4-20 x 1/2" BHSCS	Economy
651129	15	3	5/16-18 x 11/16" FBHSCS	Economy

3 HOLE SLOTTED INSIDE CORNER BRACKET



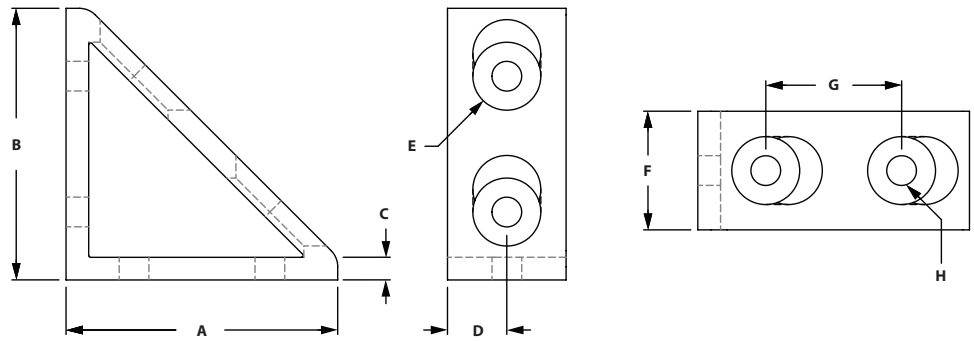

ITEM#	SERIES	A	B	C	D	E	F	G	H	J	K	L
653123	10	1.000"	2.000"	.188"	.438"	.500"	1.000"	.281"	.875"	.500"	.281"	.188"
653128	15	1.500"	3.000"	.250"	.655"	.750"	1.500"	.328"	1.310"	.500"	.328"	.500"

RECOMMENDED FASTENERS

ITEM#	SERIES	QTY	BOLT	TNUT
651171	10	3	1/4-20 x 1/2" BHSCS	Economy
651129	15	3	5/16-18 x 11/16" FBHSCS	Economy

Fractional Brackets

4 HOLE VERTICAL INSIDE CORNER GUSSET

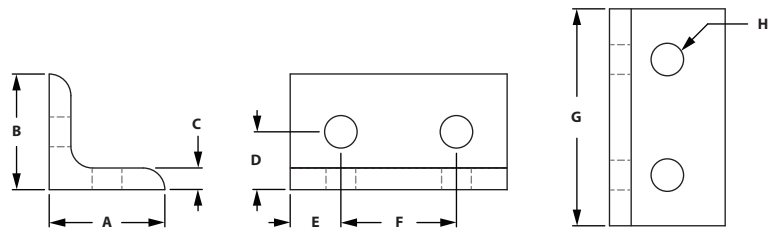


ITEM#	SERIES	A	B	C	D	E	F	G	H
653073	10	2.000"	2.000"	.188"	.438"	.500"	.875"	1.000"	.281"
653169	15	3.000"	3.000"	.250"	.655"	.750"	1.310"	1.500"	.328"

RECOMMENDED FASTENERS

ITEM#	SERIES	QTY	BOLT	TNUT
651171	10	4	1/4-20 x 1/2" BHSCS	Economy
651129	15	4	5/16-18 x 11/16" FBHSCS	Economy

4 HOLE HORIZONTAL INSIDE CORNER BRACKET

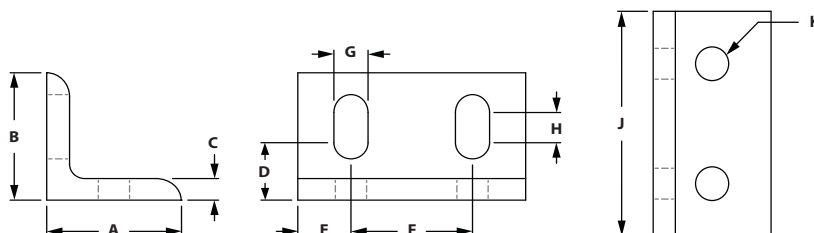


ITEM#	SERIES	A	B	C	D	E	F	G	H
653050	10	1.000"	1.000"	.188"	.500"	.438"	1.000"	1.875"	.281"
653137	15	1.500"	1.500"	.250"	.750"	.655"	1.500"	2.810"	.250"

RECOMMENDED FASTENERS

ITEM#	SERIES	QTY	BOLT	TNUT
651171	10	4	1/4-20 x 1/2" BHSCS	Economy
651129	15	4	5/16-18 x 11/16" FBHSCS	Economy

4 HOLE HORIZONTAL SLOTTED INSIDE CORNER BRACKET

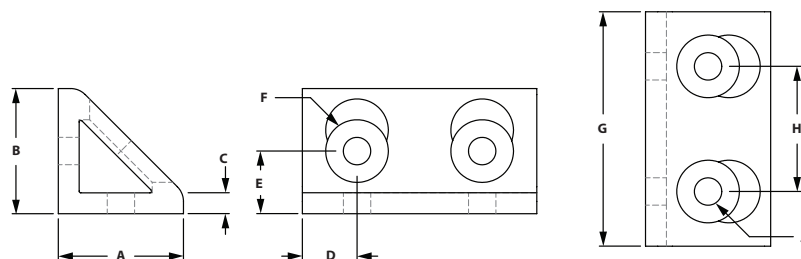


ITEM#	SERIES	A	B	C	D	E	F	G	H	J	K
653125	10	1.000"	1.000"	.188"	.500"	.438"	1.000"	.281"	.188"	1.875"	.281"
653132	15	1.500"	1.500"	.250"	.750"	.655"	1.500"	.328"	.500"	2.810"	.328"

RECOMMENDED FASTENERS

ITEM#	SERIES	QTY	BOLT	TNUT
651171	10	4	1/4-20 x 1/2" BHSCS	Economy
651129	15	4	5/16-18 x 11/16" FBHSCS	Economy

4 HOLE HORIZONTAL INSIDE CORNER GUSSET



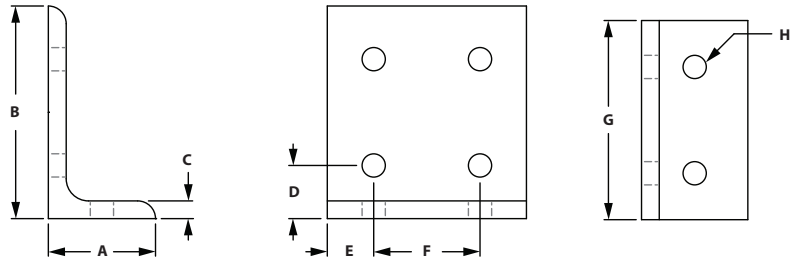
ITEM#	SERIES	A	B	C	D	E	F	G	H	J
653071	10	1.000"	1.000"	.188"	.438"	.500"	.500"	1.875"	1.000"	.281"
653167	15	1.500"	1.500"	.250"	.655"	.750"	.750"	2.810"	1.500"	.328"

RECOMMENDED FASTENERS

ITEM#	SERIES	QTY	BOLT	TNUT
651171	10	4	1/4-20 x 1/2" BHSCS	Economy
651129	15	4	5/16-18 x 11/16" FBHSCS	Economy

Fractional Brackets

6 HOLE INSIDE CORNER BRACKET

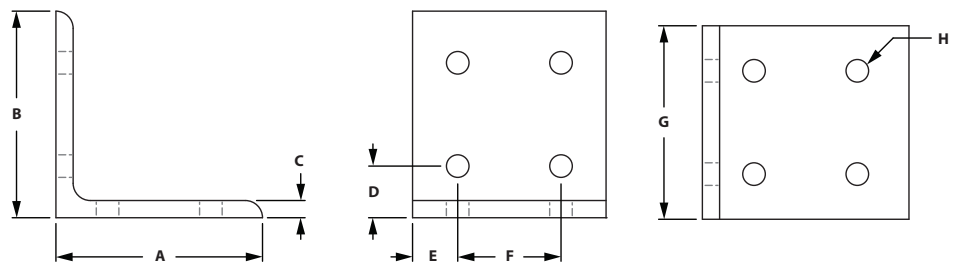


ITEM#	SERIES	A	B	C	D	E	F	G	H
653106	10	1.000"	2.000"	.188"	.500"	.438"	1.000"	1.875"	.281"
653203	15	1.500"	3.000"	.250"	.750"	.655"	1.500"	2.810"	.328"

RECOMMENDED FASTENERS

ITEM#	SERIES	QTY	BOLT	TNUT
651171	10	6	1/4-20 x 1/2" BHSCS	Economy
651129	15	6	5/16-18 x 11/16" FBHSCS	Economy

8 HOLE VERTICAL INSIDE CORNER BRACKET

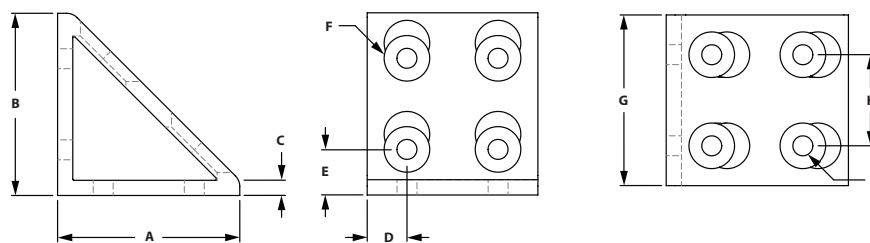


ITEM#	SERIES	A	B	C	D	E	F	G	H
653051	10	2.000"	2.000"	.188"	.500"	.438"	1.000"	1.875"	.281"
653138	15	3.000"	3.000"	.250"	.750"	.655"	1.500"	2.810"	.250"

RECOMMENDED FASTENERS

ITEM#	SERIES	QTY	BOLT	TNUT
651171	10	8	1/4-20 x 1/2" BHSCS	Economy
651129	15	8	5/16-18 x 11/16" FBHSCS	Economy

8 HOLE VERTICAL INSIDE CORNER GUSSET

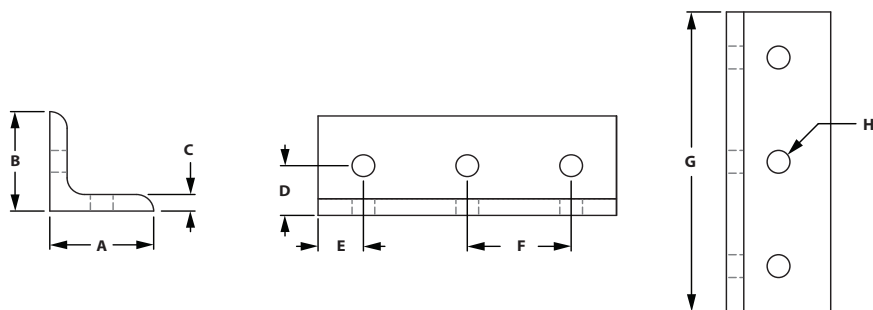


ITEM#	SERIES	A	B	C	D	E	F	G	H	J
653075	10	2.000"	2.000"	.188"	.438"	.500"	.500"	1.875"	1.000"	.281"
653171	15	3.000"	3.000"	.250"	.655"	.750"	.750"	2.810"	1.500"	.328"

RECOMMENDED FASTENERS

ITEM#	SERIES	QTY	BOLT	TNUT
651171	10	8	1/4-20 x 1/2" BHSCS	Economy
651129	15	8	5/16-18 x 11/16" FBHSCS	Economy

6 HOLE HORIZONTAL INSIDE CORNER BRACKET



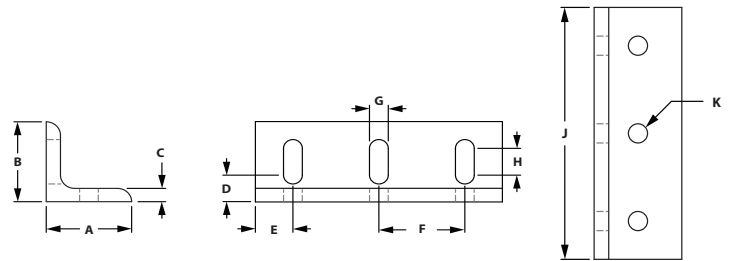
ITEM#	SERIES	A	B	C	D	E	F	G	H
653014	10	1.000"	1.000"	.188"	.500"	.438"	1.000"	2.880"	.281"
653237	15	1.500"	1.500"	.250"	.750"	.655"	1.500"	4.310"	.328"

RECOMMENDED FASTENERS

ITEM#	SERIES	QTY	BOLT	TNUT
651171	10	6	1/4-20 x 1/2" BHSCS	Economy
651129	15	6	5/16-18 x 11/16" FBHSCS	Economy

Fractional Brackets

6 HOLE HORIZONTAL SLOTTED INSIDE CORNER BRACKET

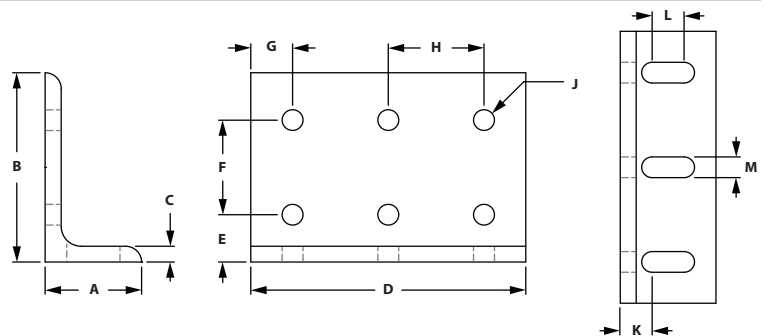


ITEM#	SERIES	A	B	C	D	E	F	G	H	J	K
653127	10	1.000"	1.000"	.188"	.500"	.438"	1.000"	.281"	.188"	2.875"	.281"
653134	15	1.500"	1.500"	.250"	.750"	.655"	1.500"	.328"	.500"	4.310"	.328"

RECOMMENDED FASTENERS

ITEM#	SERIES	QTY	BOLT	TNUT
651171	10	6	1/4-20 x 1/2" BHSCS	Economy
651129	15	6	5/16-18 x 11/16" FBHSCS	Economy

9 HOLE SLOTTED CORNER BRACKET

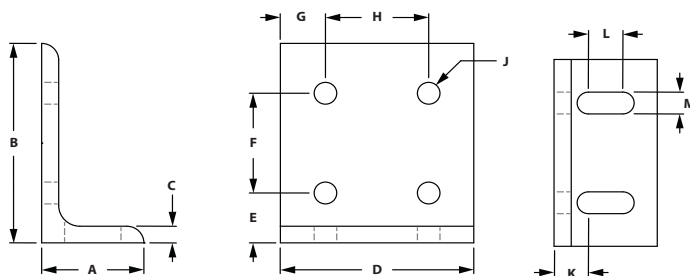


ITEM#	SERIES	A	B	C	D	E	F	G	H	J	K	L	M
653124	10	1.000"	2.000"	.188"	2.875"	.500"	1.000"	.438"	1.000"	.281"	.500"	.188"	.281"
653129	15	1.500"	3.000"	.250"	4.310"	.750"	1.500"	.655"	1.500"	.328"	.750"	.500"	.328"

RECOMMENDED FASTENERS

ITEM#	SERIES	QTY	BOLT	TNUT
651171	10	9	1/4-20 x 1/2" BHSCS	Economy
651129	15	9	5/16-18 x 11/16" FBHSCS	Economy

6 HOLE VERTICAL SLOTTED INSIDE CORNER BRACKET

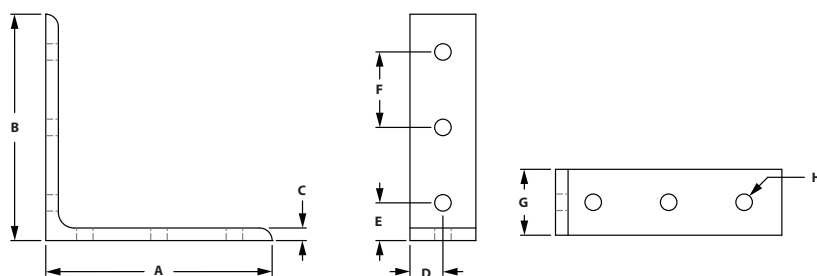


ITEM#	SERIES	A	B	C	D	E	F	G	H	J	K	L	M
653131	10	1.000"	2.000"	.188"	1.875"	.500"	1.000"	.438"	1.000"	.281"	.500"	.188"	.281"
653130	15	1.500"	3.000"	.250"	2.810"	.750"	1.500"	.655"	1.500"	.328"	.750"	.500"	.328"

RECOMMENDED FASTENERS

ITEM#	SERIES	QTY	BOLT	TNUT
651171	10	6	1/4-20 x 1/2" BHSCS	Economy
651129	15	6	5/16-18 x 11/16" FBHSCS	Economy

6 HOLE VERTICAL INSIDE CORNER BRACKET



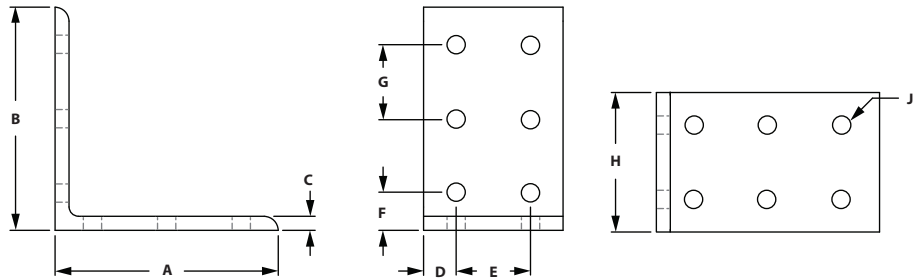
ITEM#	SERIES	A	B	C	D	E	F	G	H
653012	10	3.000"	3.000"	.188"	.438"	.500"	1.000"	.875"	.281"
653235	15	4.500"	4.500"	.250"	.655"	.750"	1.500"	1.310"	.328"

RECOMMENDED FASTENERS

ITEM#	SERIES	QTY	BOLT	TNUT
651171	10	6	1/4-20 x 1/2" BHSCS	Economy
651129	15	6	5/16-18 x 11/16" FBHSCS	Economy

Fractional Brackets

12 HOLE VERTICAL INSIDE CORNER BRACKET

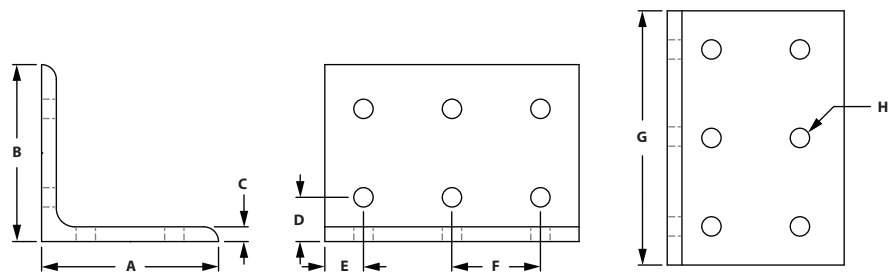


ITEM#	SERIES	A	B	C	D	E	F	G	H	J
653013	10	3.000"	3.000"	.188"	.438"	1.000"	.500"	1.000"	1.875"	.281"
653236	15	4.500"	4.500"	.250"	.655"	1.500"	.750"	1.500"	2.812"	.328"

RECOMMENDED FASTENERS

ITEM#	SERIES	QTY	BOLT	TNUT
651171	10	12	1/4-20 x 1/2" BHSCS	Economy
651129	15	12	5/16-18 x 11/16" FBHSCS	Economy

12 HOLE HORIZONTAL INSIDE CORNER BRACKET

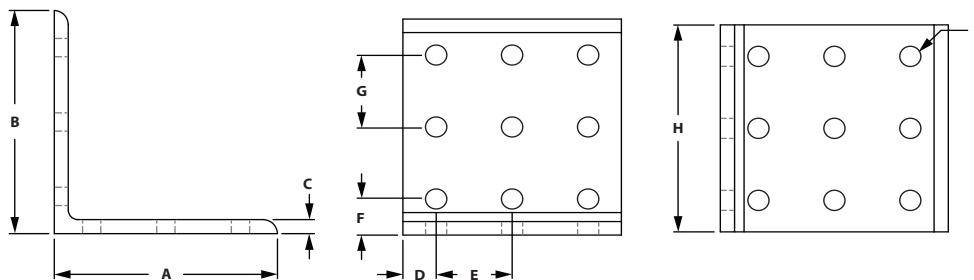


ITEM#	SERIES	A	B	C	D	E	F	G	H
653015	10	2.000"	2.000"	.188"	.500"	.438"	1.000"	2.875"	.281"
653238	15	3.000"	3.000"	.250"	.750"	.655"	1.500"	4.310"	.328"

RECOMMENDED FASTENERS

ITEM#	SERIES	QTY	BOLT	TNUT
651171	10	12	1/4-20 x 1/2" BHSCS	Economy
651129	15	12	5/16-18 x 11/16" FBHSCS	Economy

18 HOLE INSIDE CORNER BRACKET

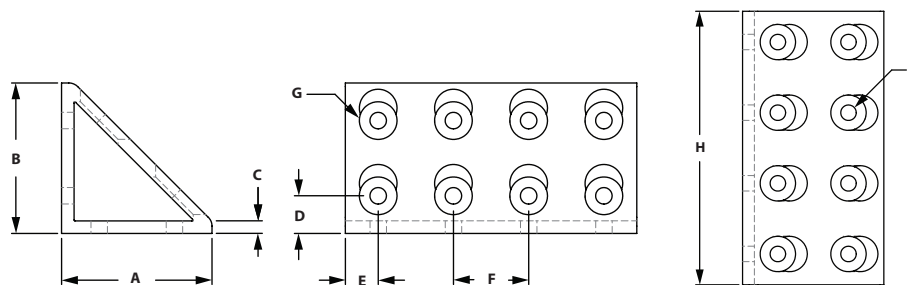


ITEM#	SERIES	A	B	C	D	E	F	G	H	J
653016	10	3.000"	3.000"	.188"	.438"	1.000"	.500"	1.000"	1.875"	.281"
653239	15	4.500"	4.500"	.250"	.655"	1.500"	.750"	1.500"	2.812"	.328"

RECOMMENDED FASTENERS

ITEM#	SERIES	QTY	BOLT	TNUT
651171	10	18	1/4-20 x 1/2" BHSCS	Economy
651129	15	18	5/16-18 x 11/16" FBHSCS	Economy

16 HOLE INSIDE CORNER GUSSET



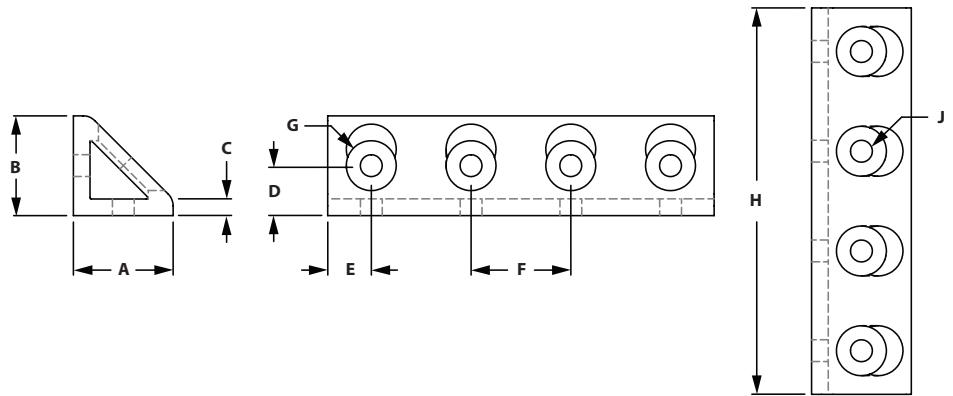
ITEM#	SERIES	A	B	C	D	E	F	G	H	J
653292	15	3.000"	3.000"	.250"	.750"	.655"	1.500"	.750"	5.810"	.328"

RECOMMENDED FASTENERS

ITEM#	SERIES	QTY	BOLT	TNUT
651129	15	16	5/16-18 x 11/16" FBHSCS	Economy

Fractional Brackets

8 HOLE HORIZONTAL INSIDE CORNER GUSSET

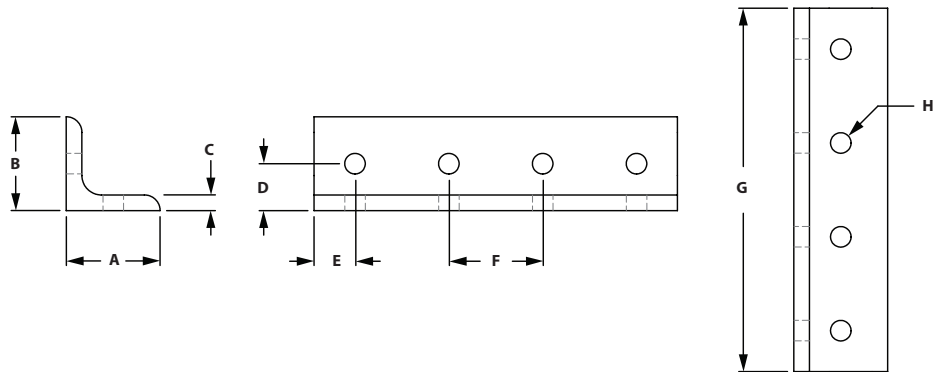


ITEM#	SERIES	A	B	C	D	E	F	G	H	J
653293	15	1.500"	1.500"	.250"	.750"	.655"	1.500"	.750"	5.810"	.328"

RECOMMENDED FASTENERS

ITEM#	SERIES	QTY	BOLT	TNUT
651129	15	8	5/16-18 x 11/16" FBHSCS	Economy

8 HOLE HORIZONTAL INSIDE CORNER BRACKET

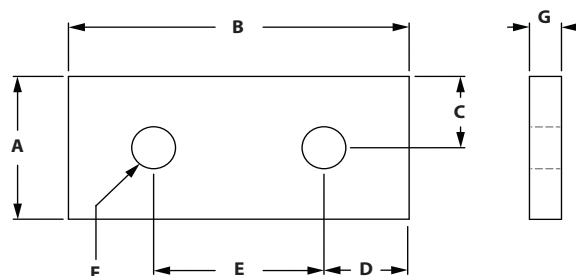


ITEM#	SERIES	A	B	C	D	E	F	G	H
653294	15	1.500"	1.500"	.250"	.750"	.655"	1.500"	5.810"	.328"

RECOMMENDED FASTENERS

ITEM#	SERIES	QTY	BOLT	TNUT
651129	15	8	5/16-18 x 11/16" FBHSCS	Economy

2 HOLE JOINING STRIP

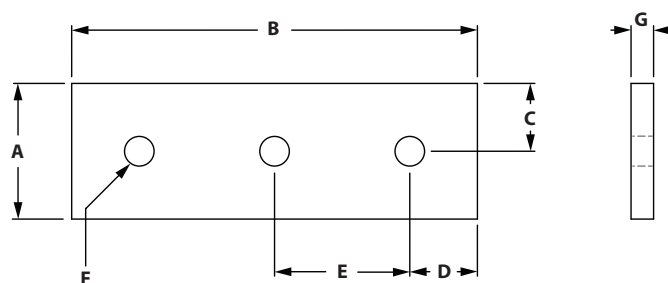


ITEM#	SERIES	A	B	C	D	E	F	G
653046	10	.875"	2.000"	.438"	.500"	1.000"	.257"	.188"
653141	15	1.500"	3.000"	.750"	.750"	1.500"	.328"	.250"

RECOMMENDED FASTENERS

ITEM#	SERIES	QTY	BOLT	TNUT
651171	10	2	1/4-20 x 1/2" BHSCS	Economy
651129	15	2	5/16-18 x 11/16" FBHSCS	Economy

3 HOLE JOINING STRIP



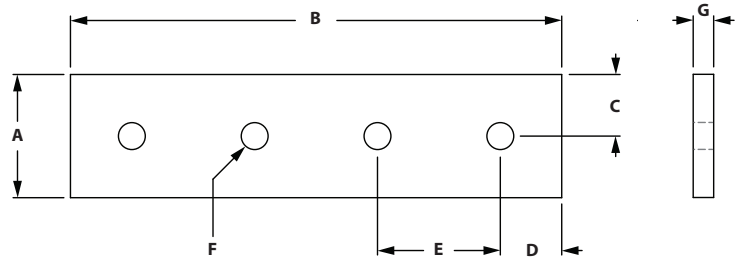
ITEM#	SERIES	A	B	C	D	E	F	G
653055	10	.875"	3.000"	.438"	.500"	1.000"	.257"	.188"
653140	15	1.500"	4.500"	.750"	.750"	1.500"	.328"	.250"

RECOMMENDED FASTENERS

ITEM#	SERIES	QTY	BOLT	TNUT
651171	10	3	1/4-20 x 1/2" BHSCS	Economy
651129	15	3	5/16-18 x 11/16" FBHSCS	Economy

Fractional Brackets

4 HOLE JOINING STRIP

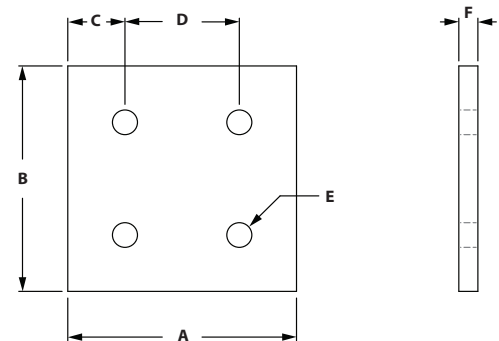


ITEM#	SERIES	A	B	C	D	E	F	G
653054	10	.875"	3.500"	.438"	.500"	1.000"	.257"	.188"
653139	15	1.500"	6.000"	.750"	.750"	1.500"	.328"	.250"

RECOMMENDED FASTENERS

ITEM#	SERIES	QTY	BOLT	TNUT
651171	10	4	1/4-20 x 1/2" BHSCS	Economy
651129	15	4	5/16-18 x 11/16" FBHSCS	Economy

4 HOLE JOINING PLATE

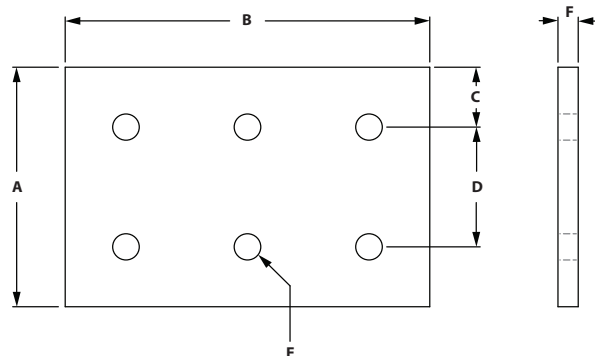


ITEM#	SERIES	A	B	C	D	E	F
653100	10	2.000"	2.000"	.500"	1.000"	.257"	.188"
653199	15	3.000"	3.000"	.750"	1.500"	.328"	.250"

RECOMMENDED FASTENERS

ITEM#	SERIES	QTY	BOLT	TNUT
651171	10	4	1/4-20 x 1/2" BHSCS	Economy
651129	15	4	5/16-18 x 11/16" FBHSCS	Economy

6 HOLE JOINING PLATE

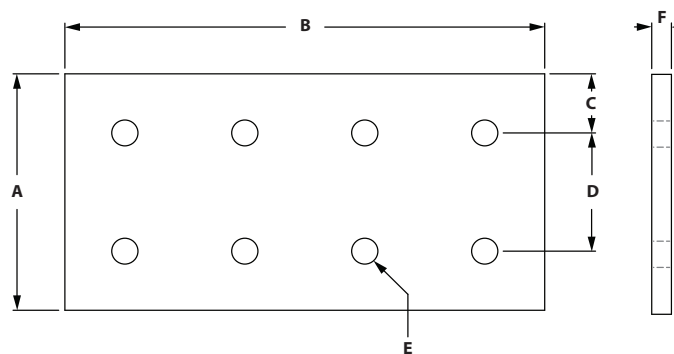


ITEM#	SERIES	A	B	C	D	E	F
653099	10	2.000"	3.000"	.500"	1.000"	.257"	.188"
653198	15	3.000"	4.500"	.750"	1.500"	.328"	.250"

RECOMMENDED FASTENERS

ITEM#	SERIES	QTY	BOLT	TNUT
651171	10	6	1/4-20 x 1/2" BHSCS	Economy
651129	15	6	5/16-18 x 11/16" FBHSCS	Economy

8 HOLE JOINING PLATE



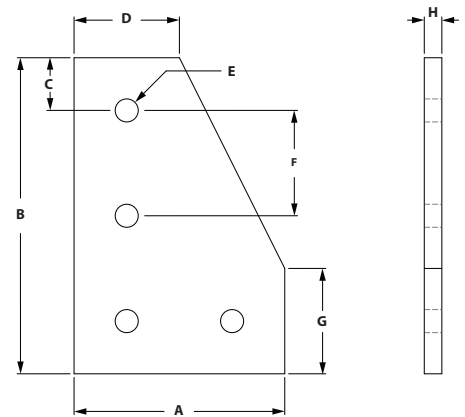
ITEM#	SERIES	A	B	C	D	E	F
653098	10	2.000"	4.000"	.500"	1.000"	.257"	.188"
653197	15	3.000"	6.000"	.750"	1.500"	.328"	.250"

RECOMMENDED FASTENERS

ITEM#	SERIES	QTY	BOLT	TNUT
651171	10	8	1/4-20 x 1/2" BHSCS	Economy
651129	15	8	5/16-18 x 11/16" FBHSCS	Economy

Fractional Brackets

4 Hole 90° Joining Plate

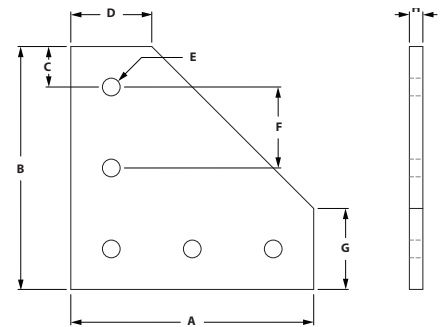


ITEM#	SERIES	A	B	C	D	E	F	G	H
653084	10	2.000"	3.000"	.500"	1.000"	.257"	1.000"	1.000"	.188"
653182	15	3.000"	4.500"	.750"	1.500"	.328"	1.500"	1.500"	.250"

RECOMMENDED FASTENERS

ITEM#	SERIES	QTY	BOLT	TNUT
651171	10	4	1/4-20 x 1/2" BHSCS	Economy
651129	15	4	5/16-18 x 11/16" FBHSCS	Economy

5 Hole 90° Joining Plate

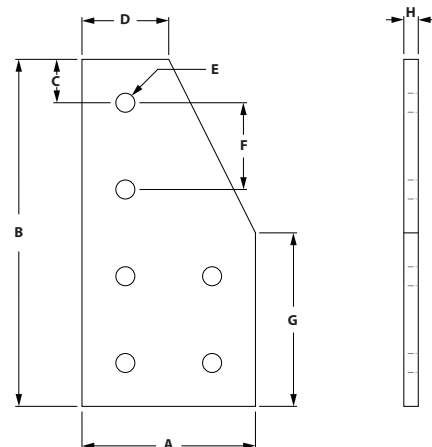


ITEM#	SERIES	A	B	C	D	E	F	G	H
653085	10	3.000"	3.000"	.500"	1.000"	.257"	1.000"	1.000"	.188"
653183	15	4.500"	4.500"	.750"	1.500"	.328"	1.500"	1.500"	.250"

RECOMMENDED FASTENERS

ITEM#	SERIES	QTY	BOLT	TNUT
651171	10	5	1/4-20 x 1/2" BHSCS	Economy
651129	15	5	5/16-18 x 11/16" FBHSCS	Economy

6 Hole 90° Joining Plate

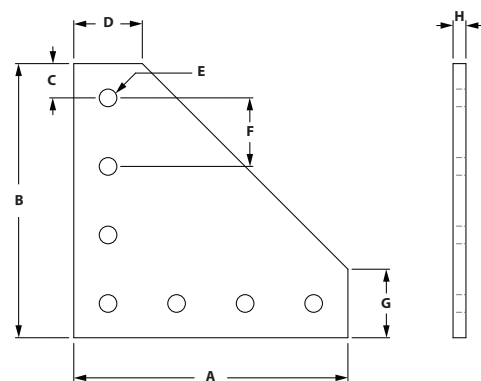


ITEM#	SERIES	A	B	C	D	E	F	G	H
653057	10	2.000"	4.000"	.500"	1.000"	.257"	1.000"	2.000"	.188"
653153	15	3.000"	6.000"	.750"	1.500"	.328"	1.500"	3.000"	.250"

RECOMMENDED FASTENERS

ITEM#	SERIES	QTY	BOLT	TNUT
651171	10	6	1/4-20 x 1/2" BHSCS	Economy
651129	15	6	5/16-18 x 11/16" FBHSCS	Economy

7 Hole 90° Joining Plate



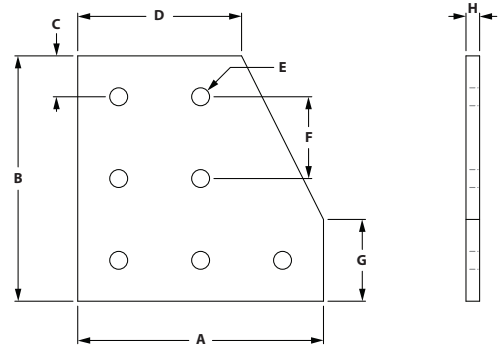
ITEM#	SERIES	A	B	C	D	E	F	G	H
653086	10	4.000"	4.000"	.500"	1.000"	.257"	1.000"	1.000"	.188"
653184	15	6.000"	6.000"	.750"	1.500"	.328"	1.500"	1.500"	.250"

RECOMMENDED FASTENERS

ITEM#	SERIES	QTY	BOLT	TNUT
651171	10	7	1/4-20 x 1/2" BHSCS	Economy
651129	15	7	5/16-18 x 11/16" FBHSCS	Economy

Fractional Brackets

7 HOLE 90° JOINING PLATE

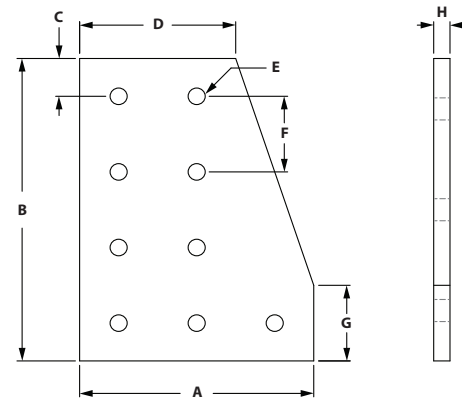


ITEM#	SERIES	A	B	C	D	E	F	G	H
653066	10	3.000"	3.000"	.500"	2.000"	.257"	1.000"	1.000"	.188"
653162	15	4.500"	4.500"	.750"	3.000"	.328"	1.500"	1.500"	.250"

RECOMMENDED FASTENERS

ITEM#	SERIES	QTY	BOLT	TNUT
651171	10	7	1/4-20 x 1/2" BHSCS	Economy
651129	15	7	5/16-18 x 11/16" FBHSCS	Economy

9 HOLE 90° JOINING PLATE

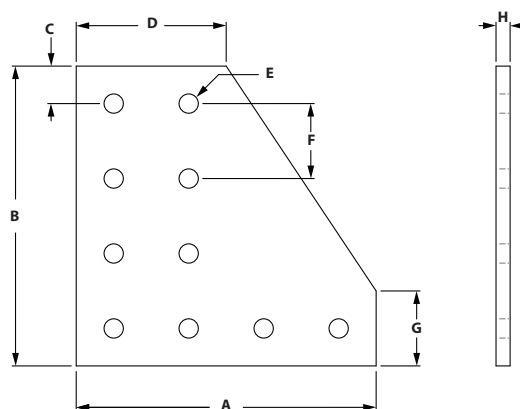


ITEM#	SERIES	A	B	C	D	E	F	G	H
653159	15	4.500"	6.000"	.750"	3.000"	.328"	1.500"	1.500"	.250"

RECOMMENDED FASTENERS

ITEM#	SERIES	QTY	BOLT	TNUT
651129	15	9	5/16-18 x 11/16" FBHSCS	Economy

10 HOLE 90° JOINING PLATE

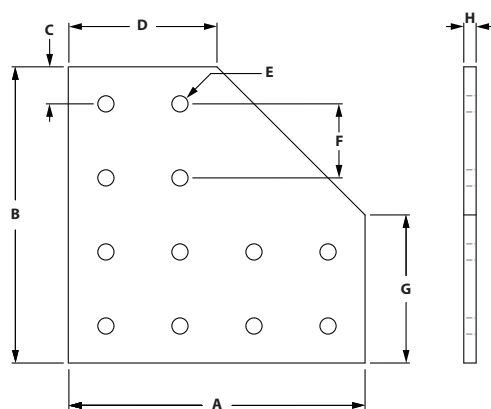


ITEM#	SERIES	A	B	C	D	E	F	G	H
653064	10	4.000"	4.000"	.500"	2.000"	.257"	1.000"	1.000"	.188"
653160	15	6.000"	6.000"	.750"	3.000"	.328"	1.500"	1.500"	.250"

RECOMMENDED FASTENERS

ITEM#	SERIES	QTY	BOLT	TNUT
651171	10	10	1/4-20 x 1/2" BHSCS	Economy
651129	15	10	5/16-18 x 11/16" FBHSCS	Economy

12 HOLE 90° JOINING PLATE



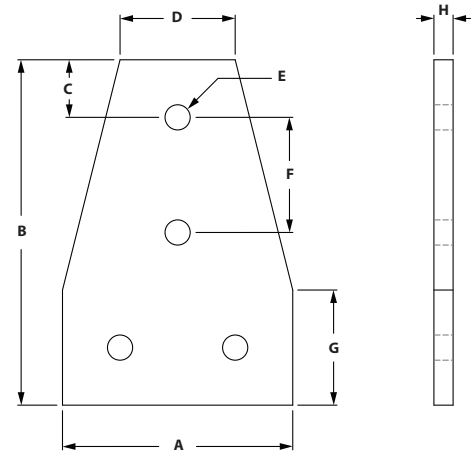
ITEM#	SERIES	A	B	C	D	E	F	G	H
653065	10	4.000"	4.000"	.500"	2.000"	.257"	1.000"	2.000"	.188"
653161	15	6.000"	6.000"	.750"	3.000"	.328"	1.500"	3.000"	.250"

RECOMMENDED FASTENERS

ITEM#	SERIES	QTY	BOLT	TNUT
651171	10	12	1/4-20 x 1/2" BHSCS	Economy
651129	15	12	5/16-18 x 11/16" FBHSCS	Economy

Fractional Brackets

4 HOLE TEE JOINING PLATE

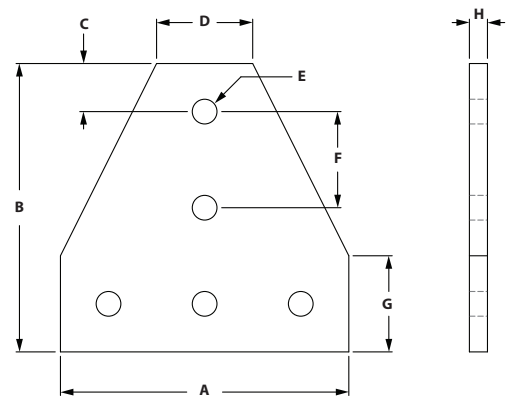


ITEM#	SERIES	A	B	C	D	E	F	G	H
653078	10	2.000"	2.500"	.500"	1.000"	.257"	1.000"	1.000"	.188"
653174	15	3.000"	4.500"	.750"	1.500"	.328"	1.500"	1.500"	.250"

RECOMMENDED FASTENERS

ITEM#	SERIES	QTY	BOLT	TNUT
651171	10	4	1/4-20 x 1/2" BHSCS	Economy
651129	15	4	5/16-18 x 11/16" FBHSCS	Economy

5 HOLE TEE JOINING PLATE

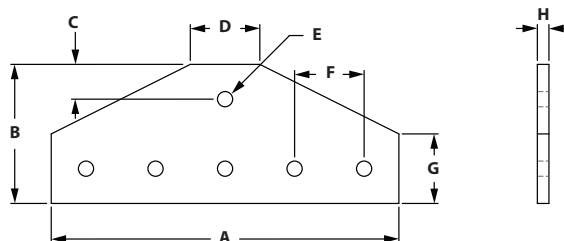


ITEM#	SERIES	A	B	C	D	E	F	G	H
653077	10	3.000"	3.000"	.500"	1.000"	.257"	1.000"	1.000"	.188"
653173	15	4.500"	4.500"	.750"	1.500"	.328"	1.500"	1.500"	.250"

RECOMMENDED FASTENERS

ITEM#	SERIES	QTY	BOLT	TNUT
651171	10	5	1/4-20 x 1/2" BHSCS	Economy
651129	15	5	5/16-18 x 11/16" FBHSCS	Economy

6 HOLE TEE JOINING PLATE

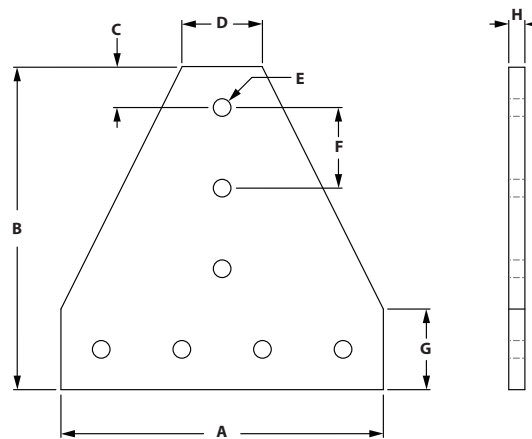



ITEM#	SERIES	A	B	C	D	E	F	G	H
653144	15	7.500"	3.000"	.750"	1.500"	.328"	1.500"	1.500"	.250"

RECOMMENDED FASTENERS

ITEM#	SERIES	QTY	BOLT	TNUT
651129	15	6	5/16-18 x 11/16" FBHSCS	Economy

7 HOLE TEE JOINING PLATE



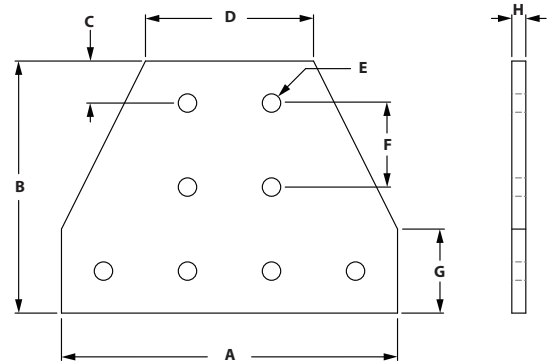
ITEM#	SERIES	A	B	C	D	E	F	G	H
653049	10	4.000"	4.000"	.500"	1.000"	.257"	1.000"	1.000"	.188"
653146	15	6.000"	6.000"	.750"	1.500"	.328"	1.500"	1.500"	.250"

RECOMMENDED FASTENERS

ITEM#	SERIES	QTY	BOLT	TNUT
651171	10	7	1/4-20 x 1/2" BHSCS	Economy
651129	15	7	5/16-18 x 11/16" FBHSCS	Economy

Fractional Brackets

8 HOLE TEE JOINING PLATE

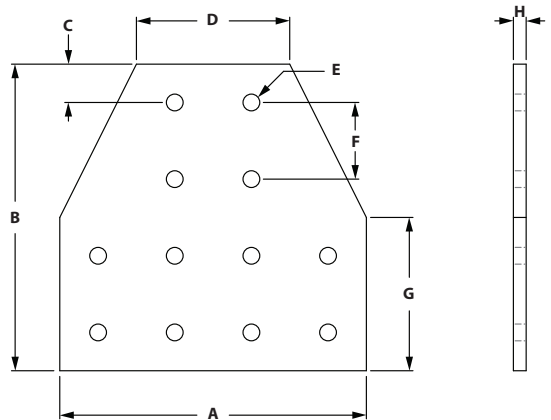



ITEM#	SERIES	A	B	C	D	E	F	G	H
653089	10	4.000"	3.000"	.500"	2.000"	.257"	1.000"	1.000"	.188"
653187	15	6.000"	4.500"	.750"	3.000"	.328"	1.500"	1.500"	.250"

RECOMMENDED FASTENERS

ITEM#	SERIES	QTY	BOLT	TNUT
651171	10	8	1/4-20 x 1/2" BHSCS	Economy
651129	15	8	5/16-18 x 11/16" FBHSCS	Economy

12 HOLE TEE JOINING PLATE

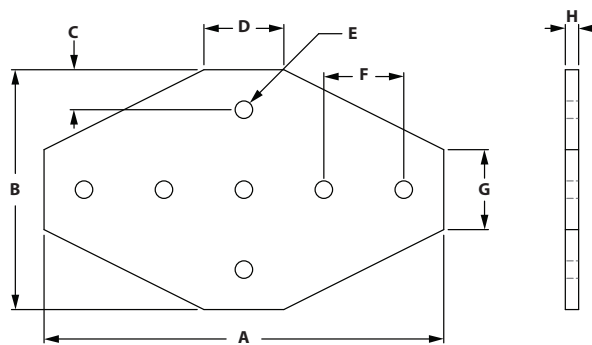


ITEM#	SERIES	A	B	C	D	E	F	G	H
653062	10	4.000"	4.000"	.500"	2.000"	.257"	1.000"	2.000"	.188"
653158	15	6.000"	6.000"	.750"	3.000"	.328"	1.500"	3.000"	.250"

RECOMMENDED FASTENERS

ITEM#	SERIES	QTY	BOLT	TNUT
651171	10	12	1/4-20 x 1/2" BHSCS	Economy
651129	15	12	5/16-18 x 11/16" FBHSCS	Economy

7 HOLE CROSS PLATE

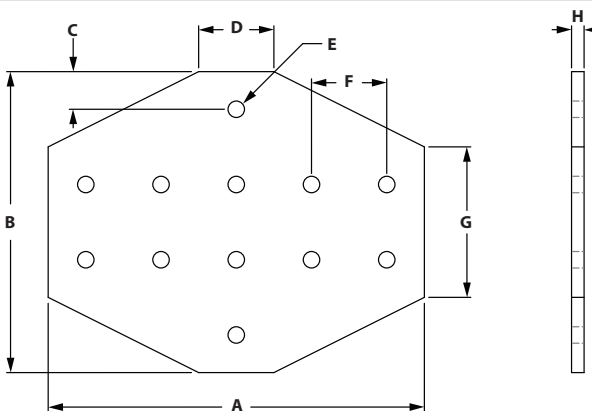



ITEM#	SERIES	A	B	C	D	E	F	G	H
653072	10	4.500"	3.000"	.500"	1.000"	.257"	1.000"	1.000"	.188"
653168	15	7.500"	4.500"	.750"	1.500"	.328"	1.500"	1.500"	.250"

RECOMMENDED FASTENERS

ITEM#	SERIES	QTY	BOLT	TNUT
651171	10	7	1/4-20 x 1/2" BHSCS	Economy
651129	15	7	5/16-18 x 11/16" FBHSCS	Economy

12 HOLE CROSS PLATE



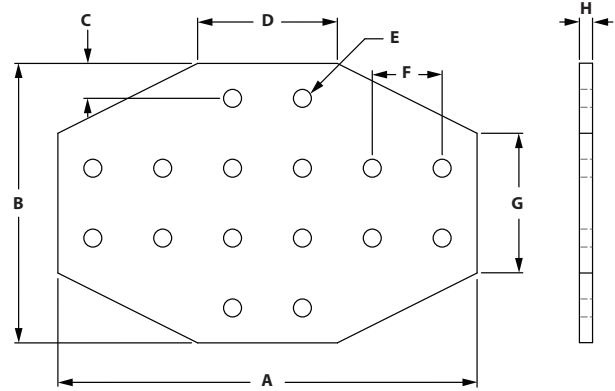

ITEM#	SERIES	A	B	C	D	E	F	G	H
653094	10	5.000"	4.000"	.500"	1.000"	.257"	1.000"	2.000"	.188"
653192	15	7.500"	6.000"	.750"	1.500"	.328"	1.500"	3.000"	.250"

RECOMMENDED FASTENERS

ITEM#	SERIES	QTY	BOLT	TNUT
651171	10	12	1/4-20 x 1/2" BHSCS	Economy
651129	15	12	5/16-18 x 11/16" FBHSCS	Economy

Fractional Brackets

16 HOLE CROSS PLATE

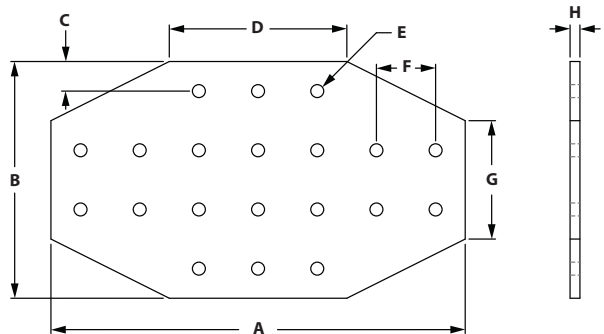



ITEM#	SERIES	A	B	C	D	E	F	G	H
653103	10	6.000"	4.000"	.500"	2.000"	.257"	1.000"	2.000"	.188"
653200	15	9.000"	6.000"	.750"	3.000"	.328"	1.500"	3.000"	.250"

RECOMMENDED FASTENERS

ITEM#	SERIES	QTY	BOLT	TNUT
651171	10	16	1/4-20 x 1/2" BHSCS	Economy
651129	15	16	5/16-18 x 11/16" FBHSCS	Economy

20 HOLE CROSS PLATE

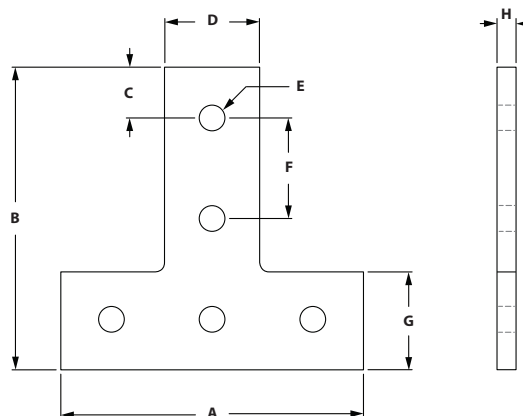


ITEM#	SERIES	A	B	C	D	E	F	G	H
653243	15	10.500"	6.000"	.750"	4.500"	.328"	1.500"	3.000"	.250"

RECOMMENDED FASTENERS

ITEM#	SERIES	QTY	BOLT	TNUT
651129	15	20	5/16-18 x 11/16" FBHSCS	Economy

5 HOLE "T" CUT OUT

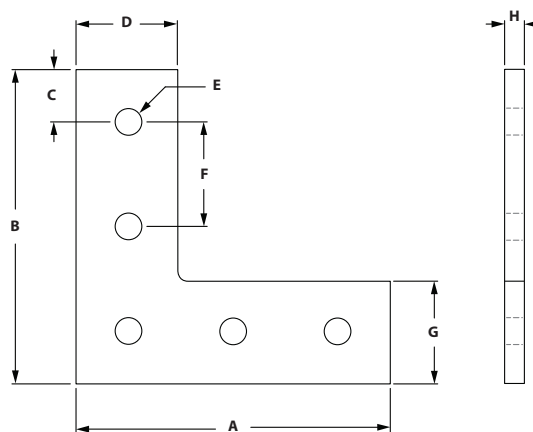


ITEM#	SERIES	A	B	C	D	E	F	G	H
658829	15	4.500"	4.500"	.750"	1.426"	.328"	1.500"	1.463"	.250"

RECOMMENDED FASTENERS

ITEM#	SERIES	QTY	BOLT	TNUT
651129	15	12	5/16-18 x 11/16" FBHSCS	Economy

5 HOLE "L" CUT OUT



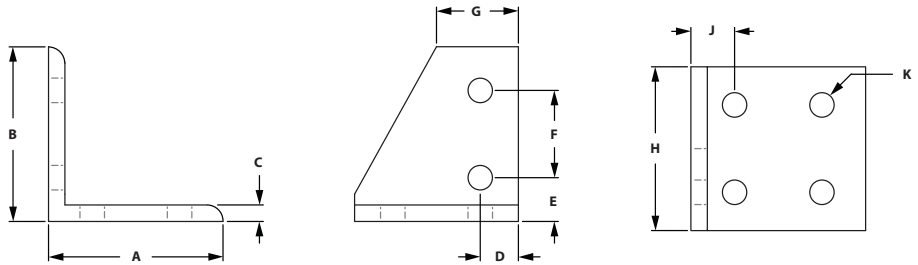
ITEM#	SERIES	A	B	C	D	E	F	G	H
658213	10	3.000"	3.000"	.500"	.971"	.257"	1.000"	.971"	.188"
658136	15	4.500"	4.500"	.750"	1.460"	.328"	1.500"	1.460"	.250"

RECOMMENDED FASTENERS

ITEM#	SERIES	QTY	BOLT	TNUT
651171	10	5	1/4-20 x 1/2" BHSCS	Economy
651129	15	5	5/16-18 x 11/16" FBHSCS	Economy

Fractional Brackets

6 HOLE RIGHT HAND INSIDE CORNER BRACKET

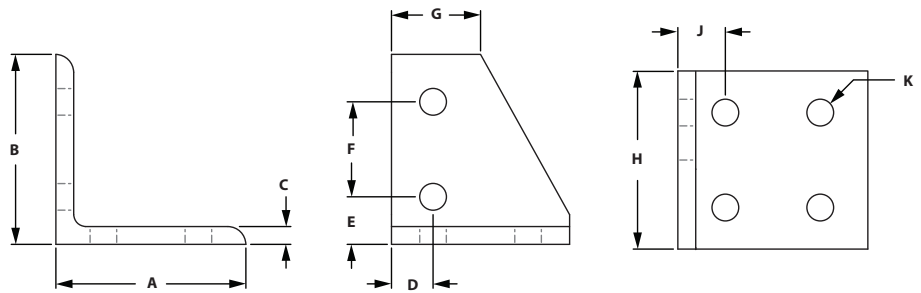



ITEM#	SERIES	A	B	C	D	E	F	G	H	J	K
653142	15	3.000"	3.000"	.250"	.655"	.750"	1.500"	1.310"	2.810"	.750"	.328"

RECOMMENDED FASTENERS

ITEM#	SERIES	QTY	BOLT	TNUT
651129	15	6	5/16-18 x 11/16" FBHSCS	Economy

6 HOLE LEFT HAND INSIDE CORNER BRACKET

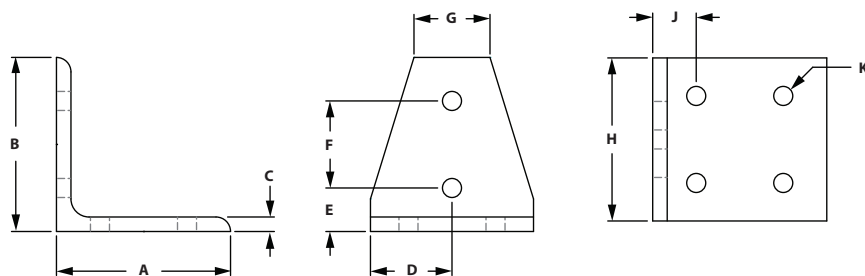



ITEM#	SERIES	A	B	C	D	E	F	G	H	J	K
653143	15	3.000"	3.000"	.250"	.655"	.750"	1.500"	1.310"	2.810"	.750"	.328"

RECOMMENDED FASTENERS

ITEM#	SERIES	QTY	BOLT	TNUT
651129	15	6	5/16-18 x 11/16" FBHSCS	Economy

6 HOLE CENTER INSIDE CORNER BRACKET

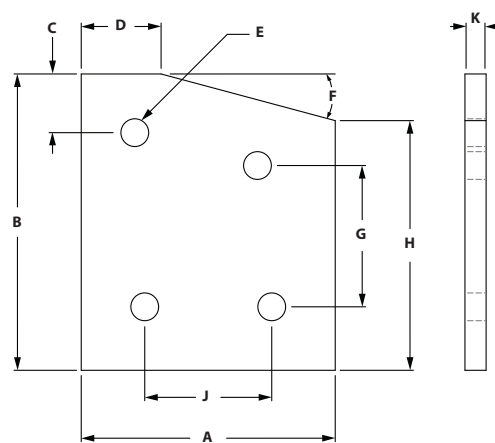


ITEM#	SERIES	A	B	C	D	E	F	G	H	J	K
653145	15	3.000"	3.000"	.250"	1.405"	.750"	1.500"	1.310"	2.810"	.750"	.328"

RECOMMENDED FASTENERS

ITEM#	SERIES	QTY	BOLT	TNUT
651129	15	6	5/16-18 x 11/16" FBHSCS	Economy

4 HOLE 15° ANGLE JOINING PLATE



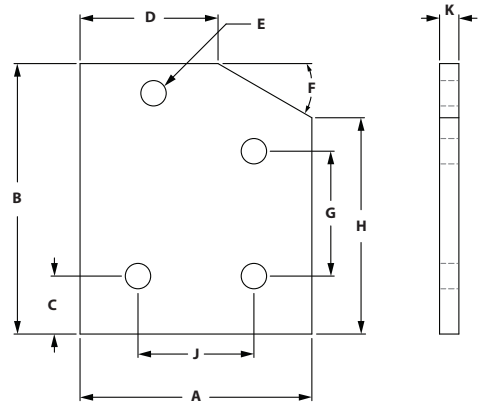
ITEM#	SERIES	A	B	C	D	E	F	G	H	J	K
653149	15	3.000"	3.500"	.750"	.943"	.328"	15°	1.669"	2.949"	1.500"	.250"

RECOMMENDED FASTENERS

ITEM#	SERIES	QTY	BOLT	TNUT
651129	15	4	5/16-18 x 11/16" FBHSCS	Economy

Fractional Brackets

4 HOLE 30° ANGLE JOINING PLATE

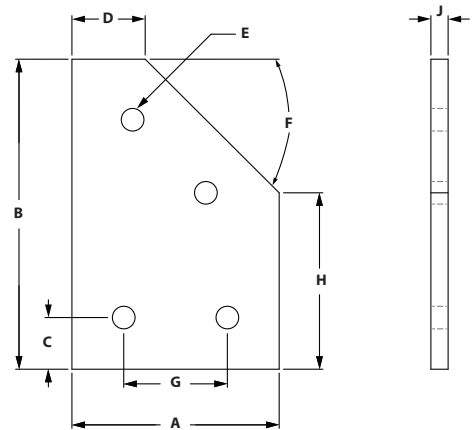


ITEM#	SERIES	A	B	C	D	E	F	G	H	J	K
653164	15	3.000"	3.500"	.750"	1.786"	.328"	30°	1.616"	2.799"	1.500"	.250"

RECOMMENDED FASTENERS

ITEM#	SERIES	QTY	BOLT	TNUT
651129	15	4	5/16-18 x 11/16" FBHSCS	Economy

4 HOLE 45° ANGLE JOINING PLATE

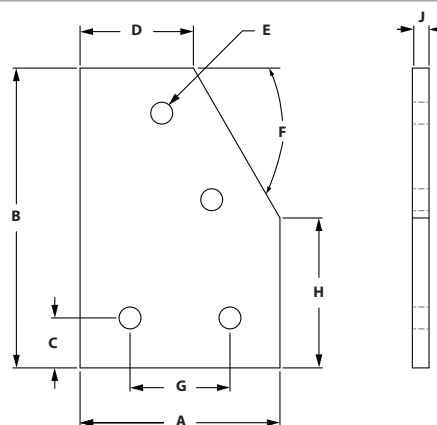


ITEM#	SERIES	A	B	C	D	E	F	G	H	J
653178	15	3.000"	4.500"	.750"	1.061"	.328"	45°	1.500"	2.561"	.250"

RECOMMENDED FASTENERS

ITEM#	SERIES	QTY	BOLT	TNUT
651129	15	4	5/16-18 x 11/16" FBHSCS	Economy

4 HOLE 60° ANGLE JOINING PLATE

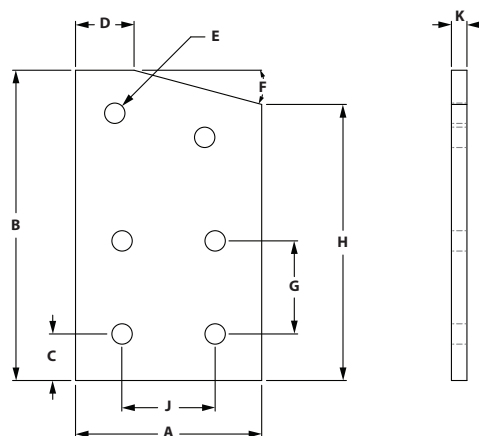


ITEM#	SERIES	A	B	C	D	E	F	G	H	J	K
653193	15	3.000"	4.500"	.750"	1.701"	.328"	60°	1.500"	2.250"	1.500"	.250"

RECOMMENDED FASTENERS

ITEM#	SERIES	QTY	BOLT	TNUT
651129	15	4	5/16-18 x 11/16" FBHSCS	Economy

6 HOLE 15° ANGLE JOINING PLATE



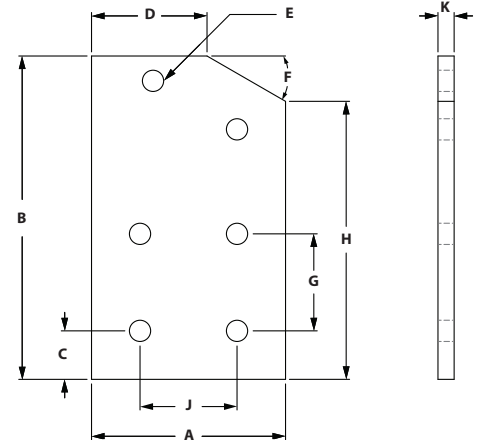
ITEM#	SERIES	A	B	C	D	E	F	G	H	J	K
653148	15	3.000"	5.000"	.750"	.943"	.328"	15°	1.500"	4.449"	1.500"	.250"

RECOMMENDED FASTENERS

ITEM#	SERIES	QTY	BOLT	TNUT
651129	15	6	5/16-18 x 11/16" FBHSCS	Economy

Fractional Brackets

6 HOLE 30° ANGLE JOINING PLATE

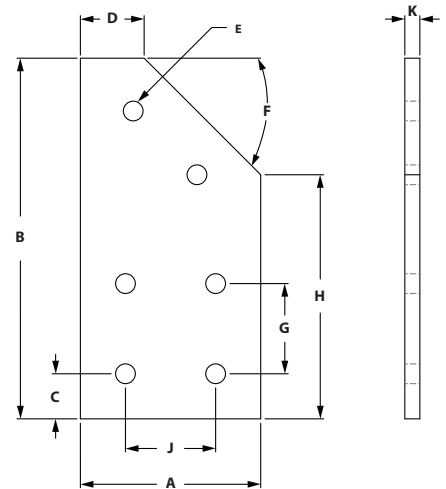


ITEM#	SERIES	A	B	C	D	E	F	G	H	J	K
653163	15	3.000"	5.000"	.750"	1.786"	.328"	30°	1.500"	4.299"	1.500"	.250"

RECOMMENDED FASTENERS

ITEM#	SERIES	QTY	BOLT	TNUT
651129	15	6	5/16-18 x 11/16" FBHSCS	Economy

6 HOLE 45° ANGLE JOINING PLATE

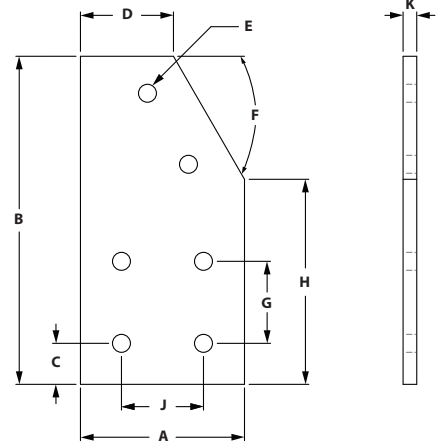


ITEM#	SERIES	A	B	C	D	E	F	G	H	J	K
653177	15	3.000"	6.000"	.750"	1.061"	.328"	45°	1.500"	4.061"	1.500"	.250"

RECOMMENDED FASTENERS

ITEM#	SERIES	QTY	BOLT	TNUT
651129	15	6	5/16-18 x 11/16" FBHSCS	Economy

6 HOLE 60° ANGLE JOINING PLATE

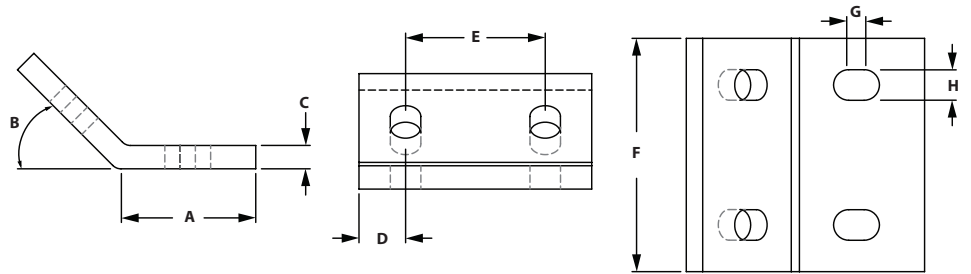


ITEM#	SERIES	A	B	C	D	E	F	G	H	J	K
653194	15	3.000"	6.000"	.750"	1.701"	.328"	60°	1.500"	3.750"	1.500"	.250"

RECOMMENDED FASTENERS

ITEM#	SERIES	QTY	BOLT	TNUT
651129	15	6	5/16-18 x 11/16" FBHSCS	Economy

4 HOLE 45° ANGLE JOINING PLATE



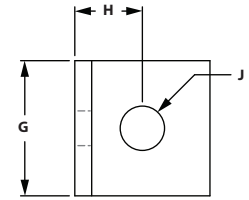
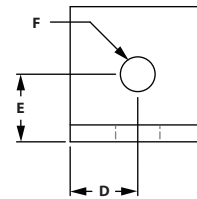
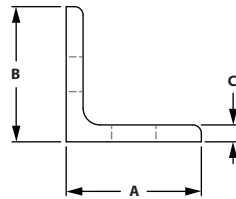

ITEM#	SERIES	A	B	C	D	E	F	G	H
653291	15	1.340"	45°	.250"	.500"	1.500"	2.500"	.500"	.328"

RECOMMENDED FASTENERS

ITEM#	SERIES	QTY	BOLT	TNUT
651129	15	4	5/16-18 x 11/16" FBHSCS	Economy

Fractional Brackets

2 HOLE 10 TO 15 TRANSITION INSIDE CORNER BRACKET

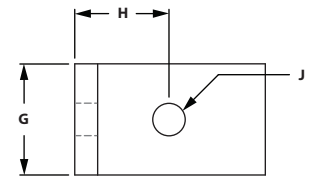
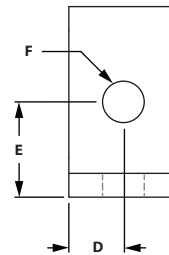
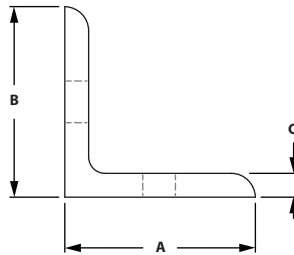


ITEM#	SERIES	A	B	C	D	E	F	G	H	J
653272	10 to 15	1.000"	1.000"	.125"	.500"	.500"	.257"	1.000"	.500"	.328"

RECOMMENDED FASTENERS

ITEM#	SERIES	QTY	BOLT	TNUT
651171	10	1	1/4-20 x 1/2" BHSCS	Economy
651129	15	1	5/16-18 x 11/16" FBHSCS	Economy

2 HOLE VERTICAL 10 TO 15 TRANSITION INSIDE CORNER BRACKET

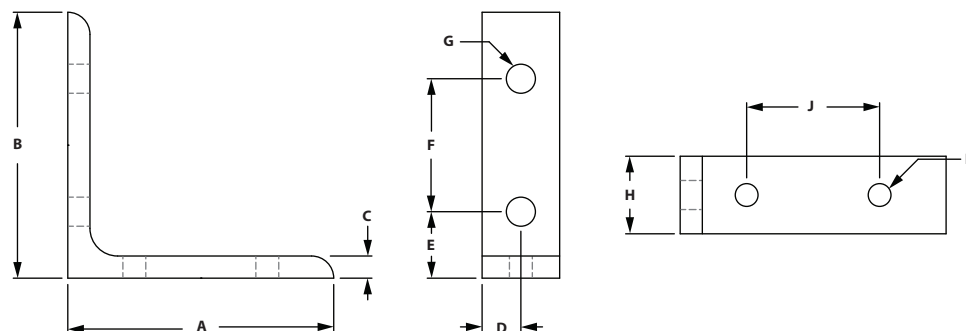


ITEM#	SERIES	A	B	C	D	E	F	G	H	J
653268	10 to 15	1.500"	1.500"	.188"	.438"	.750"	.328"	.875"	.750"	.257"

RECOMMENDED FASTENERS

ITEM#	SERIES	QTY	BOLT	TNUT
651171	10	1	1/4-20 x 1/2" BHSCS	Economy
651129	15	1	5/16-18 x 11/16" FBHSCS	Economy

4 HOLE 10 TO 15 TRANSITION INSIDE CORNER BRACKET

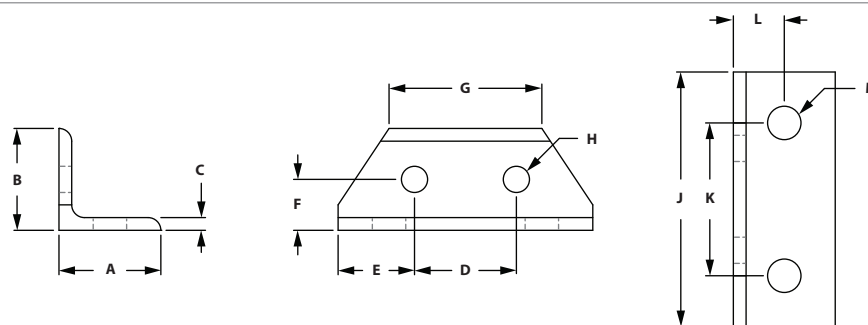


ITEM#	SERIES	A	B	C	D	E	F	G	H	J	K
653269	10 to 15	3.000"	3.000"	.250"	.438"	.750"	1.500"	.328"	.875"	1.500"	.257"

RECOMMENDED FASTENERS

ITEM#	SERIES	QTY	BOLT	TNUT
651171	10	2	1/4-20 x 1/2" BHSCS	Economy
651129	15	2	5/16-18 x 11/16" FBHSCS	Economy

4 HOLE SMALL 10 TO 15 DOUBLE WIDE TRANSITION INSIDE CORNER BRACKET



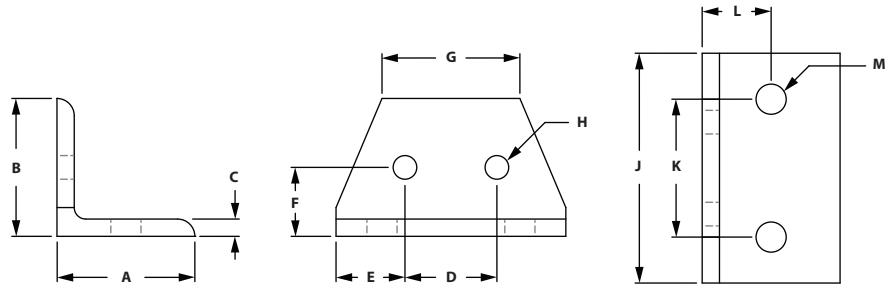
ITEM#	SERIES	A	B	C	D	E	F	G	H	J	K	L	M
653274	10 to 15	1.000"	1.000"	.125"	1.000"	.750"	.500"	1.500"	.257"	2.500"	1.500"	.500"	.328"

RECOMMENDED FASTENERS

ITEM#	SERIES	QTY	BOLT	TNUT
651171	10	2	1/4-20 x 1/2" BHSCS	Economy
651129	15	2	5/16-18 x 11/16" FBHSCS	Economy

Fractional Brackets

4 HOLE LARGE 10 TO 15 DOUBLE WIDE TRANSITION INSIDE CORNER BRACKET

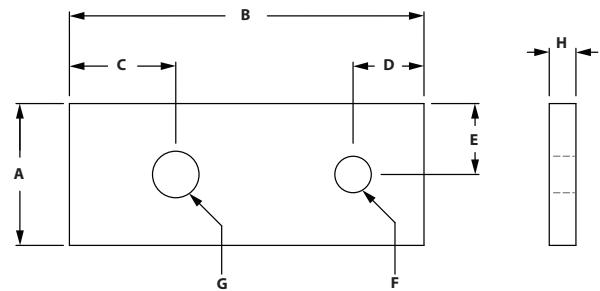


ITEM#	SERIES	A	B	C	D	E	F	G	H	J	K	L	M
653275	10 to 15	1.500"	1.500"	.188"	1.000"	.750"	.750"	1.500"	.257"	2.500"	1.500"	.750"	.328"

RECOMMENDED FASTENERS

ITEM#	SERIES	QTY	BOLT	TNUT
651171	10	2	1/4-20 x 1/2" BHSCS	Economy
651129	15	2	5/16-18 x 11/16" FBHSCS	Economy

2 HOLE TRANSITION STRIP

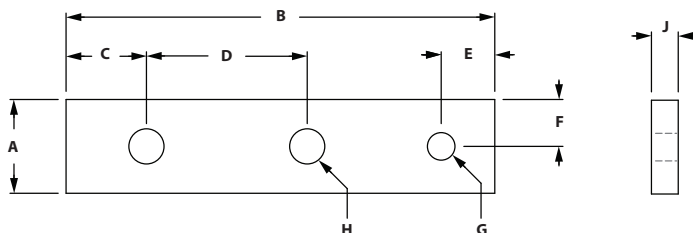


ITEM#	SERIES	A	B	C	D	E	F	G	H
653273	10 to 15	1.000"	2.500"	.750"	.500"	.500"	.257"	.328"	.188"

RECOMMENDED FASTENERS

ITEM#	SERIES	QTY	BOLT	TNUT
651171	10	1	1/4-20 x 1/2" BHSCS	Economy
651129	15	1	5/16-18 x 11/16" FBHSCS	Economy

3 HOLE LARGE TRANSITION STRIP

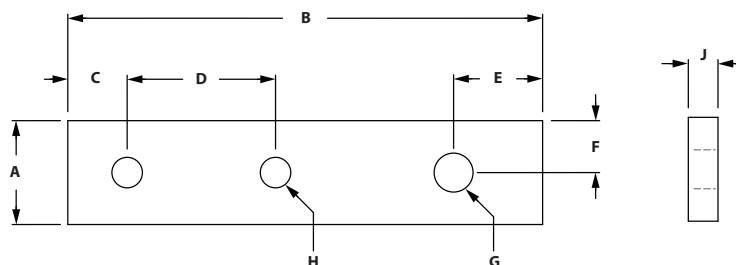


ITEM#	SERIES	A	B	C	D	E	F	G	H	J
653270	10 to 15	.875"	4.000"	.750"	1.500"	.500"	.438"	.257"	.328"	.250"

RECOMMENDED FASTENERS

ITEM#	SERIES	QTY	BOLT	TNUT
651171	10	1	1/4-20 x 1/2" BHSCS	Economy
651129	15	2	5/16-18 x 11/16" FBHSCS	Economy

3 HOLE SMALL TRANSITION STRIP



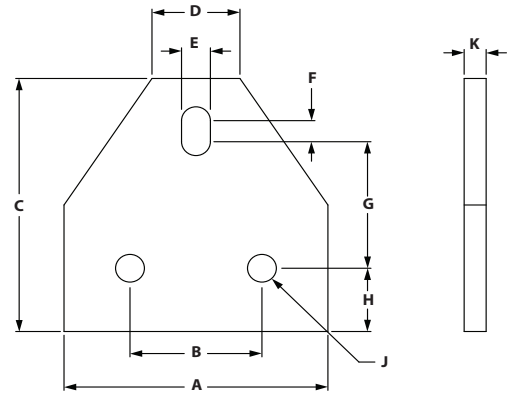
ITEM#	SERIES	A	B	C	D	E	F	G	H	J
653271	10 to 15	.875"	4.000"	.500"	1.250"	.750"	.438"	.328"	.257"	.250"

RECOMMENDED FASTENERS

ITEM#	SERIES	QTY	BOLT	TNUT
651171	10	2	1/4-20 x 1/2" BHSCS	Economy
651129	15	1	5/16-18 x 11/16" FBHSCS	Economy

Fractional Brackets

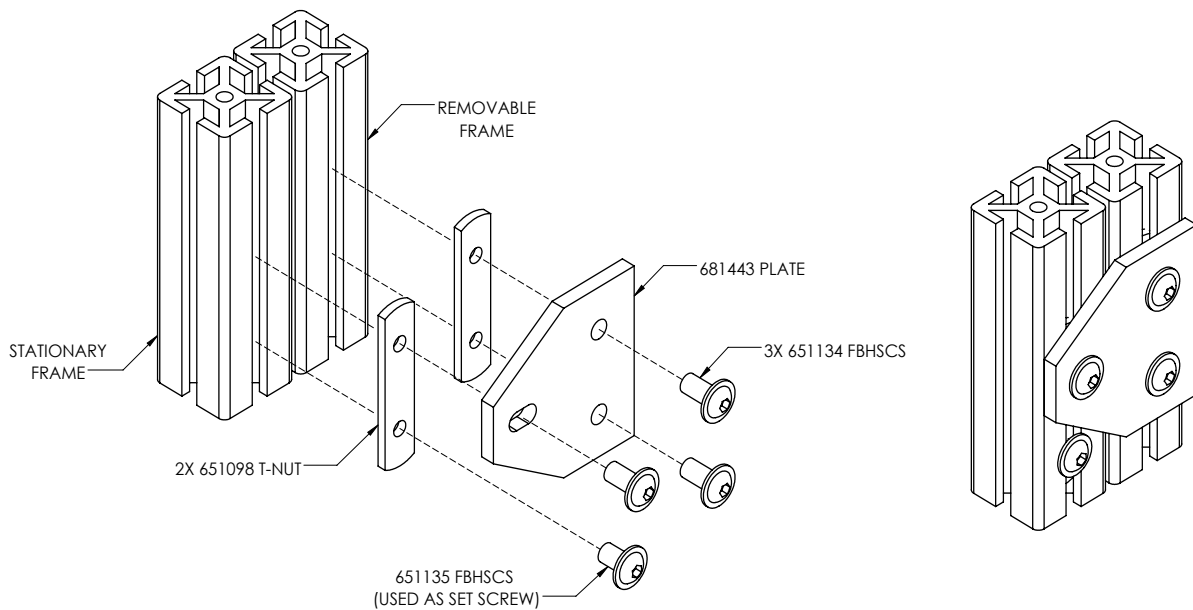
REMOVEABLE PANEL PLATE



ITEM#	SERIES	A	B	C	D	E	F	G	H	J	K
681443	15	3.000"	1.500"	3.000"	1.000"	.328"	.250"	1.500"	.750"	.328"	.250"

RECOMMENDED FASTENERS

ITEM#	SERIES	QTY	DESCRIPTION
651134	15	3	5/16-18 x 11/16" FBHSCS
651135	15	1	5/16-18 x 1/2" FBHSCS
651098	15	2	DBL Economy Tnut



CONTENT

04 Fasteners

Fastener Application Test	98
Economy T-nuts	99-100
Standard T-nuts	100
Drop In T-nuts	101-102
Z-Nuts	103
Economy Tslot Studs	103
Butt Fasteners	103
Anchor Fasteners	104-105
Single Tab End Fastener	105
End Fasteners	106
Milling Connector	107
Screws	108-113
Washers & Hex Nuts	114

04 FASTENERS FRACTIONAL

Fractional Fasteners

RECOMMENDED TOOL SIZE FOR FASTENERS

THREAD SIZE	SHCS	BHSCS	FBHSCS	FHSCS
8-32	--	3/32"	--	--
10-32	5/32"	1/8"	--	--
1/4-20	3/16"	5/32"	5/32"	5/32"
5/16-18	1/4"	3/16"	3/16"	3/16"
3/8-16	5/16"	N/A	--	7/32"
M5	4mm	3mm	--	3mm
M6	5mm	4mm	--	4mm
M8	6mm	5mm	--	5mm
M10	8mm	6mm	--	6mm

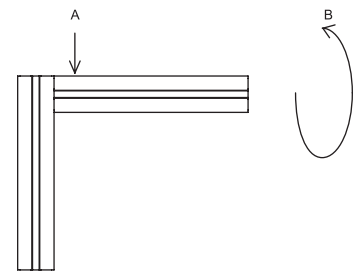
* Numbers in chart reflect hex tool size required.

FASTENER APPLICATION TEST

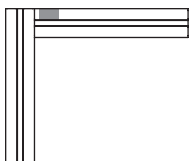
FASTENER	TS10-10		TS15-15L		TS15-15	
	A (lbs)	B	A (lbs)	B	A (lbs)	B
1	500	180 in/lbs	950	540 in/lbs	950	700 in/lbs
2	900	250 in/lbs	1,200	1,150 in/lbs	1,200	2,000 in/lbs
3	450	325 in/lbs	1,000	680 in/lbs	1,000	1,150 in/lbs
4	175	400 in/lbs	225	1,000 in/lbs	225	1,100 in/lbs
5	175	500 in/lbs	250	1,200 in/lbs	250	1,260 in/lbs
6	325	180 in/lbs	375	500 in/lbs	575	500 in/lbs
7	325	260 in/lbs	375	500 in/lbs	575	500 in/lbs

* All forces are approximate.

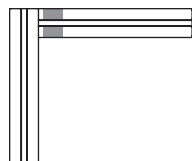
A - DIRECT FORCE
B - TORTIONAL FORCE



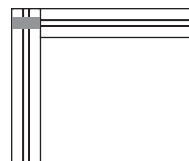
1 - SINGLE ANCHOR



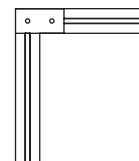
2 - DOUBLE ANCHOR



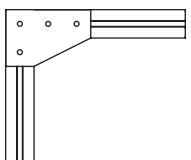
3 - END FASTENER



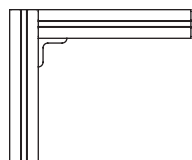
4 - JOINING STRIP



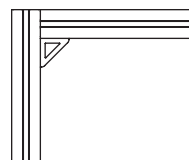
5 - 90° JOINING PLATE



6 - CORNER BRACKET



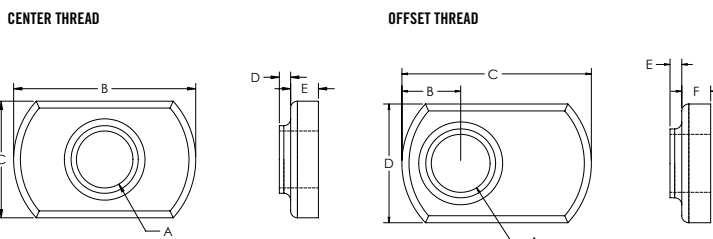
7 - CORNER GUSSET



ECONOMY T-NUTS



- Economical
- Extrusion end loading



CENTER THREAD

ITEM#	FINISH	SERIES	A	B	C	D	E
651465	Black Zinc	10	6-32	.866"	.434"	.040"	.094"
651095	Black Zinc	10	8-32	.866"	.434"	.040"	.094"
651096	Black Zinc	10	10-32	.866"	.434"	.040"	.094"
651163	Black Zinc	10	1/4-20	1.000"	.440"	.050"	.090"
651321	Bright Zinc	10	1/4-20	1.000"	.440"	.050"	.090"
651682	Stainless	10	1/4-20	1.000"	.440"	.050"	.090"
651322	Bright Zinc	15	1/4-20	.810"	.510"	.050"	.120"
651294	Stainless	15	1/4-20	.810"	.510"	.050"	.120"
651560	Black Zinc	15	5/16-18	.984"	.638"	.080"	.142"
651386	Bright Zinc	10	M6 x 1.0	.936"	.438"	.050"	.096"
651445	Black Zinc	15	M8 x 1.25	.810"	.510"	.050"	.120"

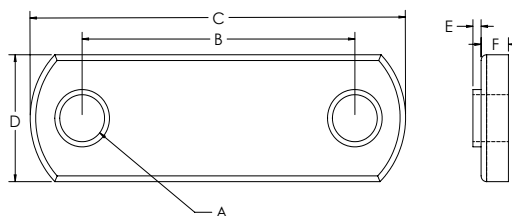
OFFSET THREAD

ITEM#	FINISH	SERIES	A	B	C	D	E	F
651287	Stainless	10	10-32	.240"	.940"	.440"	.050"	.100"
651105	Black Zinc	15	1/4-20	.250"	.810"	.510"	.050"	.120"
651097	Black Zinc	15	5/16-18	.280"	1.000"	.640"	.080"	.140"
651316	Bright Zinc	15	5/16-18	.280"	1.000"	.640"	.080"	.140"
651288	Stainless	15	5/16-18	.280"	1.000"	.640"	.080"	.140"
651366	Bright Zinc	15	M6 x 1.0	.250"	.810"	.510"	.050"	.120"
651367	Bright Zinc	15	M8 x 1.25	.280"	1.000"	.640"	.080"	.140"

DOUBLE ECONOMY T-NUTS



- Economical
- Extrusion end loading
- Convenient and better productivity over single economy T-Nut



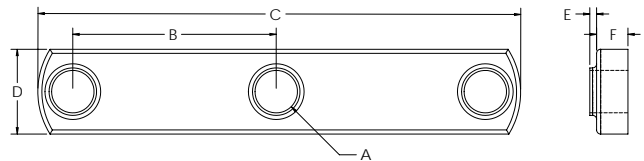
ITEM#	FINISH	SERIES	A	B	C	D	E	F
651100	Black Zinc	10	8-32	1.000"	1.375"	.443"	.030"	.100"
651099	Black Zinc	10	1/4-20	1.000"	1.869"	.443"	.030"	.100"
651331	Bright Zinc	10	M6 x 1.0	1.000"	1.875"	.443"	.030"	.100"
651098	Black Zinc	15	5/16-18	1.500"	2.810"	.625"	.030"	.148"
651406	Bright Zinc	15	M8 x 1.25	1.500"	3.000"	.630"	.030"	.100"

Fractional Fasteners

TRIPLE ECONOMY T-NUTS




- Economical
- Extrusion end loading
- Convenient and better productivity over single & double economy T-Nut

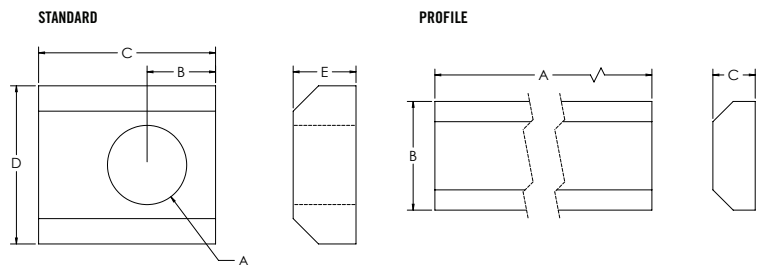


ITEM#	FINISH	SERIES	A	B	C	D	E	F
651106	Black Zinc	10	1/4-20	1.000"	2.450"	.450"	.050"	.225"
651104	Black Zinc	15	5/16-18	1.500"	3.562"	.625"	.050"	.231"
651427	Bright Zinc	10	M6 x 1.0	1.000"	2.450"	.443"	.050"	.144"
651336	Bright Zinc	15	M8 x 1.25	1.500"	3.562"	.638"	.080"	.222"

STANDARD T-NUTS OFFSET



- Economical
- Extrusion end loading



ITEM#	FINISH	SERIES	A	B	C	D	E
651076	Black Zinc	10	10-32	.200"	.477"	.429"	.167"
651075	Black Zinc	10	1/4-20	.230"	.480"	.429"	.167"
651398	Bright Zinc	10	M5 x .8	.230"	.480"	.429"	.167"
651400	Bright Zinc	10	M6 x 1	.230"	.480"	.429"	.167"
651308	Bright Zinc	15	5/16-18	.270"	.698"	.624"	.248"
651072	Black Zinc	15	10-32	.270"	.698"	.624"	.248"
651073	Black Zinc	15	1/4-20	.270"	.698"	.624"	.248"
651074	Black Zinc	15	5/16-18	.270"	.698"	.624"	.248"
651393	Bright Zinc	15	M6 x 1	.270"	.698"	.624"	.248"
651395	Bright Zinc	15	M8 x 1.25	.270"	.698"	.624"	.248"

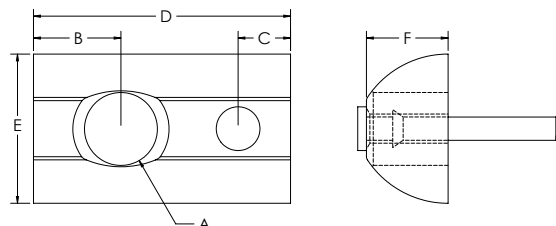
PROFILE

ITEM#	FINISH	SERIES	A	B	C
651477	Mill Finish	10	36.000"	.429"	.167"
651475	Mill Finish	15	36.000"	.624"	.248"

DROP IN T-NUTS WITH RUBBER HANDLE



- Reduces assembly time
- Easy to drop in slot when ends are closed off
- Rubber nub holds T-Nut in vertical

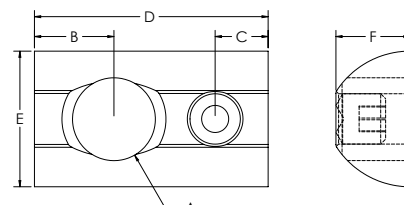


ITEM#	FINISH	SERIES	A	B	C	D	E	F
651157	Black Zinc	10	10-32	.200"	.100"	.630"	.400"	.200"
651325	Bright Zinc	10	10-32	.200"	.100"	.630"	.400"	.200"
651435	Stainless	10	1/4-20	.200"	.100"	.630"	.400"	.200"
651326	Bright Zinc	10	1/4-20	.200"	.100"	.630"	.400"	.200"
651158	Black Zinc	10	1/4-20	.200"	.100"	.630"	.400"	.200"
651402	Bright Zinc	10	M5 x .8	.200"	.100"	.630"	.400"	.200"
651403	Bright Zinc	10	M6 x 1	.200"	.100"	.630"	.400"	.200"
651103	Black Zinc	15	10-32	.300"	.180"	.880"	.510"	.280"
651102	Black Zinc	15	1/4-20	.300"	.180"	.880"	.510"	.280"
651101	Black Zinc	15	5/16-18	.300"	.180"	.880"	.510"	.280"
651318	Bright Zinc	15	5/16-18	.300"	.180"	.880"	.510"	.280"
651245	Stainless Steel	15	5/16-18	.300"	.195"	.880"	.510"	.280"
651246	Stainless Steel	15	1/4-20	.300"	.180"	.880"	.510"	.280"
651373	Bright Zinc	15	M5 x .8	.310"	.195"	.880"	.510"	.280"
651372	Bright Zinc	15	M6 x 1	.300"	.180"	.880"	.510"	.280"
651371	Bright Zinc	15	M8 x 1.25	.300"	.180"	.880"	.510"	.280"

DROP IN T-NUTS WITH SET SCREW



- Reduces assembly time
- Easy to drop in slot when ends are closed off
- Set screw holds T-Nut in vertical



ITEM#	FINISH	SERIES	A	B	C	D	E	F	SET SCREW THREAD
651125	Black Zinc	10	10-32	.200"	.120"	.630"	.400"	.200"	10-32
651317	Bright Zinc	10	10-32	.310"	.195"	.875"	.510"	.285"	10-24
651126	Black Zinc	10	1/4-20	.200"	.120"	.630"	.400"	.200"	10-32
651122	Black Zinc	15	10-32	.300"	.200"	.880"	.510"	.280"	10-32
651123	Black Zinc	15	1/4-20	.300"	.200"	.880"	.510"	.280"	10-32
651247	Stainless	15	1/4-20	.300"	.200"	.880"	.510"	.280"	10-32
651323	Bright Zinc	15	1/4-20	.300"	.200"	.880"	.510"	.280"	10-32
651124	Black Zinc	15	5/16-18	.300"	.200"	.880"	.510"	.280"	10-32
651248	Stainless	15	5/16-18	.300"	.200"	.880"	.510"	.280"	10-32

Fractional Fasteners

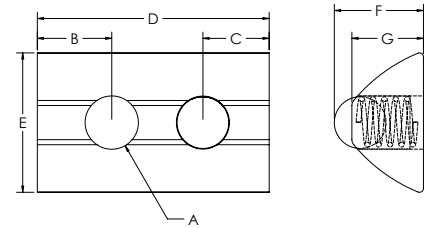
BUTTON HEAD SOCKET CAP SCREW COMBINATION PARTS

ITEM#	FINISH	SERIES	A	B	C	D	E	F	SET SCREW THREAD
651324	Bright Zinc	15	5/16-18	.300"	.200"	.880"	.510"	.280"	10-32
651425	Bright Zinc	15	M6 x 1	.300"	.200"	.880"	.510"	.280"	10-32
651421	Bright Zinc	15	M8 x 1.25	.300"	.200"	.880"	.510"	.280"	M5 x .8

DROP IN T-NUTS WITH BALL BEARING



- Reduces assembly time
- Easy to drop in slot when ends are closed off
- Ball bearing holds T-Nut in vertical

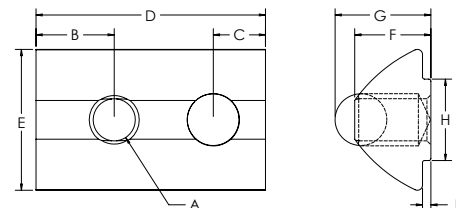


ITEM#	FINISH	SERIES	A	B	C	D	E	F	G
651467	Bright Zinc	10	8-32	.190"	.190"	.630"	.370"	.250"	.200"
651468	Bright Zinc	10	10-32	.190"	.190"	.630"	.390"	.250"	.200"
651469	Bright Zinc	10	1/4-20	.190"	.190"	.630"	.390"	0.25	.200"
651471	Bright Zinc	10	M5 x .8	.190"	.190"	.630"	.390"	.250"	.200"
651472	Bright Zinc	10	M6 x 1	.190"	.190"	.630"	.390"	.250"	.200"
651642	Bright Zinc	15	8-32	.280"	.250"	.880"	.520"	.330"	.270"
651643	Bright Zinc	15	10-32	.280"	.250"	.880"	.520"	.330"	.270"
651644	Bright Zinc	15	1/4-20	.280"	.250"	.880"	.520"	.350"	.270"
651645	Bright Zinc	15	5/16-18	.280"	.250"	.880"	.520"	.340"	.270"
651646	Bright Zinc	15	M5 x .8	.280"	.250"	.880"	.520"	.330"	.270"
651647	Bright Zinc	15	M6 x 1	.280"	.250"	.880"	.520"	.350"	.270"
651648	Bright Zinc	15	M8 x 1.25	.280"	.250"	.880"	.520"	.330"	.270"

STEPPED DROP IN T-NUT WITH BALL BEARING



- Reduces assembly time
- Easy to drop in slot when ends are closed off
- Self aligning roll in slot nut with spring ball

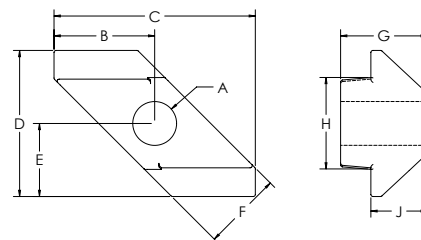


ITEM#	FINISH	SERIES	A	B	C	D	E	F	G	H	J
664114	Bright Zinc	15	1/4-20	.300"	.200"	.870"	.530"	.290"	.350"	.290"	.031"
664115	Bright Zinc	15	10-32	.300"	.200"	.870"	.530"	.290"	.350"	.290"	.031"
664116	Bright Zinc	15	5/16-18	.300"	.200"	.870"	.530"	.290"	.350"	.290"	.031"
664111	Bright Zinc	15	M5	.300"	.200"	.870"	.530"	.290"	.350"	.290"	.031"
664112	Bright Zinc	15	M6	.300"	.200"	.870"	.530"	.290"	.350"	.290"	.031"
664113	Bright Zinc	15	M8	.300"	.200"	.870"	.530"	.290"	.350"	.290"	.031"

Z-NUTS



- Design allows for easy loading from extrusion slot
- Metric thread size only

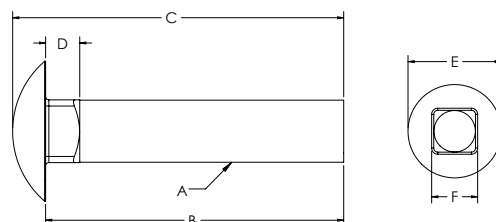


ITEM#	FINISH	SERIES	A	B	C	D	E	F	G	H	I
662002	Bright Zinc	15	M5	.380"	.760"	.551"	.276"	.299"	.327"	.345"	.213"
662001	Bright Zinc	15	M6	.380"	.760"	.551"	.276"	.299"	.327"	.345"	.213"

ECONOMY T SLOT STUDS



- Extrusion end loading only

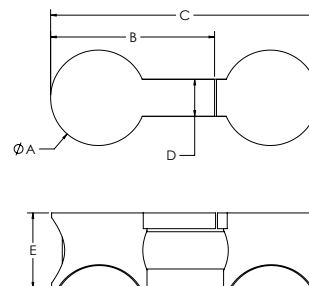


ITEM#	FINISH	A	B	C	D	E	F
651054	Bright Zinc	5/16-18	.750"	.916"	.172"	.704"	.316"
651058	Bright Zinc	5/16-18	1.000"	1.166"	.172"	.704"	.316"
651063	Bright Zinc	5/16-18	1.250"	1.416"	.172"	.704"	.316"
651066	Bright Zinc	5/16-18	1.500"	1.666"	.172"	.704"	.316"
651107	Bright Zinc	5/16-18	1.750"	1.916"	.172"	.704"	.316"
651255	Stainless	5/16-18	.750"	.916"	.172"	.704"	.316"
651261	Stainless	5/16-18	1.000"	1.166"	.172"	.704"	.316"

BUTT FASTENERS



- Allows you to butt two extrusions end to end for maximum strength and alignment
- See page 466 for machining



ITEM#	FINISH	SERIES	A	B	C	D	E
651153	Bright Zinc	10	.560"	.730"	1.370"	.250"	.410"
651154	Bright Zinc	15	.800"	1.380"	2.240"	.310"	.630"
651633	Black	15	.800"	1.380"	2.240"	.310"	.630"

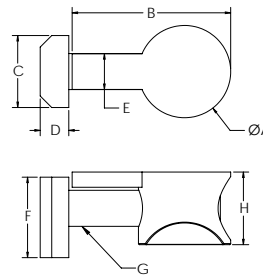
Fractional Fasteners

ANCHOR FASTENERS

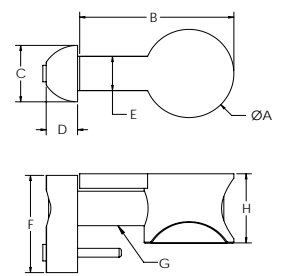


- Strongest of available fasteners
- Creates 90 degree Tslot connections
- All T-Nuts are offset
- See page 466 for machining services

STANDARD T-NUT



DROP-IN T-NUT



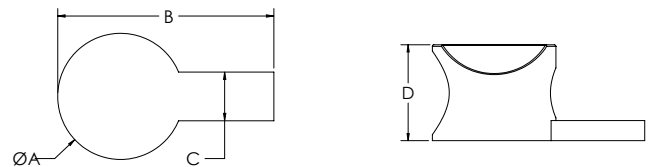
WITH STANDARD T-NUT

ITEM#	FINISH	SERIES	A	B	C	D	E	F	G	H
651173	Bright Zinc	10	.560"	.730"	.429"	.167"	.250"	.477"	10-32 x 3/4 SHCS	.410"
651500	Bright Zinc	10	.560"	.730"	.429"	.170"	.250"	.480"	M5 x 18mm SHCS	.410"
651170	Black	10	.560"	.730"	.429"	.167"	.250"	.477"	10-32 x 3/4 SHCS	.410"
651281	Bright Zinc	15	.800"	1.380"	.624"	.250"	.310"	.700"	SS 5/16-18 x 1.25 SHCS	.630"
651146	Bright Zinc	15	.800"	1.380"	.624"	.250"	.310"	.700"	5/16-18 x 1.25 SHCS	.630"
651145	Black	15	.800"	1.380"	.624"	.250"	.310"	.700"	5/16-18 x 1.25 SHCS	.630"
651424	Bright Zinc	15	.800"	1.380"	.624"	.250"	.310"	.700"	M8 x 30mm SHCS	.630"

WITH DROP-IN T-NUT

ITEM#	FINISH	SERIES	A	B	C	D	E	F	G	H
651149	Bright Zinc	10	.560"	.730"	.400"	.200"	.250"	.630"	10-32 x 3/4 SHCS	.410"
651148	Bright Zinc	15	.800"	1.380"	.510"	.280"	.310"	.880"	5/16-18 x 1.25 SHCS	.630"

ANCHOR FASTENER CAMS

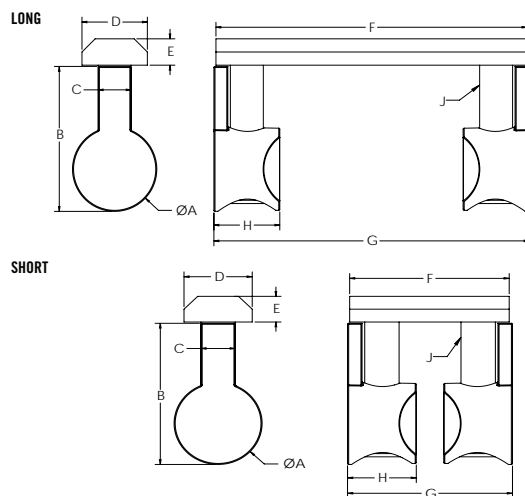


ITEM#	FINISH	SERIES	A	B	C	D
651174	Bright Zinc	10	.560"	.730"	.250"	.410"
651147	Bright Zinc	15	.800"	1.380"	.310"	.630"
651566	Black	10	.560"	.730"	.250"	.410"
651565	Black	15	.800"	1.380"	.310"	.630"

DOUBLE ANCHOR FASTENERS



- Reduces assembly time when mating extrusions have opposing anchor fastener counterbores
- Strongest of available fasteners
- Creates 90 degree Tslot connections
- See page 466 for machining services



SHORT WITH STANDARD T-NUT

ITEM#	FINISH	SERIES	A	B	C	D	E	F	G	H	J
651036	Bright Zinc	10	.560"	.730"	.250"	.436"	.177"	.950"	0.989"	.410"	10-32 x 3/4 SHCS
651044	Bright Zinc	15	.800"	1.380"	.310"	.630"	.250"	1.450"	1.500"	.630"	5/16-18 x 1.25 SHCS
651041	Black	15	.800"	1.380"	.310"	.630"	.250"	1.450"	1.500"	.630"	5/16-18 x 1.25 SHCS

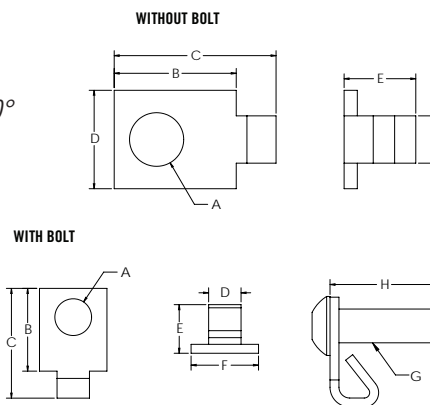
LONG WITH STANDARD T-NUT

ITEM#	FINISH	SERIES	A	B	C	D	E	F	G	H	J
651038	Bright Zinc	10	.560"	.730"	.250"	.440"	.180"	1.970"	1.975"	.410"	10-32 x 3/4 SHCS
651045	Bright Zinc	15	.800"	1.380"	.310"	.620"	.250"	2.950"	2.989"	.630"	5/16-18 x 1.25 SHCS
651043	Black	15	.800"	1.380"	.310"	.620"	.250"	2.950"	2.989"	.630"	5/16-18 x 1.25 SHCS

SINGLE TAB END FASTENERS



- Allows for panels to mate in slots without having to notch panels
- Provides hidden fastener when connecting extrusions at 90°
- Mating extrusions glide over end fastener
- Tapping service required in the extrusion base end and access hole in the mating extrusions
- Prevents mating extrusion from rotating



WITHOUT BOLTS

ITEM#	FINISH	SERIES	A	B	C	D	E	F
651568	Bright Zinc	10	.275"	.489"	.645"	.431"	.293"	.240"
651495	Black Zinc	15	.340"	.770"	1.020"	.300"	.450"	.620"

WITH BOLTS

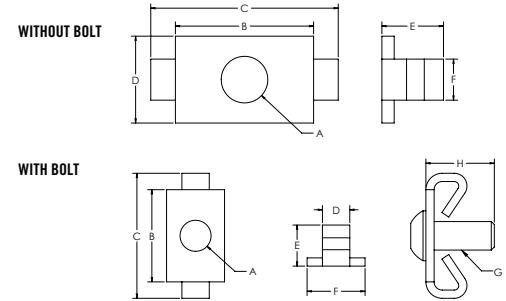
ITEM#	FINISH	SERIES	A	B	C	D	E	F	G	H
651501	Bright Zinc	15	.340"	.770"	1.020"	.300"	.450"	.620"	5/16-18 X 3/4 SHCS	1.000"

Fractional Fasteners

END FASTENERS



- Provides a hidden fastener when connecting extrusions at 90 degrees
- Mating extrusions glide over end fastener
- Tapping service required in the extrusion base end and access hole in the mating extrusion
- Prevents mating extrusion from rotating



WITHOUT BOLT

ITEM#	FINISH	SERIES	A	B	C	D	E	F
651291	Bright Zinc	10	.280"	.630"	.890"	.430"	.340"	.250"
651159	Black Zinc	10	.280"	.630"	.890"	.430"	.340"	.250"
651289	Bright Zinc	15	.340"	1.010"	1.370"	.640"	.450"	.300"
651160	Black Zinc	15	.340"	1.010"	1.370"	.640"	.450"	.300"

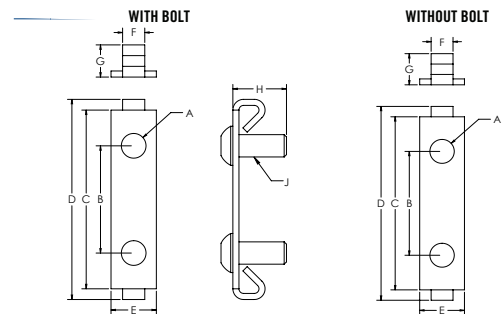
WITH BOLT

ITEM#	FINISH	SERIES	A	B	C	D	E	F	G	H
651162	Black Zinc	10	.280"	.630"	.890"	.250"	.340"	.430"	1/4-20 x 3/4 BHSCS	.750"
651292	Bright Zinc	10	.280"	.630"	.890"	.250"	.340"	.430"	SS 1/4-20 x 3/4 BHSCS	.750"
651422	Bright Zinc	10	.280"	.630"	.890"	.250"	.340"	.430"	M6 x 20mm BHSCS	.790"
651161	Black Zinc	15	.340"	1.010"	1.370"	.300"	.450"	.640"	5/16-18 x 3/4 BHSCS	.750"
651290	Bright Zinc	15	.340"	1.010"	1.370"	.300"	.450"	.640"	SS 5/16-18 x 3/4 BHSCS	.750"
651418	Bright Zinc	15	.340"	1.010"	1.370"	.300"	.450"	.640"	M8 x 20mm BHSCS	.790"

DOUBLE END FASTENERS



- Provides a hidden fastener when connecting extrusions at 90 degrees
- Mating extrusions glide over end fastener
- Tapping service required in the extrusion base end and access hole in the mating extrusion
- Prevents mating extrusion from rotating



WITHOUT BOLT

ITEM#	FINISH	SERIES	A	B	C	D	E	F	G
651329	Bright Zinc	10	.280"	1.000"	1.630"	1.880"	.430"	.250"	.340"
651139	Black Zinc	10	.280"	1.000"	1.630"	1.880"	.430"	.250"	.340"
651330	Bright Zinc	15	.350"	1.500"	2.500"	2.800"	.640"	.310"	.450"
651140	Black Zinc	15	.350"	1.500"	2.500"	2.800"	.640"	.310"	.450"

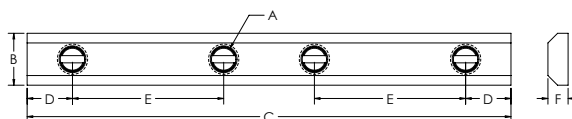
WITH BOLTS

ITEM#	FINISH	SERIES	A	B	C	D	E	F	G	H	J
651137	Black Zinc	10	.280"	1.000"	1.630"	1.880"	.430"	.250"	.340"	.750"	1/4-20 x 3/4 BHSCS
651327	Bright Zinc	10	.280"	1.000"	1.630"	1.880"	.430"	.250"	.340"	.750"	SS 1/4-20 x 3/4 BHSCS
651428	Bright Zinc	10	.280"	1.000"	1.630"	1.880"	.430"	.250"	.340"	.790"	M6 x 25mm BHSCS
651138	Black Zinc	15	.350"	1.500"	2.500"	2.800"	.640"	.310"	.450"	.750"	5/16-18 x 3/4 BHSCS
651328	Bright Zinc	15	.350"	1.500"	2.500"	2.800"	.640"	.310"	.450"	.750"	SS 5/16-18 x 3/4 BHSCS
651429	Bright Zinc	15	.350"	1.500"	2.500"	2.800"	.640"	.310"	.450"	.980"	M8 x 25mm BHSCS

CONNECTOR LINK



- Fastening link to connect similar series profiles together
- Requires no machining

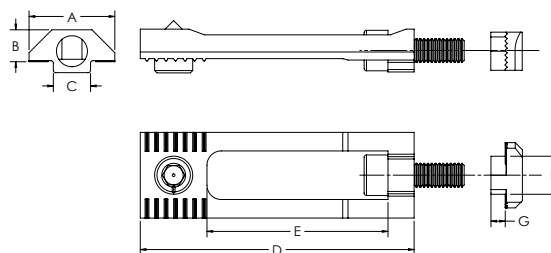


ITEM#	FINISH	SERIES	A	B	C	D	E	F
662005	Black Zinc	10	1/4-20	.430"	4.000"	.380"	1.250"	.170"
662075	Black Zinc	15	5/16-18	.620"	6.000"	.500"	2.000"	.250"

MILLING CONNECTOR



- For fast connection of two tslot profiles, zinc plated
- Requires no machining



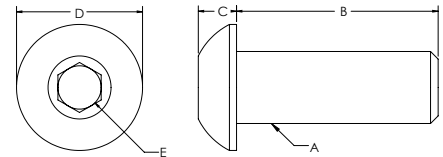
ITEM#	FINISH	SERIES	A	B	C	D	E	F
655815	Bright Zinc	15	.709"	.264"	.307"	2.264"	1.496"	.315"

Fractional Fasteners

BUTTON HEAD SOCKET CAP SCREWS



- Grade 8 or stronger
- Alloy steel
- ANSI B18.3 rating



ITEM#	FINISH	A	B	C	D	E
651020	Black Phosphate	6-32	3/8"	0.068"	0.256"	5/64
651006	Black Phosphate	8-32	1/2"	0.082"	0.305"	3/32
651007	Black Phosphate	8-32	7/8"	0.082"	0.305"	3/32
651008	Black Phosphate	10-32	3/8"	0.096"	0.354"	1/8
651011	Black Phosphate	10-32	1/2"	0.096"	0.354"	1/8
651012	Black Phosphate	10-32	5/8"	0.096"	0.354"	1/8
651015	Black Phosphate	10-32	3/4"	0.096"	0.354"	1/8
651302	Stainless	10-32	3/8"	0.096"	0.354"	1/8
651304	Stainless	10-32	1/2"	0.096"	0.354"	1/8
651306	Stainless	10-32	5/8"	0.096"	0.354"	1/8
651019	Black Phosphate	1/4-20	3/8"	0.127"	0.428"	5/32
651021	Black Phosphate	1/4-20	1/2"	0.127"	0.428"	5/32
651023	Black Phosphate	1/4-20	5/8"	0.127"	0.428"	5/32
651025	Black Phosphate	1/4-20	3/4"	0.127"	0.428"	5/32
651462	Black Phosphate	1/4-20	1"	0.127"	0.428"	5/32
651463	Black Phosphate	1/4-20	1-1/4"	0.127"	0.428"	5/32
651296	Stainless	1/4-20	3/8"	0.127"	0.428"	5/32
651298	Stainless	1/4-20	1/2"	0.127"	0.428"	5/32
651284	Stainless	1/4-20	5/8"	0.127"	0.428"	5/32
651300	Stainless	1/4-20	3/4"	0.127"	0.428"	5/32
651048	Black Phosphate	5/16-18	1/2"	0.159"	0.537"	3/16
651051	Black Phosphate	5/16-18	5/8"	0.159"	0.537"	3/16
651053	Black Phosphate	5/16-18	3/4"	0.159"	0.537"	3/16
651055	Black Phosphate	5/16-18	7/8"	0.159"	0.537"	3/16
651056	Black Phosphate	5/16-18	1"	0.159"	0.537"	3/16
651249	Stainless	5/16-18	1/2"	0.159"	0.537"	3/16
651251	Stainless	5/16-18	5/8"	0.159"	0.537"	3/16
651253	Stainless	5/16-18	3/4"	0.159"	0.537"	3/16
651256	Stainless	5/16-18	7/8"	0.159"	0.537"	3/16
651259	Stainless	5/16-18	1"	0.159"	0.537"	3/16

CONTINUED NEXT PAGE

BUTTON HEAD SOCKET CAP SCREW COMBINATION PARTS

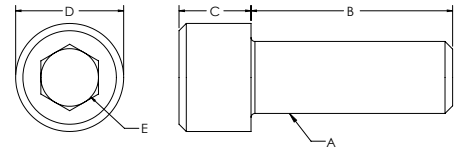
ITEM#	SERIES	BOLT ITEM	FINISH	THREAD	LENGTH	TNUT ITEM	TNUT TYPE	FINISH	WASHER ITEM
651176	10	651021	Black Phosphate	1/4-20	1/2"	651163	Economy	Black Zinc	651080
651177	10	651021	Black Phosphate	1/4-20	1/2"	651126	Drop-In	Black Zinc	651080
651171	10	651021	Black Phosphate	1/4-20	1/2"	651163	Economy	Black Zinc	--
651172	10	651021	Black Phosphate	1/4-20	1/2"	651326	Drop-In	Bright Zinc	--
651490	10	651021	Black Phosphate	1/4-20	1/2"	651099	DBL Economy	Black Zinc	--
651152	10	651023	Black Phosphate	1/4-20	5/8"	--	--	--	651080
651274	10	651284	Stainless Steel	1/4-20	5/8"	651294	Economy	Stainless Steel	651279
651216	10	651025	Black Phosphate	1/4-20	3/4"	651077	Hex Nut	Black Zinc	651080
651155	10	651025	Black Phosphate	1/4-20	3/4"	651163	Economy	Black Zinc	651080
651156	10	651025	Black Phosphate	1/4-20	3/4"	651326	Drop-In	Black Zinc	651080
651190	15	651051	Black Phosphate	5/16-18	5/8"	651097	Economy	Black Zinc	651081
651192	15	651051	Black Phosphate	5/16-18	5/8"	651645	Drop-In	Bright Zinc	651081
651150	15	651051	Black Phosphate	5/16-18	5/8"	651097	Economy	Black Zinc	--
651258	15	651251	Stainless Steel	5/16-18	5/8"	651288	Economy	Stainless Steel	651280
651193	15	651053	Black Phosphate	5/16-18	3/4"	651097	Economy	Black Zinc	651081
651194	15	651053	Black Phosphate	5/16-18	3/4"	651645	Drop-In	Bright Zinc	651081
651195	15	651053	Black Phosphate	5/16-18	3/4"	651078	Hex Nut	Black Zinc	651081
651151	15	651053	Black Phosphate	5/16-18	3/4"	--	--	--	651081
651265	15	651253	Stainless Steel	5/16-18	3/4"	651288	Economy	Stainless Steel	651280
651197	15	651056	Black Phosphate	5/16-18	1"	651645	Drop-In	Bright Zinc	651081
651266	15	651259	Stainless Steel	5/16-18	1"	651288	Economy	Stainless Steel	651280

Fractional Fasteners

SOCKET HEAD CAP SCREWS



- Grade 8 or stronger
- Alloy steel
- ANSI B18.3 rating



ITEM#	FINISH	A	B	C	D	E
651479	Black Phosphate	6-32	3/8"	.138"	.226"	7/64
658590	Black Phosphate	8-32	7/16"	0.162"	0.266"	9/64
658591	Black Phosphate	8-32	5/8"	0.162"	0.266"	9/64
658588	Black Phosphate	8-32	3/4"	0.162"	0.266"	9/64
658589	Black Phosphate	8-32	1"	0.162"	0.266"	9/64
651009	Black Phosphate	10-32	3/8"	0.188"	0.305"	5/32
651010	Black Phosphate	10-32	1/2"	0.188"	0.305"	5/32
651013	Black Phosphate	10-32	5/8"	0.188"	0.305"	5/32
651293	Stainless	10-32	3/4"	0.188"	0.305"	5/32
651301	Stainless	10-32	3/8"	0.188"	0.305"	5/32
651303	Stainless	10-32	1/2"	0.188"	0.305"	5/32
651305	Stainless	10-32	5/8"	0.188"	0.305"	5/32
651017	Black Phosphate	10-32	3/4"	0.188"	0.305"	5/32
651018	Black Phosphate	1/4 20	3/8"	0.247"	0.366"	3/16
651022	Black Phosphate	1/4 20	1/2"	0.247"	0.366"	3/16
651024	Black Phosphate	1/4 20	5/8"	0.247"	0.366"	3/16
651027	Black Phosphate	1/4 20	3/4"	0.247"	0.366"	3/16
651028	Black Phosphate	1/4 20	7/8"	0.247"	0.366"	3/16
651029	Black Phosphate	1/4 20	1"	0.247"	0.366"	3/16
651030	Black Phosphate	1/4 20	1-1/4"	0.247"	0.366"	3/16
651031	Black Phosphate	1/4 20	1-1/2"	0.247"	0.366"	3/16
651489	Black Phosphate	1/4 20	2-1/2"	0.247"	0.366"	3/16
651295	Stainless	1/4 20	3/8"	0.247"	0.366"	3/16
651297	Stainless	1/4 20	1/2"	0.247"	0.366"	3/16
651299	Stainless	1/4 20	3/4"	0.247"	0.366"	3/16
651286	Stainless	1/4 20	1"	0.247"	0.366"	3/16
651250	Stainless	5/16 18	1/2"	0.309"	0.463"	1/4
651252	Stainless	5/16 18	5/8"	0.309"	0.463"	1/4
651254	Stainless	5/16 18	3/4"	0.309"	0.463"	1/4
651257	Stainless	5/16 18	7/8"	0.309"	0.463"	1/4
651260	Stainless	5/16 18	1"	0.309"	0.463"	1/4
651262	Stainless	5/16 18	1-1/4"	0.309"	0.463"	1/4
651049	Black Phosphate	5/16 18	1/2"	0.309"	0.463"	1/4
651050	Black Phosphate	5/16 18	5/8"	0.309"	0.463"	1/4
651052	Black Phosphate	5/16 18	3/4"	0.309"	0.463"	1/4
651057	Black Phosphate	5/16 18	7/8"	0.309"	0.463"	1/4
651059	Black Phosphate	5/16 18	1"	0.309"	0.463"	1/4

CONTINUED NEXT PAGE

ITEM#	FINISH	A	B	C	D	E
651060	Black Phosphate	5/16 18	1-1/4"	0.309"	0.463"	1/4
651064	Black Phosphate	5/16 18	1-1/2"	0.309"	0.463"	1/4
651650	Black Phosphate	5/16 18	1-3/4"	0.309"	0.463"	1/4
651651	Black Phosphate	5/16 18	2"	0.309"	0.463"	1/4
651652	Black Phosphate	5/16 18	2-1/4"	0.309"	0.463"	1/4
651653	Black Phosphate	5/16 18	2-1/2"	0.309"	0.463"	1/4
651654	Black Phosphate	5/16 18	3"	0.309"	0.463"	1/4
651488	Black Phosphate	5/16 18	3-1/2"	0.309"	0.463"	1/4
651061	Black Phosphate	3/8 16	1"	0.372"	0.558"	5/16
651062	Black Phosphate	3/8 16	3/4"	0.372"	0.558"	5/16

SOCKET HEAD CAP SCREWS COMBINATION PARTS

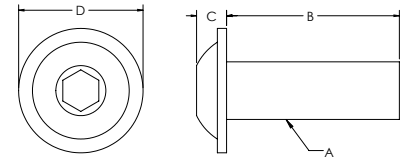
ITEM#	SERIES	BOLT ITEM	FINISH	THREAD	LENGTH	TNUT ITEM	TNUT TYPE	FINISH	WASHER ITEM
651206	10	651013	Black Phosphate	10-32	5/8"	651014	Hex Nut	Black Zinc	651016
651234	10	651022	Black Phosphate	1/4-20	1/2"	651163	Economy	Black Zinc	--
651235	10	651022	Black Phosphate	1/4-20	1/2"	651469	Drop-In	Bright Zinc	--
651236	10	651024	Black Phosphate	1/4-20	5/8"	651163	Economy	Black Zinc	--
651240	10	651024	Black Phosphate	1/4-20	5/8"	651163	Economy	Black Zinc	651080
651241	10	651024	Black Phosphate	1/4-20	5/8"	651158	Drop-In	Black Zinc	651080
651117	10	651027	Black Phosphate	1/4-20	3/4"	651163	Economy	Black Zinc	--
651175	10	651027	Black Phosphate	1/4-20	3/4"	651158	Drop-In	Black Zinc	--
651118	10	651028	Black Phosphate	1/4-20	7/8"	651163	Economy	Black Zinc	--
651119	10	651029	Black Phosphate	1/4-20	1"	651163	Economy	Black Zinc	--
651120	10	651030	Black Phosphate	1/4-20	1-1/4"	651163	Economy	Black Zinc	--
651121	10	651031	Black Phosphate	1/4-20	1-1/2"	651163	Economy	Black Zinc	--
651483	10	651489	Black Phosphate	1/4-20	2-1/2"	651163	Economy	Black Zinc	--
651199	15	651049	Black Phosphate	5/16-18	1/2"	651097	Economy	Black Zinc	--
651267	15	651250	Stainless Steel	5/16-18	1/2"	651288	Economy	Stainless Steel	--
651201	15	651050	Black Phosphate	5/16-18	5/8"	651097	Economy	Black Zinc	--
651209	15	651050	Black Phosphate	5/16-18	5/8"	651097	Economy	Black Zinc	651081
651268	15	651252	Stainless Steel	5/16-18	5/8"	651288	Economy	Stainless Steel	--
651202	15	651052	Black Phosphate	5/16-18	3/4"	651097	Economy	Black Zinc	--
651213	15	651052	Black Phosphate	5/16-18	3/4"	651097	Economy	Black Zinc	651081
651215	15	651052	Black Phosphate	5/16-18	3/4"	651645	Drop-In	Bright Zinc	651081
651205	15	651057	Black Phosphate	5/16-18	7/8"	651097	Economy	Black Zinc	--
651207	15	651057	Black Phosphate	5/16-18	7/8"	651645	Drop-In	Bright Zinc	--
651198	15	651057	Black Phosphate	5/16-18	7/8"	651078	Hex Nut	Black Zinc	651081
651217	15	651059	Black Phosphate	5/16-18	1"	651097	Economy	Black Zinc	651081
651482	15	651060	Black Phosphate	5/16-18	1-1/4"	651097	Economy	Black Zinc	--
651487	15	651064	Black Phosphate	5/16-18	1-1/2"	651097	Economy	Black Zinc	--
651485	15	651654	Black Phosphate	5/16-18	3"	651097	Economy	Black Zinc	--
651486	15	651488	Black Phosphate	5/16-18	3-1/2"	651097	Economy	Black Zinc	--

Fractional Fasteners

FLANGED BUTTON HEAD SOCKET CAP SCREWS



- Grade 8 or stronger
- Alloy steel
- ANSI B18.3 rating



ITEM#	FINISH	A	B	C	D	E
651169	Black Phosphate	1/4 20	3/8"	.130"	.540"	3/16
651136	Black Phosphate	1/4 20	1/2"	.130"	.540"	3/16
651026	Black Phosphate	1/4 20	3/4"	.130"	.540"	3/16
651135	Black Phosphate	5/16 18	1/2"	.174"	.675"	1/4
651134	Black Phosphate	5/16 18	11/16"	.174"	.675"	1/4
651634*	Black Phosphate	5/16 18	11/16"	.174"	.675"	1/4

* 651634 comes with Loctite

FLANGED BUTTON HEAD SOCKET CAP SCREW COMBINATION PARTS

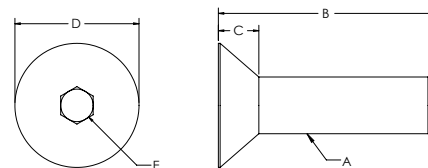
ITEM#	SERIES	BOLT ITEM	FINISH	THREAD	LENGTH	TNUT ITEM	TNUT TYPE	FINISH	WASHER ITEM
651166	10	651169	Black Phosphate	1/4-20	3/8"	651163	Economy	Black Zinc	--
651130	10	651136	Black Phosphate	1/4-20	1/2"	651163	Economy	Black Zinc	--
651224	10	651136	Black Phosphate	1/4-20	1/2"	651326	Drop-In	Bright Zinc	--
651142	10	651136	Black Phosphate	1/4-20	1/2"	651099	DBL Economy	Black Zinc	--
651144	10	651136	Black Phosphate	1/4-20	1/2"	651106	TRPL Economy	Black Zinc	--
651164	10	651026	Black Phosphate	1/4-20	3/4"	651163	Economy	Black Zinc	--
651228	10	651026	Black Phosphate	1/4-20	3/4"	651326	Drop-In	Black Zinc	--
651002	10	651026	Black Phosphate	1/4-20	3/4"	651077	Hex Nut	Black Zinc	651080
651127	15	651135	Black Phosphate	5/16-18	1/2"	651645	Drop-In	Bright Zinc	--
651128	15	651135	Black Phosphate	5/16-18	1/2"	651097	Economy	Black Zinc	--
651000	15	651135	Black Phosphate	5/16-18	1/2"	651098	DBL Economy	Black Zinc	--
651132	15	651134	Black Phosphate	5/16-18	11/16"	651645	Drop In	Bright Zinc	--
651210	15	651134	Black Phosphate	5/16-18	11/16"	651078	Hex Nut	Black Zinc	651081
651129	15	651134	Black Phosphate	5/16-18	11/16"	651097	Economy	Black Zinc	--
651141	15	651134	Black Phosphate	5/16-18	11/16"	651098	DBL Economy	Black Zinc	--
651143	15	651134	Black Phosphate	5/16-18	11/16"	651104	TRPL Economy	Black Zinc	--
651635*	15	651634	Black Phosphate	5/16-18	11/16"	651097	Economy	Black Zinc	--
651636*	15	651634	Black Phosphate	5/16-18	11/16"	651098	DBL Economy	Black Zinc	--
651637*	15	651634	Black Phosphate	5/16-18	11/16"	651104	TRPL Economy	Black Zinc	--

* Comes with Loctite bolts

FLATHEAD SOCKET CAP SCREWS



- Grade 8 or stronger
- Alloy steel
- ANSI B18.3 rating



ITEM#	FINISH	A	B	C	D	E
651466	Black Phosphate	6-32	1/2"	0.097"	0.285"	5/64
651188	Black Phosphate	6-32	3/8"	0.097"	0.285"	5/64
651005	Black Phosphate	10-32	1/2"	0.127"	0.385"	1/8
651179	Black Phosphate	10-32	1/2"	0.127"	0.385"	1/8
651178	Black Phosphate	1/4-20	1/2"	0.161"	0.505"	5/32
651180	Black Phosphate	1/4-20	5/8"	0.161"	0.505"	5/32
651540	Black Phosphate	1/4-20	3/4"	0.161"	0.505"	5/32
651181	Black Phosphate	5/16-18	5/8"	0.198"	0.628"	3/16
651182	Black Phosphate	5/16-18	3/4"	0.198"	0.628"	3/16
658017	Black Phosphate	5/16-18	1"	0.198"	0.628"	3/16
651187	Black Phosphate	3/8-16	3/4"	0.234"	0.751"	7/32

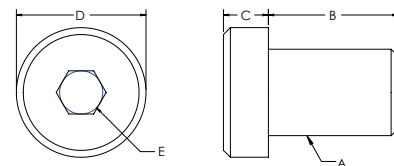
FLATHEAD SOCKET CAP SCREW COMBINATION PARTS

ITEM#	SERIES	BOLT ITEM	FINISH	THREAD	LENGTH	TNUT ITEM	TNUT TYPE	FINISH
651185	10	651178	Black Phosphate	1/4-20	1/2"	651163	Economy	Black Zinc
651186	10	651178	Black Phosphate	1/4-20	1/2"	651158	Drop-In	Black Zinc
651545	10	651180	Black Phosphate	1/4-20	5/8"	651105	Economy	Black Zinc
651183	15	651181	Black Phosphate	5/16-18	5/8"	651097	Economy	Black Zinc
651184	15	651181	Black Phosphate	5/16-18	5/8"	651645	Drop-In	Bright Zinc

LOWHEAD SOCKET CAP SCREWS



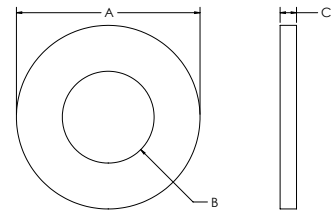
- Grade 8 or stronger
- Alloy steel
- ANSI B18.3 rating



ITEM#	FINISH	A	B	C	D	E
651474	Black Phosphate	1/4-20	3/8"	.123"	0.372"	.125"
651003	Black Phosphate	1/4-20	1"	.123"	0.372"	.125"
651004	Black Phosphate	5/16-18	1-1/4"	.154"	0.434"	.156"

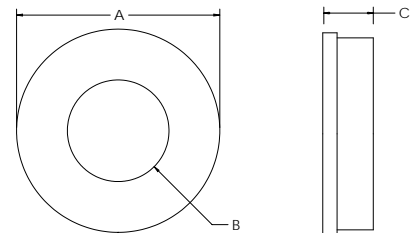
Fractional Fasteners

WASHERS



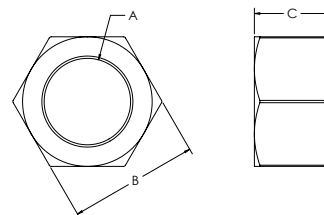
ITEM#	FINISH	TYPE	A	B	C
651016	Black Zinc	10-32	.500"	.219"	.050"
651080	Black Zinc	1/4"	.625"	.291"	.060"
651559	Black Zinc	1/4"	.625"	.291"	.125"
651081	Black Zinc	5/16"	.688"	.354"	.069"
651082	Black Zinc	3/8"	.813"	.415"	.069"
651083	Black Zinc	1/2"	1.063"	.531"	.095"
651279	Stainless	1/4"	.625"	.281"	.048"
651280	Stainless	5/16"	.745"	.344"	.048"

WASHERS WITH RUBBER SEAL



ITEM#	FINISH	TYPE	A	B	C
683422	Stainless Steel	1/4"	.500"	.260"	.100"
683139	Stainless Steel	5/16"	.625"	.330"	.100"

HEX NUTS



ITEM#	FINISH	A	B	C
651014	Black Zinc	10-32	.375"	.125"
651077	Black Zinc	1/4-20	.438"	.215"
651277	Stainless Steel	1/4-20	.433"	.219"
651078	Black Zinc	5/16-18	.500"	.261"
651310	Bright Zinc	5/16-18	.500"	.328"
651278	Stainless Steel	5/16-18	.494"	.265"
651079	Black Zinc	3/8	.553"	.328"

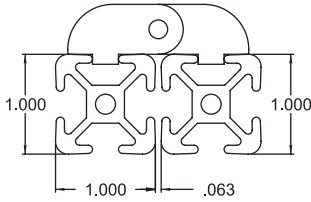
CONTENT

05 TSLOTS Hardware

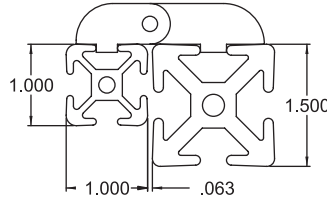
Hinges	118-126
Handles	126-129
Door Catches	129-134
Door Slide Track	135
Cup Holder	135
Tube Clamps	136
End Caps	137
Tool Hangers & Slot Covers	138-139
Manifold Plates	139-143
Binder & Sensor Blocks	144-145
Casters	146-150
Caster Base Plates	151-152
Glides, Mounts And Feet	153-155
Base Plates	156-159
Base Plate - Floor Mounts	160
45° Supports	161
Pivot Joints	162
Dynamic Hinges & Arms	163-166
Dynamic Hinge Assemblies	167-172
Pivot Bracket - 90°	173
Structural Hinges & Arms	174-178
Structural Hinges Assemblies	179-184

05 HARDWARE FRACTIONAL

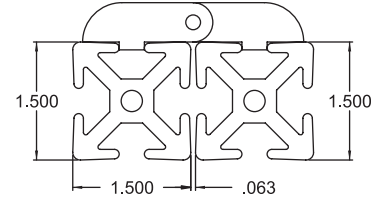
TSLOTS Hardware



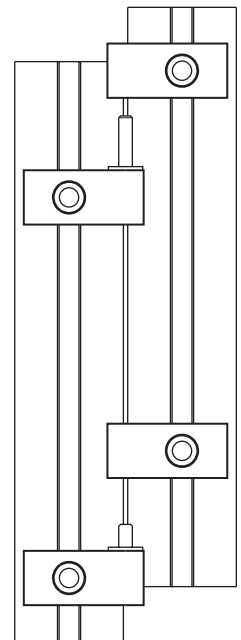
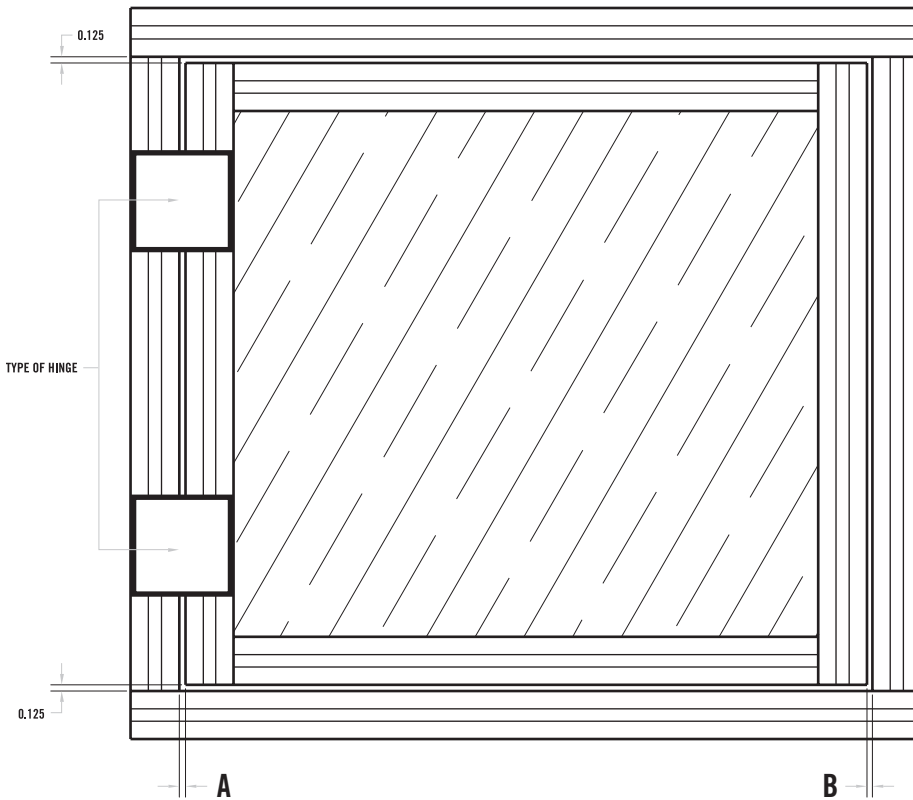
10 Series



10 to 15 Series



15 Series



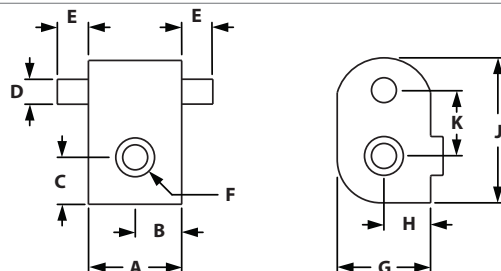
HINGE TYPE	DIMENSION A	DIMENSION B
15 S Lift Off Hinge Assembly	.063"	.187"
10 S Lift Off Hinge Assembly	.063"	.187"
10 S to 15 S Lift Off Hinge Assembly	.063"	.187"
15 S Aluminum Hinge (655082)	.125"	.125"
10 S Aluminum Hinge (655083)	.063"	.187"
10 S to 15 S Aluminum Hinge (655081)	.125"	.125"

* Note: For all doors, make the door .25" smaller in height and width than the door frame.

LIFT OFF HINGES



- Stronger connection
- Longer lasting dowel pin and bronze bushing
- Mounting fasteners included



RIGHT HAND HINGES

ITEM#	SERIES	PIN	A	B	C	D	E	F	G	H	J	K
655070	10	Long	.750"	.375"	.377"	.250"	.750"	10-32	.500"	.250"	1.156"	.529"
655072	10	Short	.750"	.375"	.377"	.250"	.360"	10-32	.500"	.250"	1.156"	.529"
655089	15	Long	.750"	.375"	.625"	.250"	.750"	1/4-20	.500"	.250"	1.655"	.780"
655091	15	Short	.750"	.375"	.625"	.250"	.360"	1/4-20	.500"	.250"	1.655"	.780"

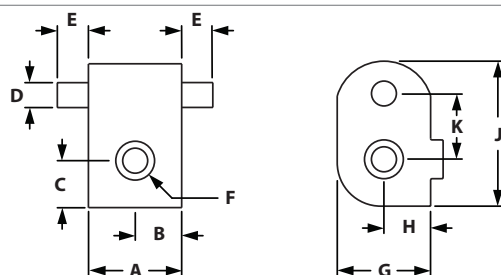
LEFT HAND HINGES

ITEM#	SERIES	PIN	A	B	C	D	E	F	G	H	J	K
655071	10	Long	.750"	.375"	.377"	.250"	.750"	10-32	.500"	.250"	1.156"	.529"
655073	10	Short	.750"	.375"	.377"	.250"	.360"	10-32	.500"	.250"	1.156"	.529"
655090	15	Long	.750"	.375"	.625"	.250"	.750"	1/4-20	.500"	.250"	1.655"	.780"
655092	15	Short	.750"	.375"	.625"	.250"	.360"	1/4-20	.500"	.250"	1.655"	.780"

TWO PIN HINGES



- Stronger connection
- Longer lasting dowel pin and bronze bushing
- Mounting fasteners included



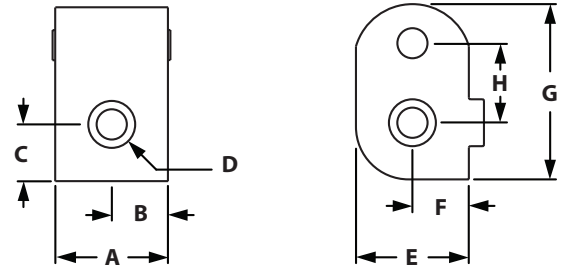
ITEM#	SERIES	A	B	C	D	E	F	G	H	J	K
655075	10	.750"	.375"	.377"	.250"	.360"	10-32	.500"	.250"	1.156"	.529"
655094	15	.750"	.375"	.625"	.250"	.360"	1/4-20	.500"	.250"	1.655"	.780"

Lift Off Hinges

HINGE BUSHINGS



- Bushing for lift off hinges to create assemblies
- Bronze bushing used for durability
- Mounting fasteners included



ITEM#	SERIES	A	B	C	D	E	F	G	H	J	K
655074	10	.750"	.375"	.377"	N/A	N/A	10-32	.500"	.250"	1.156"	.529"
655093	15	.750"	.375"	.625"	N/A	N/A	1/4-20	.500"	.250"	1.655"	.780"

INCLUDED FASTENERS

SERIES	QTY	BOLT #	BOLT DESCRIPTION	TNUT #	TNUT DESCRIPTION
10	1	651010	10-32 x 1/2" SHCS	651096	Economy
15	1	651024	1/4-20 x 5/8" SHCS	651105	Economy

LIFT OFF HINGE ASSEMBLIES



- Lift off hinge assemblies come with 2 mating bushings and 1 left and 1 right standard short or long hinge
- Mounting fasteners included

ASSEMBLY PARTS

ITEM#	SERIES	STYLE	BUSHING (QTY)	SHORT PIN (QTY)	LONG PIN (QTY)
655062	10	Right Hand	655074 (2)	655072 (1)	655070 (1)
655063	10	Left Hand	655074 (2)	655073 (1)	655071 (1)
655100	15	Right Hand	655093 (2)	655091 (1)	655089 (1)
655101	15	Left Hand	655093 (2)	655092 (1)	655090 (1)

HEAVY LIFT OFF HINGE ASSEMBLIES



- Heavy lift off hinge comes with 1 mating bushing and 2 hinges.
- Hinges are on both sides of bushings so can be used as left or right hinge assemblies
- Mounting fasteners included
- Available in short pin hinges only

ITEM#	SERIES	STYLE	BUSHING (QTY)	ASSEMBLY PARTS	
				LEFT HINGE (QTY)	RIGHT HINGE (QTY)
655064	10	Left & Right	655074 (1)	655073 (1)	655072 (1)
655102	15	Left & Right	655093 (1)	655092 (1)	655091 (1)

TRANSITION LIFT OFF HINGE ASSEMBLIES



- Transitions from 10s to 15s extrusions
- Mounting fasteners included

ITEM#	SERIES	STYLE	BUSHING (QTY)	ASSEMBLY PARTS	
				SHORT HINGE (QTY)	LONG HINGE (QTY)
655097	10 to 15	Right Hand	655074 (2)	655091 (1)	655089 (1)
655098	10 to 15	Left Hand	655074 (2)	655092 (1)	655090 (1)

TRANSITION HEAVY LIFT OFF HINGE ASSEMBLY



- Transitions from 10s to 15s extrusions
- Hinges are on both sides of bushings so can be used as left or right hinge assemblies
- Mounting fasteners included
- Available in short pin hinges only

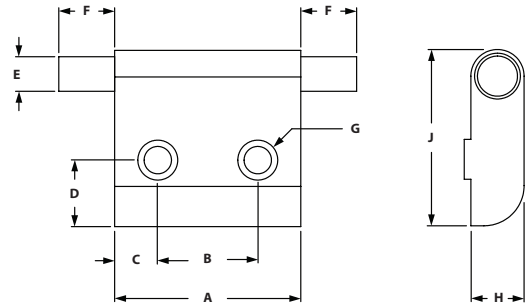
ITEM#	SERIES	STYLE	BUSHING (QTY)	ASSEMBLY PARTS	
				LEFT HINGE (QTY)	RIGHT HINGE (QTY)
655099	10 to 15	Left & Right	655074 (1)	655092 (1)	655091 (1)

Heavy Duty Lift Off Hinges

HEAVY DUTY LIFT OFF HINGES



- Heavy duty lift off hinges are stronger and more durable than standard lift off hinges
- Mounting fasteners included



RIGHT HAND HINGES

ITEM#	SERIES	PIN	A	B	C	D	E	F	G	H	J
699737	15	Short	1.750"	.940"	.405"	.625"	.250"	.360"	.257"	.500"	1.657"
699738	15	Long	1.750"	.940"	.405"	.625"	.250"	.750"	.257"	.500"	1.657"

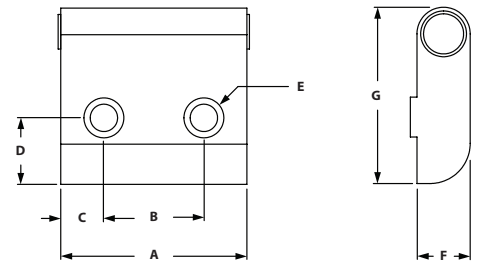
LEFT HAND HINGES

ITEM#	SERIES	PIN	A	B	C	D	E	F	G	H	J
699735	15	Short	1.750"	.940"	.405"	.625"	.250"	.360"	.257"	.500"	1.657"
699736	15	Long	1.750"	.940"	.405"	.625"	.250"	.750"	.257"	.500"	1.657"

HEAVY DUTY HINGE BUSHINGS



- Heavy duty bushing for lift off hinges to create assemblies
- Bronze bushing used for durability
- Mounting fasteners included



ITEM#	SERIES	A	B	C	D	E	F	G
699739	15	1.750"	.940"	.405"	.625"	.257"	.500"	1.657"

INCLUDED FASTENERS

SERIES	QTY	BOLT #	BOLT DESCRIPTION	TNUT #	TNUT DESCRIPTION
15	2	651024	1/4-20 x 5/8" SHCS	651105	Economy

HEAVY DUTY LIFT OFF HINGE ASSEMBLIES



- Heavy duty hinge assembly comes with 1 bushing and 1 left or right hinge
- Short and long pins are available
- Mounting fasteners included

ASSEMBLY PARTS

ITEM#	SERIES	PIN	STYLE	BUSHING (QTY)	HINGE (QTY)
699730	15	Short	Left Hand	699739 (1)	699735 (1)
699731	15	Short	Right Hand	699739 (1)	699737 (1)
699732	15	Long	Left Hand	699739 (1)	699736 (1)
699733	15	Long	Right Hand	699739 (1)	699738 (1)

HEAVY DUTY LIFT OFF PAIR HINGE ASSEMBLIES



- Heavy duty lift off pair assembly comes with 2 bushings and 1 short and long hinge
- Available in left and right hand
- Mounting fasteners included

ASSEMBLY PARTS

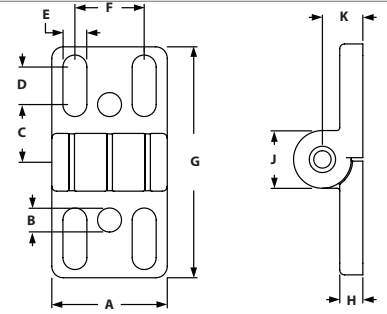
ITEM#	SERIES	STYLE	BUSHING (QTY)	SHORT HINGE (QTY)	LONG HINGE (QTY)
699726	15	Left Hand	699739 (2)	699735 (1)	699736 (1)
699727	15	Right Hand	699739 (2)	699737 (1)	699738 (1)

Hinges

UNIVERSAL DOOR HINGE W/ OBLONG HOLES



- Hinges panels or extrusions
- Oblong holes allow you to adjust the gap of the door or panel
- Die-cast black powder coated
- .575" gap when using 10s profiles



ITEM#	SERIES	A	B	C	D	E	F	G	H	J	K
655768	10/15	1.575"	.327"	.787"	.512"	.327"	.950"	3.150"	.315"	.787"	.552"

RECOMMENDED FASTENERS(TO EXTRUSION SLOT)

ITEM#	SERIES	QTY	BOLT	TNUT	WASHER
651240	10	4	1/4-20 x 5/8" BHSCS	Economy	Yes
651213*	15	4	5/16-18 x 3/4" SHCS	Economy	Yes

*Combination part

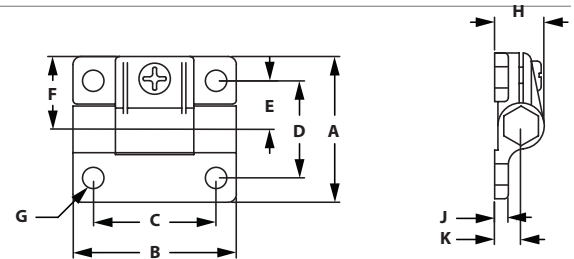
RECOMMENDED FASTENERS (TO PANEL)

ITEM#	SERIES	QTY	BOLT	HEX NUT	WASHER
651055, 651081, 651078	15	4	5/16-18 x 7/8" BHSCS	Yes	Yes

PLASTIC ADJUSTABLE HINGES



- Allows you to mount plastic panels and doors directly to TSLOTS
- Adjustable hinge allows you to increase or decrease pivot tension
- Adjustable Hinges are not suitable for hinging two TSLOTS extrusions together



ITEM#	SERIES	A	B	C	D	E	F	G	H	J	K
655078	10	1.440"	1.690"	1.250"	1.000"	.500"	.720"	.197"	.500"	.230"	.270"
655077	15	2.250"	2.500"	1.880"	1.500"	.750"	1.125"	.270"	.770"	.200"	.410"

RECOMMENDED FASTENERS (MOUNT TO EXTRUSION)

ITEM#	SERIES	QTY	BOLT	TNUT
651204	10	2	10-32 x 3/8" SHCS	Economy
651023 & 651105	15	2	1/4-20 x 5/8" BHSCS	Economy

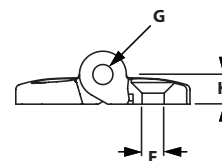
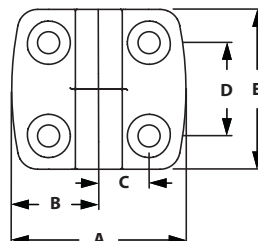
RECOMMENDED FASTENERS (TO PANEL)

ITEM#	SERIES	QTY	BOLT	HEX NUT	WASHER
651206	10	2	10-32 x 5/8" SHCS	Yes	Yes
651216	15	2	1/4-20 x 3/4" BHSCS	Yes	Yes

PLASTIC LIFT OFF HINGES



- Hinges panels or extrusions
- Black fiberglass reinforced nylon, stainless steel bolt



ITEM#	SERIES	LIFT OFF	A	B	C	D	E	F	G	H
655771	10	Right Hand	2.046"	1.023"	.590"	1.102"	1.890"	.260"	.551"	0.354
655770	10	Left Hand	2.046"	1.023"	.590"	1.102"	1.890"	.260"	.551"	0.354
655774	15	Right Hand	2.794"	1.397"	.787"	1.102"	1.890"	.260"	.551"	0.354
655773	15	Left Hand	2.794"	1.397"	.787"	1.102"	1.890"	.260"	.551"	0.354

RECOMMENDED FASTENERS (TO EXTRUSION SLOT)

ITEM#	SERIES	QTY	BOLT	TNUT
651185	10	4	1/4-20 x 1/2" FHSCS	Economy
651545	15	4	1/4-20 x 5/8" FHSCS	Economy

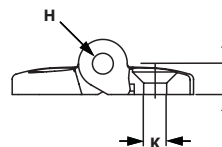
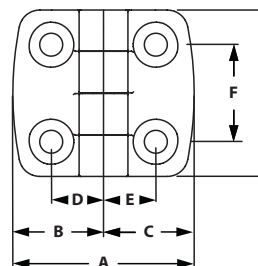
RECOMMENDED FASTENERS (TO PANEL)

ITEM#	SERIES	QTY	BOLT	HEX NUT	WASHER
651540, 651080, 651077	10/15	4	1/4-20 x 3/4" FHSCS	Yes	Yes

PLASTIC HINGES



- Black fiberglass reinforced nylon, stainless steel bolt
- Hinges TSLOTS Extrusions together



ITEM#	SERIES	A	B	C	D	E	F	G	H	J	K
655679	10	2.046"	1.023"	1.023"	.590"	.590"	1.102"	1.890"	.236"	.354"	.260"
655680	15	2.794"	1.397"	1.397"	.787"	.787"	1.102"	1.890"	.236"	.354"	.260"
655772	10 to 15	2.420"	1.023"	1.397"	.590"	.787"	1.102"	1.890"	.236"	.354"	.260"

RECOMMENDED FASTENERS

ITEM#	SERIES	QTY	BOLT	TNUT
651185	10	4	1/4-20 x 1/2" FHSCS	Economy
651545	15	4	1/4-20 x 5/8" FHSCS	Economy

*Transition bracket hardware use 10s and 15s above, use 2 of each

RECOMMENDED FASTENERS (TO PANEL)

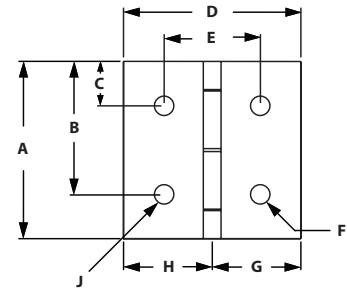
ITEM#	SERIES	QTY	BOLT	HEX NUT	WASHER
651540, 651080, 651077	10/15	4	1/4-20 x 3/4" FHSCS	Yes	Yes

TSLOTS Hardware

ALUMINUM HINGES



- Hinges Tslots extrusions together
- Low profile mounts to Tslots
- Clear anodize finish matches Tslots finish



ITEM#	SERIES	A	B	C	D	E	F	G	H	J	CAPACITY
655083	10	2.000"	1.500"	.500"	2.000"	1.062"	.257"	1.000"	1.000"	.257"	40lbs
655082	15	3.000"	2.250"	.750"	3.000"	1.625"	.328"	1.500"	1.500"	.328"	75lbs
655081	10 to 15	3.000"	2.250"	.750"	2.500"	1.375"	.257"	1.000"	1.500"	.328"	75lbs

RECOMMENDED FASTENERS

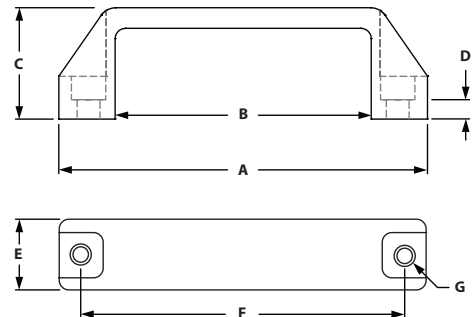
ITEM#	SERIES	QTY	BOLT	TNUT
651166	10	4	1/4-20 x 3/8" FBHSCS	Economy
651128	15	4	5/16-18 x 1/2" FBHSCS	Economy

*Transition hinge hardware use 10s and 15s above, use 2 of each

PLASTIC DOOR HANDLES



- Mounts directly to Tslots or machined panel
- Made of black nylon



ITEM#	SIZE	SERIES	A	B	C	D	E	F	G
655060	Small	10	4.300"	2.900"	1.400"	.240"	.820"	3.600"	.256"
655059	Medium	15	5.370"	3.730"	1.620"	.240"	1.030"	4.500"	.335"
655058	Large	15	7.810"	5.930"	2.000"	.310"	1.180"	6.970"	.335"

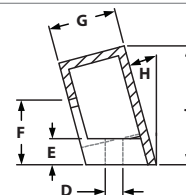
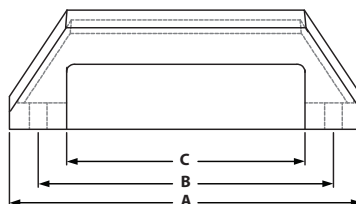
RECOMMENDED FASTENERS

ITEM#	SIZE	SERIES	QTY	BOLT	TNUT
651234	Small	10	2	1/4-20 x 1/2" SHCS	Economy
651201	Medium	15	2	5/16-18 x 5/8" SHCS	Economy
651202	Large	15	2	5/16-18 X 3/4" SHCS	Economy

OFFSET DOOR HANDLE



- Mounts directly in Tslots or machined panel
- Matte glass filled nylon plastic, orange cover strip
- Fasteners included



ITEM#	SERIES	A	B	C	D	E	F	G	H	J
655076	10/15	5.120"	4.290"	3.460"	.260"	.380"	.940"	.980"	15°	1.730"

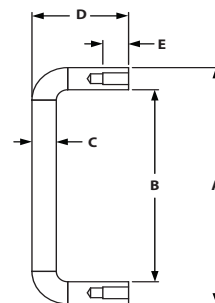
INCLUDED FASTENERS

ITEM#	QTY	DESCRIPTION
651023	2	1/4-20 x 5/8" BHSCS
651025	2	1/4-20 x 3/4" BHSCS
651163	2	1/4-20 Econ Tnut

STEEL DOOR HANDLES



- Mounts directly to panel
- Machining required



ITEM#	SERIES	A	B	C	D	E	F	G
655068	10/15	3.310"	2.690"	.310"	1.230"	.313"	8-32 TAP	3.000"

INCLUDED FASTENERS (MOUNT TO 1/4" PANEL)

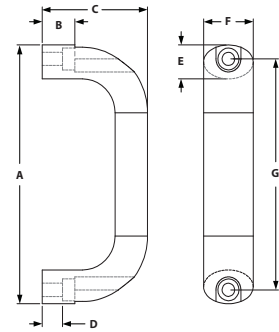
ITEM#	QTY	DESCRIPTION
651006	2	8-32 x 1/2" BHSCS

TSLOTS Hardware

ALUMINUM DOOR HANDLES



- Mounts directly in extrusion slot or machined panel
- Used for 15 series only
- Corrosion resistant



ITEM#	SERIES	A	B	C	D	E	F	G
655562	15	5.120"	.670"	2.170"	.425"	.670"	1.020"	4.570"

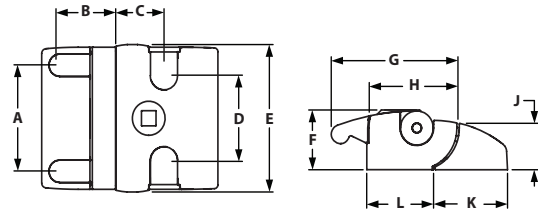
RECOMMENDED FASTENERS

ITEM#	SERIES	QTY	BOLT	TNUT
651117	15	2	1/4-20 x 3/4" SHCS	Economy

SLAM LATCH



- Die-cast black powder coat
- Ideal for cabinets and guarding



ITEM#	TYPE	SERIES	A	B	C	D	E	F	G	H	J	K	L
671072	Universal Key	15	2.205"	1.161"	1.063"	1.772"	3.071"	1.260"	2.717"	1.949"	1.000"	1.555"	1.437"
671073	Unique Key	15	2.205"	1.161"	1.063"	1.772"	3.071"	1.260"	2.717"	1.949"	1.000"	1.555"	1.437"
671074	No Key	15	2.205"	1.161"	1.063"	1.772"	3.071"	1.260"	2.717"	1.949"	1.000"	1.555"	1.437"

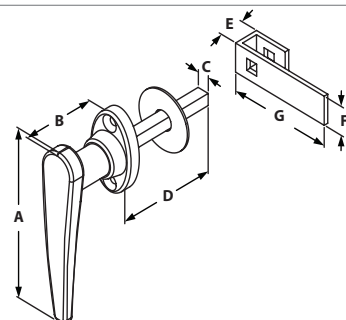
RECOMMENDED FASTENERS

ITEM#	SERIES	QTY	BOLT	TNUT
651023 & 651105	15	4	1/4-20 x 5/8" SHCS	Economy

DELUXE DOOR HANDLE



- Corrosion resistant chrome finish
- Ideal for cabinets and guarding
- Door Latch Milling Machining Service required – item number 660086, page 469

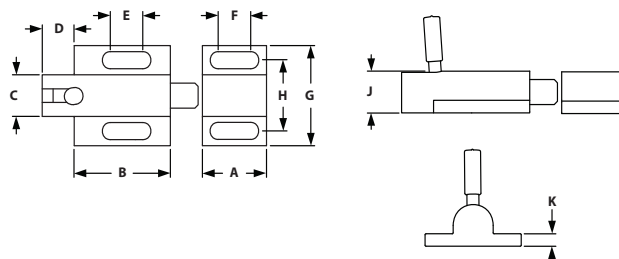


ITEM#	TYPE	SERIES	A	B	C	D	E	F	G
655053	Non-Locking	15	4.375"	2.000"	.312"	2.593"	.750"	.750"	2.750"
655061	Locking	15	4.375"	2.000"	.312"	2.593"	.750"	.750"	2.750"

0° DEADBOLT W/ TOP LATCH



- Positive, spring loaded deadbolt
- Ideal for enclosure doors
- Stainless steel bolt and spring



ITEM#	SERIES	A	B	C	D	E	F	G	H	J	K
655051	10/15	1.000"	1.500"	.625"	.500"	.507"	.500"	1.062"	1.500"	.625"	.187"

INCLUDED FASTENERS

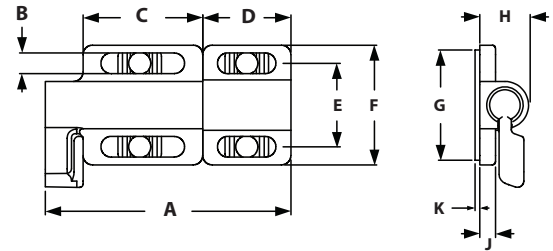
ITEM#	SERIES	QTY	DESCRIPTION
651022	10/15	4	1/4-20 x 1/2" SHCS
651163	10/15	4	1/4-20 Economy T-nut

TSLOTS Hardware

90° DEADBOLT LATCH



- Positive, spring loaded deadbolt
- Ideal for enclosure doors
- Stainless Steel bolt and spring



ITEM#	SERIES	A	B	C	D	E	F	G	H	J	K
655103	10/15	3.071"	.260"	1.496"	1.102"	1.043"	1.496"	1.378"	.630"	.197"	.059"

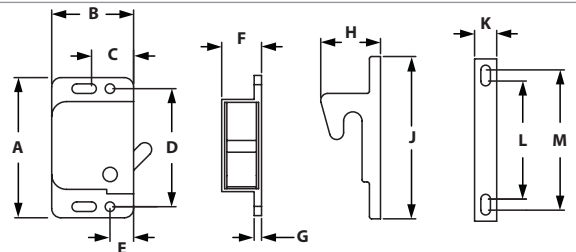
INCLUDED FASTENERS

ITEM#	QTY	DESCRIPTION
651022	4	1/4-20 SHCS
651163	4	1/4-20 Econ Tnut

GRABBER™ DOOR CATCH



- Mounts inside your enclosure
- Push to close, pull to open
- Spring loaded over center action
- 3 pull-up forces to choose from
- Corrosion resistant black ABS



ITEM#	PULL FORCE	SERIES	A	B	C	D	E	F	G	H	J	K	L	M
655067	3 lb	10/15/40	1.900"	1.110"	.570"	1.600"	.320"	.540"	.100"	.810"	2.200"	.300"	1.600"	1.900"
655085	5 lb	10/15/40	1.900"	1.110"	.570"	1.600"	.320"	.540"	.100"	.810"	2.200"	.300"	1.600"	1.900"
655118	10 lb	10/15/40	1.900"	1.110"	.570"	1.600"	.320"	.540"	.100"	.810"	2.200"	.300"	1.600"	1.900"

INCLUDED FASTENERS

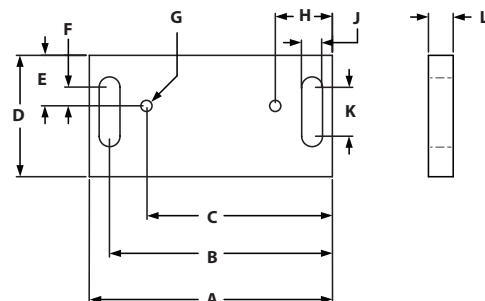
ITEM#	QTY	DESCRIPTION
651020	4	6-32 x 3/8" BHSCS

*Grabber™ Door Catch is a registered trademark of Southco, Inc.

GRABBER™ DOOR CATCH MOUNTING PLATES



◦ Mounts Grabber™ Door Catch to TSLOTS



ITEM#	SERIES	A	B	C	D	E	F	G	H	J	K
655117	10/15	3.000"	2.750"	2.295"	1.500"	.625"	.395"	6-32 Tap	.705"	.257"	.605"

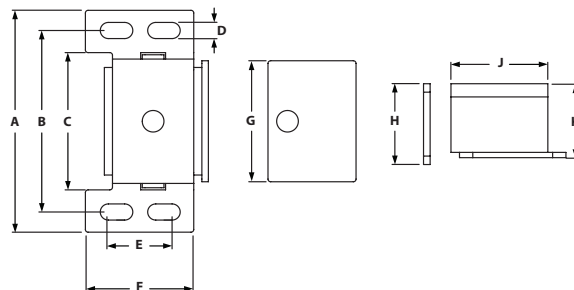
RECOMMENDED FASTENERS

ITEM#	SERIES	QTY	BOLT	TNUT	WASHER
651224	10	2	1/4-20 x 1/2" BHSCS	Drop-In	No
651130	10	2	1/4-20 x 1/2" BHSCS	Economy	No
651156	15	2	1/4-20 x 3/4" BHSCS	Drop-In	Yes
651155	15	2	1/4-20 x 3/4" BHSCS	Economy	Yes

MAGNETIC DOOR CATCH



- Ideal for latching panels in place
- Fasteners included
- To mount to extrusion, use Magnetic Door Catch Bracket above for 0° or 90° connection.



ITEM#	SERIES	A	B	C	D	E	F	G	H	J	K
655087	10/15	2.090"	1.570"	1.220"	.160"	.600"	1.000"	1.130"	.770"	.910"	.700"

INCLUDED FASTENERS

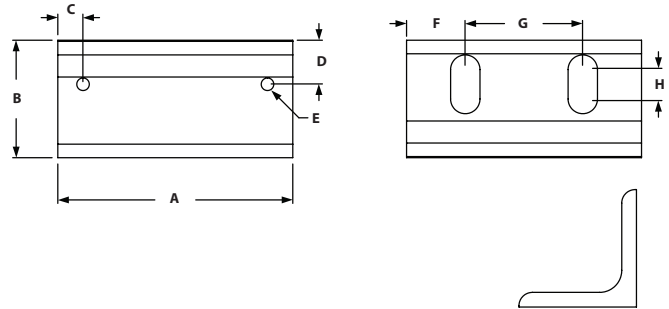
ITEM#	QTY	DESCRIPTION
651466	1	6-32 X 1/2 FHSCS
651020	2	6-32 X 3/8 BHSCS
651465	3	6-32 Black Zinc Tnut

TLOTS Hardware

MAGNETIC DOOR CATCH BRACKET



◦ Use with Magnetic Door Catch



ITEM#	SERIES	A	B	C	D	E-TAP	F	G	H
655471	10/15	2.000"	1.000"	.220"	.380"	6-32	.500"	1.000"	.250"

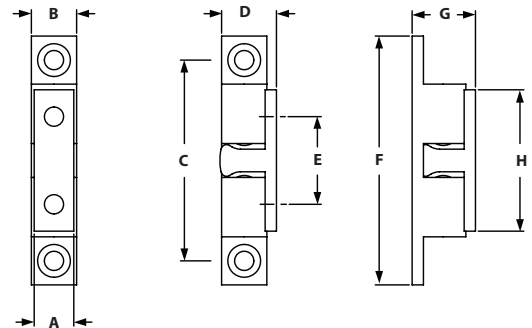
INCLUDED FASTENERS

ITEM#	QTY	DESCRIPTION
651021	2	1/4-20 x 1/2" BHSCS
651080	2	1/4" Washer
651163	2	1/4-20 Econ Tnut

DOUBLE BALL CATCH



◦ Brass - chrome plated
 ◦ Quick catch for doors, adjustable clamping force
 ◦ Can clamp in 2 positions (sideways/front)

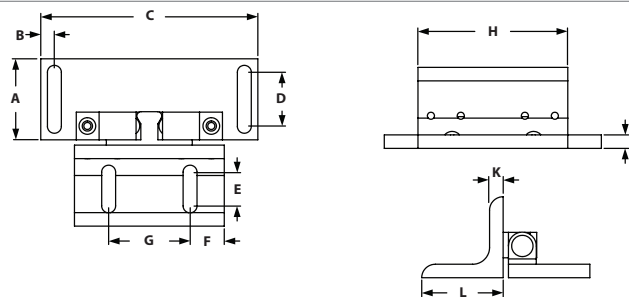


ITEM#	SERIES	A	B	C	D	E	F	G	H
657169	10/15	.472"	.512"	2.283"	.598"	1.181"	2.693"	.713"	1.583"

DOUBLE BALL CATCH ASSEMBLY



- Assembly comes with Ball catch bracket, plate, and Double Ball Catch, fasteners included
- Tension adjustable with two spring-loaded screws
- Strong and durable



ITEM#	SERIES	A	B	C	D	E	F	G	H	J	K	L
699769	10/15	1.500"	.250"	4.000"	1.000"	.625"	.630"	1.500"	2.760"	.250"	.250"	1.500"

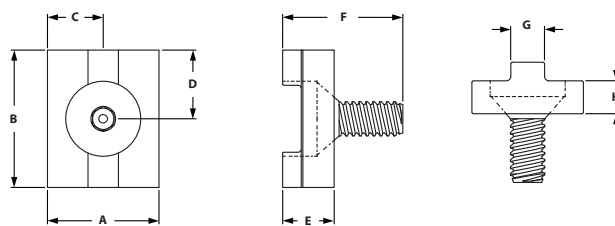
INCLUDED FASTENERS

ITEM#	QTY	DESCRIPTION
657169	1	Double Ball Catch
699766	1	Ball Catch Bracket
699768	1	Ball Catch Plate
651024	4	1/4-20 x 5/8" SHCS
651105	4	1/4-20 Econ Tnut
651680	4	M4 x .8 FHSCS

DOOR GLIDES



- Bolts to profile and rotates and the door moves
- Used for profiles to glide along the profile
- Made from UHMW polyethelene



ITEM#	SERIES	A	B	C	D	E	F	G	H
655065	10	.812"	1.000"	.406"	.500"	.375"	.875"	.246"	.240"
655066	15	1.240"	1.500"	.620"	.750"	.375"	.875"	.308"	.240"

INCLUDED FASTENERS

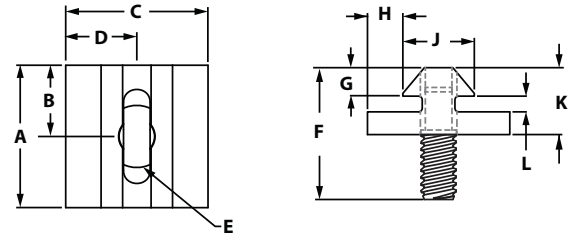
ITEM#	SERIES	QTY	DESCRIPTION
651180	10	1	1/4-20 x 5/8" FHSCS
651182	15	1	5/16-18 x 3/4" FHSCS

TSLOTS Hardware

TOP MOUNT BIFOLD DOOR HANGER



- Allows you to make a sliding or bifold door without using a bottom sliding rail.
- Fastens to extrusion end
- Rotates freely as door pivots
- Made from UHMW polyethelene

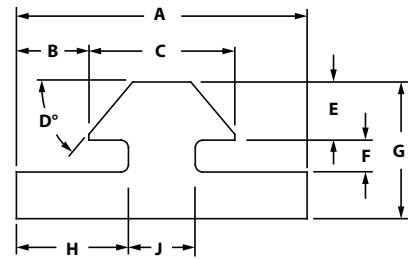


ITEM#	SERIES	THREAD	A	B	C	D	E	F	G	H	J	K	L
655057	10	1/4-20	1.000"	.500"	1.000"	.500"	1/4-20	.920"	.200"	.250"	.500"	.470"	.110"
655050	15	5/16-18	1.500"	.750"	1.500"	.750"	5/16-18	1.710"	.265"	.365"	.770"	.700"	.195"

TOP MOUNT BIFOLD DOOR HANGER PROFILE



- Allows you to make your own door hangers
- Made from UHMW polyethelene

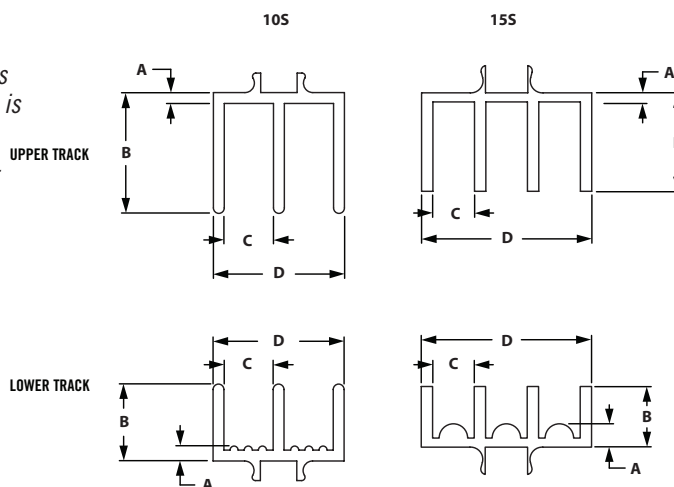



ITEM#	SERIES	LENGTH	A	B	C	D	E	F	G	H	J
657054	10	120"	1.000"	.250"	.500"	50°	.200"	.110"	.470"	.385"	.230"
657087	15	145"	1.500"	.365"	.770"	45°	.265"	.195"	.700"	.600"	.300"

DOOR SLIDE TRACK



- Snaps into T-Slot
- Deeper slot in upper track allows panel to be inserted after frame is assembled
- Radius bearing surface in lower track allows for easier sliding

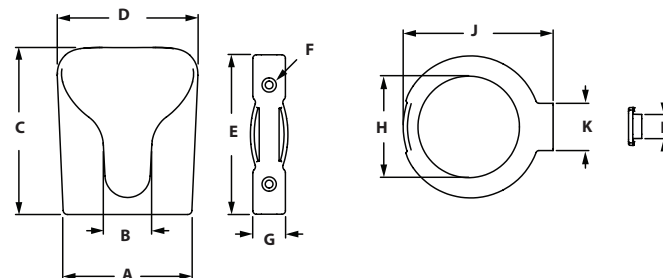


ITEM#	SERIES	TRACK	LENGTH	A	B	C	D
655189	10	Upper	145"	.620"	.688"	.281"	.750"
655188	15	Upper	145"	.060"	.650"	.275"	1.125"
655191	10	Lower	145"	.085"	.438"	.281"	.750"
655190	15	Lower	145"	.154"	.400"	.275"	1.125"

CUP HOLDER



- Black Nylon



ITEM#	SERIES	VERSION	A	B	C	D	E	F	G	H	J	K	L
671078	15	Open Bottom	3.583"	1.339"	4.646"	3.909"	4.409"	.216"	.906"	2.795"	4.173"	1.299"	.276"
671079	15	Closed Bottom	3.583"	1.339"	4.646"	3.909"	4.409"	.216"	.906"	N/A	4.173"	1.299"	.276"

RECOMMENDED FASTENERS

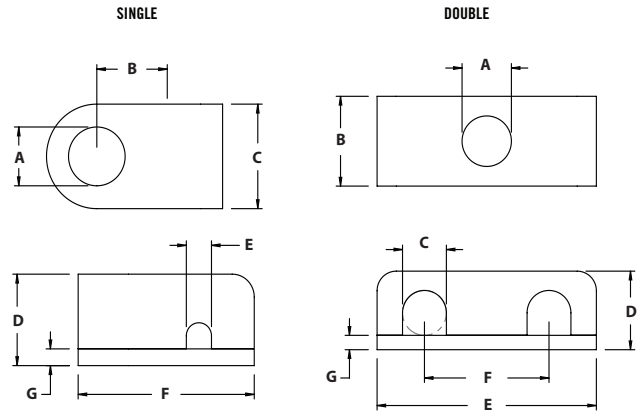
ITEM #'s	QTY	VERSION	DESCRIPTION
682924 & 671338	2	Open Bottom	M5 x 16mm FHSCS & M5 Hammer Nut
651582 & 671338	2	Closed Bottom	M5 x 20mm FHSCS & M5 Hammer Nut

TSLOTS Hardware

TUBE CLAMPS



- Organizes tubes and wires throughout your TSLOTS design
- Attaches easily to T-Slot
- Mounts 1/8" through 1" O.D. tubing and wires
- Oil, chemical and acid resistant
- Stackable design



SINGLE

ITEM#	SERIES	WIRE SIZE	A	B	C	D	E	F	G
655331	10/15	1/8"	.281"	.375"	.500"	.438"	.125"	.875"	.063"
655332	10/15	1/4"	.281"	.375"	.500"	.438"	.250"	.875"	.063"
655333	10/15	3/8"	.281"	.438"	.625"	.563"	.375"	1.063"	.063"
655334	10/15	1/2"	.281"	.563"	.813"	.875"	.500"	1.375"	.063"
655335	10/15	3/4"	.281"	.750"	.813"	1.188"	.750"	1.688"	.063"
655336	10/15	1"	.281"	.750"	.813"	1.188"	1.000"	1.688"	.063"

DOUBLE

ITEM#	SERIES	WIRE SIZE	A	B	C	D	E	F	G
655337	10/15	1/8"	.281"	.500"	.125"	.438"	1.250"	.688"	.063"
655338	10/15	1/4"	.281"	.500"	.250"	.438"	1.250"	.688"	.063"
655339	10/15	3/8"	.281"	.625"	.375"	.563"	1.563"	.875"	.063"
655340	10/15	1/2"	.281"	.813"	.500"	.875"	2.125"	1.188"	.063"
655341	10/15	3/4"	.281"	.813"	.750"	1.188"	2.813"	1.500"	.063"
655342	10/15	1"	.281"	.813"	1.000"	1.188"	2.813"	1.500"	.063"

10S RECOMMENDED FASTENERS

ITEM#	WIRE/TUBE SIZE	QTY	BOLT	TNUT
651117	1/8"	1	1/4-20 x 3/4" SHCS	Economy
651117	1/4"	1	1/4-20 x 3/4" SHCS	Economy
651118	3/8"	1	1/4-20 x 7/8" SHCS	Economy
651120	1/2"	1	1/4-20 x 1-1/4" SHCS	Economy
651121	3/4"	1	1/4-20 x 1-1/2" SHCS	Economy
651121	1"	1	1/4-20 x 1-1/2" SHCS	Economy

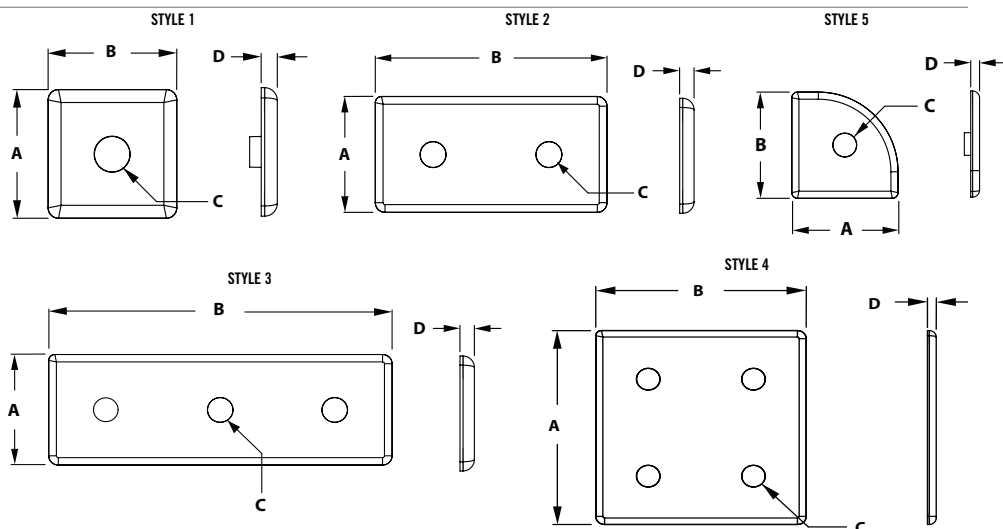
15S RECOMMENDED FASTENERS

BOLT ITEM#	TNUT ITEM#	WIRE/TUBE SIZE	QTY	BOLT	TNUT
651028	651105	1/8"	1	1/4-20 x 7/8" SHCS	Economy
651028	651105	1/4"	1	1/4-20 x 7/8" SHCS	Economy
651029	651105	3/8"	1	1/4-20 x 1" SHCS	Economy
651030	651105	1/2"	1	1/4-20 x 1-1/4" SHCS	Economy
651031	651105	3/4"	1	1/4-20 x 1-1/2" SHCS	Economy
651031	651105	1"	1	1/4-20 x 1-1/2" SHCS	Economy

END CAPS



- Allows you to cap off extrusion ends
- Can be mounted with 1/4-20 or 5/16-18 fasteners (tapped extrusion)



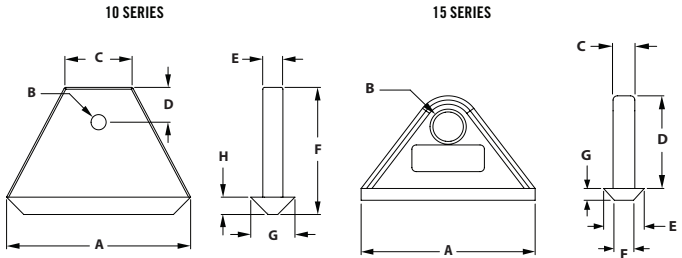

ITEM#	SERIES	MATERIAL	STYLE	A	B	C	D
655000	10	ABS	1	1.000"	1.000"	.280"	.130"
655025	15	ABS	1	1.500"	1.500"	.340"	.130"
655010	10	ABS	2	1.000"	2.000"	.280"	.130"
655035	15	ABS	2	1.500"	3.000"	.340"	.130"
655015	10	ABS	3	1.000"	3.000"	.280"	.130"
655040	15	ABS	3	1.500"	4.000"	.340"	.130"
655020	10	ABS	4	2.000"	2.000"	.280"	.130"
655045	15	ABS	4	3.000"	3.000"	.340"	.130"
655005	10	ABS	5	1.000"	1.000"	.280"	.130"
655030	15	ABS	5	1.500"	1.500"	.340"	.130"

INCLUDED PUSH-IN FASTENERS

ITEM#	SERIES	HOLE DIAMETER
651084	10	.197"
651090	15	.250"

TSLOTS Hardware

TOOL HANGERS



- Ideal for hanging air tools, cable reels, heavy door panels or transporting cables
- Slides into the extrusion end and moves easily in the slot
- 100 lb. Capacity
- Snap Hook Tool “doesn’t” fit 10s hanger

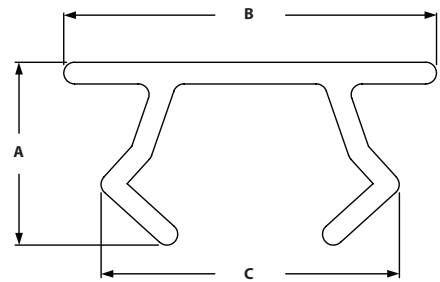
ITEM#	SERIES	A	B	C	D	E	F	G	H
655095	10	2.000"	.164"	.713"	.375"	.218"	1.370"	.480"	.187"
655096	15	2.362"	.413"	.295"	1.299"	.551"	.260"	.165"	N/A

ITEM#	SLOT
671018	Snap Hook Tool

ECONOMY Tslot COVER




- Keeps dust and debris out of the T-slot
- Covers wires and tubes in T-slot
- Variety of colors available



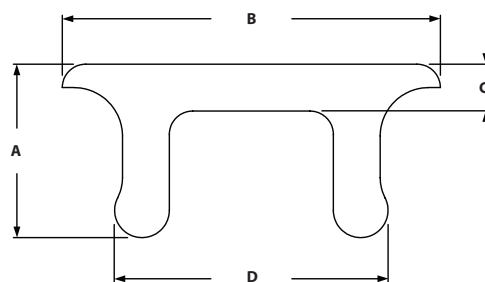
ITEM#	SERIES	LENGTH	COLOR	A	B	C
655520	10	72"	Yellow	.211"	.430"	.313"
655521	10	72"	Black	.211"	.430"	.313"
655522	10	72"	Gray	.211"	.430"	.313"
655523	15	72"	Yellow	.282"	.505"	.416"
655524	15	72"	Black	.282"	.505"	.416"
655525	15	72"	Gray	.282"	.505"	.416"
655526	15	72"	Red	.282"	.505"	.416"
655527	15	72"	Blue	.282"	.505"	.416"
655528	15	72"	Orange	.282"	.505"	.416"

Pressure Manifold Plates

DELUXE T SLOT COVER




- Keeps dust and debris out of the T-slot
- Covers wires and tubes in T-slot
- Thicker and more durable than Economy Tslot Cover

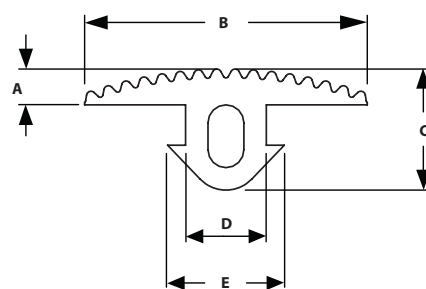


ITEM#	SERIES	LENGTH	COLOR	A	B	C	D
655105	15	96"	Black	.275"	.484"	.080"	.354"
655106	15	96"	Gray	.275"	.484"	.080"	.354"

T SLOT COVER PROFILE




- Can be used as an anti-slip stair tread
- Sold by the meter
- Specify desired length- 50 meters max length

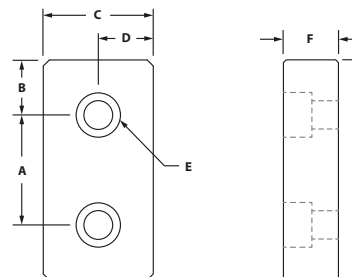


ITEM#	SERIES	A	B	C	D	E
655762	15	.157"	1.224"	.516"	.335"	.472"

2 HOLE BLANK PRESSURE MANIFOLDS



- Compatible with most fluids and gases
- Allows you to pressurize your machine
- 150 p.s.i. maximum pressure



ITEM#	SERIES	A	B	C	D	E-BOLT SIZE	F	G
655257	10	1.000"	.500"	1.000"	.500"	1/4 SHCS	.500"	2.000"
655256	15	1.500"	.750"	1.500"	.750"	5/16 SHCS	.750"	3.000"

INCLUDED FASTENERS

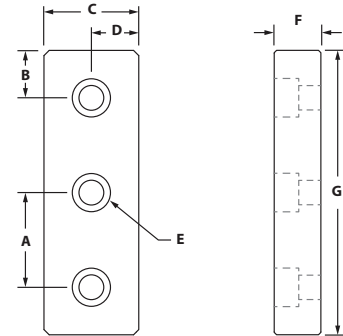
BOLT ITEM	SERIES	BOLT	QTY	GASKET	QTY
651028	10	1/4-20 x 7/8" SHCS	2	655142	1
651059	15	5/16-18 x 1" SHCS	2	655143	1

TSLOTS Hardware

3 HOLE BLANK PRESSURE MANIFOLDS



- Compatible with most fluids and gases
- Allows you to pressurize your machine
- 150 p.s.i. maximum pressure



ITEM#	SERIES	A	B	C	D	E-BOLT SIZE	F	G
655303	10	1.000"	.500"	1.000"	.500"	1/4 SHCS	.500"	3.000"
655150	15	1.500"	.750"	1.500"	.750"	5/16 SHCS	.750"	4.500"

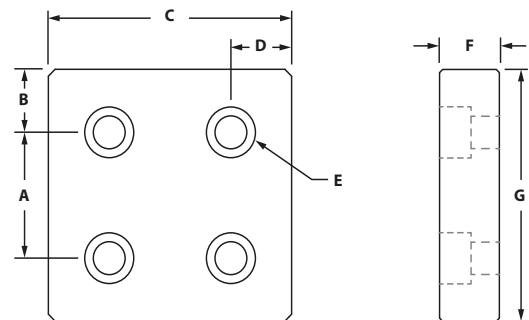
INCLUDED FASTENERS

BOLT ITEM	SERIES	BOLT	QTY	GASKET	QTY
651028	10	1/4-20 x 7/8" SHCS	3	655161	1
651059	15	5/16-18 x 1" SHCS	3	655125	1

4 HOLE BLANK PRESSURE MANIFOLDS



- Compatible with most fluids and gases
- Allows you to pressurize your machine
- 150 p.s.i. maximum pressure



ITEM#	SERIES	A	B	C	D	E-BOLT SIZE	F	G
655258	10	1.000"	.500"	2.000"	.500"	1/4 SHCS	.500"	2.000"
655259	15	1.500"	.750"	3.000"	.750"	5/16 SHCS	.750"	3.000"

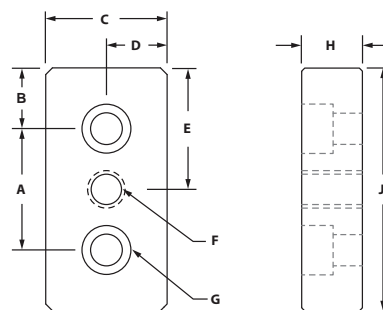
INCLUDED FASTENERS

BOLT ITEM	SERIES	BOLT	QTY	GASKET	QTY
651028	10	1/4-20 x 7/8" SHCS	4	655144	1
651059	15	5/16-18 x 1" SHCS	4	655145	1

3 HOLE END MOUNT PRESSURE MANIFOLDS



- Compatible with most fluids and gases
- Allows you to pressurize your machine
- 150 p.s.i. maximum pressure



ITEM#	SERIES	A	B	C	D	E	F-THREAD	G-BOLT SIZE	H	J
655141	10	1.000"	.500"	1.000"	.500"	1.000"	1/4" NPT	1/4 SHCS	.500"	2.000"
655140	15	1.500"	.750"	1.500"	.750"	1.500"	3/8" NPT	5/16 SHCS	.750"	3.000"

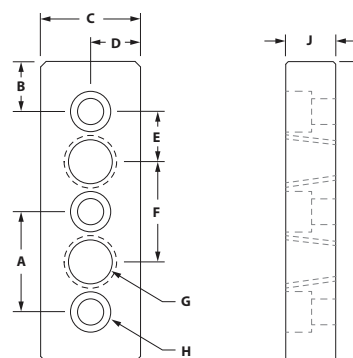
INCLUDED FASTENERS

BOLT ITEM	SERIES	BOLT	QTY	GASKET	QTY
651028	10	1/4-20 x 7/8" SHCS	2	655142	1
651059	15	5/16-18 x 1" SHCS	2	655143	1

5 HOLE END MOUNT PRESSURE MANIFOLDS



- Compatible with most fluids and gases
- Allows you to pressurize your machine
- 150 p.s.i. maximum pressure



ITEM#	SERIES	A	B	C	D	E	F	G-THREAD	H-BOLT SIZE	J	K
655304	10	1.000"	.500"	1.000"	.500"	.500"	1.000"	1/4" NPT	1/4 SHCS	.500"	3.000"
655151	15	1.500"	.750"	1.500"	.750"	.750"	1.500"	3/8" NPT	5/16 SHCS	.750"	4.500"

INCLUDED FASTENERS

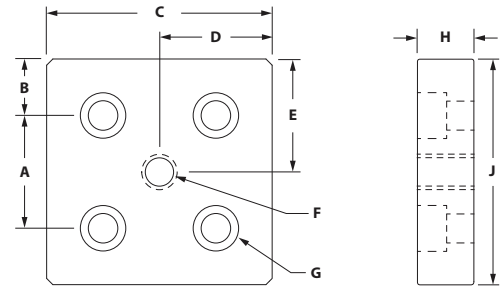
BOLT ITEM	SERIES	BOLT	QTY	GASKET	QTY
651028	10	1/4-20 x 7/8" SHCS	3	655161	1
651059	15	5/16-18 x 1" SHCS	3	655125	1

TSLOTS Hardware

5 HOLE SQUARE END MOUNT PRESSURE MANIFOLDS



- Compatible with most fluids and gases
- Allows you to pressurize your machine
- 150 p.s.i. maximum pressure



ITEM#	SERIES	A	B	C	D	E	F-THREAD	G-BOLT SIZE	H	J
655148	10	1.000"	.500"	2.000"	1.000"	1.000"	3/8" NPT	1/4 SHCS	.500"	2.000"
655149	15	1.500"	.750"	3.000"	1.500"	1.500"	1/2" NPT	5/16 SHCS	.750"	3.000"

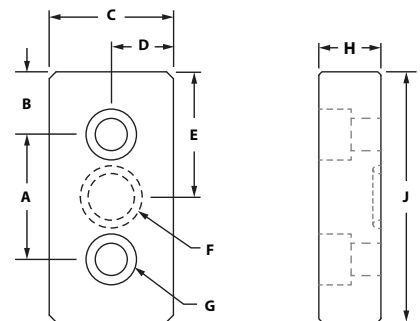
INCLUDED FASTENERS

BOLT ITEM	SERIES	BOLT	QTY	GASKET	QTY
651028	10	1/4-20 x 7/8" SHCS	4	655144	1
651059	15	5/16-18 x 1" SHCS	4	655145	1

BLANK SIDE MOUNT PRESSURE MANIFOLD



- Compatible with most fluids and gases
- Allows you to pressurize your machine
- 150 p.s.i. maximum pressure



ITEM#	SERIES	A	B	C	D	E	F-"O"RING	G-BOLT SIZE	H	J
655308	10	1.000"	.500"	1.000"	.500"	1.000"	1/2" OD	1/4 SHCS	.500"	2.000"
655307	15	1.500"	.750"	1.500"	.750"	1.500"	1" OD	5/16 SHCS	.750"	3.000"

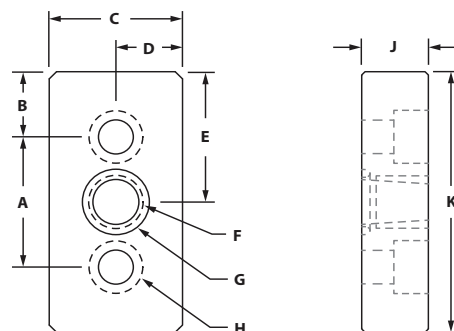
INCLUDED FASTENERS

BOLT ITEM	SERIES	QTY	BOLT	TNUT	TYPE	QTY	"O"RING	QTY
651022	10	2	1/4-20 x 1/2" SHCS	651163	Economy	2	655147	1
651057	15	2	5/16-18 x 7/8" SHCS	651097	Economy	2	655146	1

3 HOLE SIDE MOUNT PRESSURE MANIFOLD



- Compatible with most fluids and gases
- Allows you to pressurize your machine
- 150 p.s.i. maximum pressure



ITEM#	SERIES	A	B	C	D	E	F-THREAD	G-"O"RING	H-BOLT SIZE	J	K
655300	10	1.000"	.500"	1.000"	.500"	1.000"	1/8" NPT	1/2" OD	1/4 SHCS	.500"	2.000"
655301	15	1.500"	.750"	1.500"	.750"	1.500"	1/4" NPT	1" OD	5/16 SHCS	.750"	3.000"
655302	15	1.500"	.750"	1.500"	.750"	1.500"	3/8" NPT	1" OD	5/16 SHCS	.750"	3.000"

INCLUDED FASTENERS

BOLT ITEM	SERIES	QTY	BOLT	TNUT	TYPE	QTY	"O"RING	QTY
651022	10	2	1/4-20 x 1/2" SHCS	651163	Economy	2	655147	1
651057	15	2	5/16-18 x 7/8" SHCS	651097	Economy	2	655146	1

REPLACEMENT GASKETS AND O-RINGS

GASKETS

ITEM#	SIZE	MATERIAL
655142	1" x 2"	CR-20*
655144	2" x 2"	CR-20*
655143	1.5" x 3"	CR-20*
655125	1.5" x 4.5"	CR-20*
655145	3" x 3"	CR-20*

O-Rings

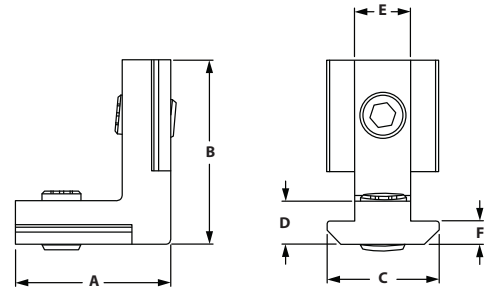
ITEM#	SIZE	MATERIAL
655147	1" x 2"	Rubber
655146	1.5" x 3"	Rubber

TSLOTS Hardware

INNER CONNECTORS



- Connects two extrusions at a 90° angle
- No machining required

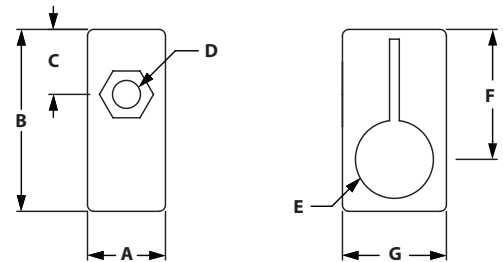


ITEM#	SERIES	A	B	C	D	E	F
671653	10	.827"	.827"	.445"	.177"	.236"	.118"
671654	15	.827"	1.181"	.622"	.307"	.315"	.150"

SENSOR MOUNTING BLOCK



- Attach sensors to extrusion profiles, fully adjustable
- Black, fiberglass reinforced nylon



ITEM#	SERIES	A	B	C	D	E	F	G
655764	10/15	.472"	1.102"	.394"	.169"	.256"	.787"	.630"

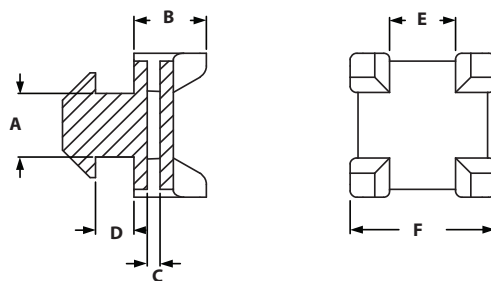
RECOMMENDED FASTENERS

ITEM #'s	SERIES	QTY	DESCRIPTION
658588 & 651467	10	1 Ea	8-32 x 3/4" SHCS & 8-32 Drop-in Tnut
658589 & 651642	15	1 Ea	8-32 x 1" SHCS & 8-32 Drop-in Tnut

CROSS CABLE BINDING BLOCK



- To secure cables to extrusion in two directions
- Can be mounted into the slot by a quarter turn
- Fiberglass reinforced nylon



ITEM#
671042

SERIES
15

A
.315"

B
.433"

C
.079"

D
.157"

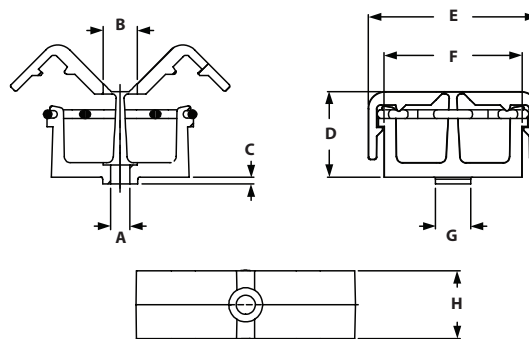
E
.393"

F
.866"

CLIP CABLE BINDER



- Max cable diameter 0.5"
- Fix cables to without need of cable ties
- Can be opened and closed



ITEM#
671089

SERIES
15

A
.177"

B
.315"

C
.181"

D
.787"

E
1.575"

F
1.283"

G
.315"

H
.630"

RECOMMENDED FASTENERS

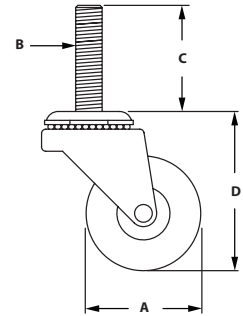
ITEM #'s	SERIES	QTY	DESCRIPTION
658591 & 651642	15	1	8-32 x 5/8" SHCS & 8-32 Drop-In Tnut

Casters

THREADED STEM SWIVEL CASTERS



- Mounts directly to 15S extrusion end or 10S & 15S base plates
- 70-150 lb. Capacity
- See page 154-157 for base plates

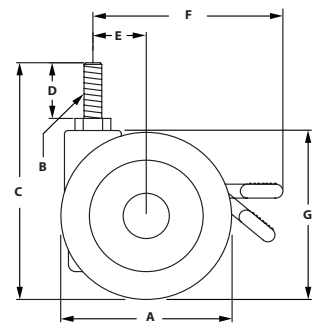


ITEM#	SERIES	CAPACITY	A	B	C	D-LOAD HEIGHT	WHEEL COLOR	BRAKE
655231	10/15	70 lbs	1.620"	3/8-16	1.500"	2.250"	Black	No
655232	10/15	75 lbs	2.000"	3/8-16	1.500"	2.600"	Black	Yes
655233	10/15	95 lbs	3.000"	3/8-16	1.500"	3.600"	Black	Yes
655237	10/15	115 lbs	4.000"	7/16-14	1.500"	4.750"	Black	Yes
655234	10/15	110 lbs	4.000"	7/16-14	1.500"	4.750"	Black	Yes
655235	10/15	125 lbs	5.000"	7/16-14	1.500"	5.800"	Black	Yes
655236	10/15	150 lbs	5.000"	7/16-14	1.500"	5.800"	Black	Yes

FURNITURE STYLE CASTERS



- Brake kits are optional on Furniture Style Casters
- Mounts directly to 15S extrusion end or 10S & 15S base plates
- 165 lb. to 265 lb. Capacity
- See page 154-157 for base plates

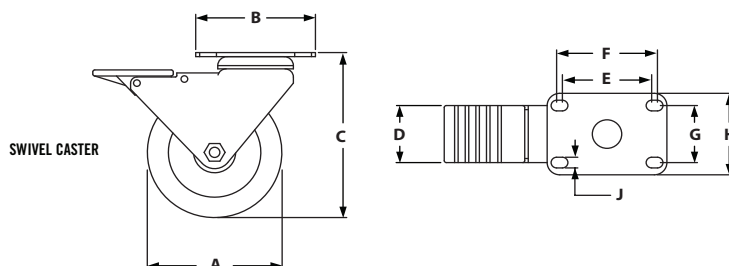
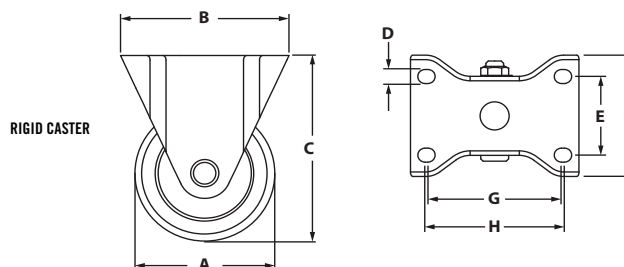


ITEM#	SERIES	CAPACITY	A	B	C	D	E	F	G-LOAD HEIGHT	WHEEL COLOR	BRAKE
655225	10/15	165 lbs	2.850"	3/8-16	4.400"	1.000"	.944"	3.660"	3.150"	Black	No
655226	10/15	165 lbs	2.850"	3/8-16	4.400"	1.000"	.944"	3.660"	3.150"	Black	Yes
655227	10/15	225 lbs	3.930"	3/8-16	5.820"	1.000"	1.370"	4.880"	4.330"	Black	No
655228	10/15	225 lbs	3.930"	3/8-16	5.820"	1.000"	1.370"	4.880"	4.330"	Black	Yes
655229	10/15	265 lbs	4.920"	1/2-13	6.730"	1.000"	1.370"	5.750"	5.240"	Black	No
655230	10/15	265 lbs	4.920"	1/2-13	6.730"	1.000"	1.370"	5.750"	5.240"	Black	Yes

FLANGE MOUNT CASTERS



- 165 lb. to 265 lb. Capacity
- See page 149 for Flange Mount Base Plates



RIGID CASTERS

ITEM#	SERIES	CAPACITY	A	B	C-LOAD HEIGHT	D	E	F	G	H	WHEEL COLOR
655239	10/15	210 lbs	3.000"	3.625"	3.813"	.328"	1.750"	2.375"	2.875"	3.000"	Black
655241	10/15	255 lbs	4.000"	3.625"	5.125"	.328"	1.750"	2.375"	2.875"	3.000"	Grey
655243	10/15	280 lbs	5.000"	3.625"	6.250"	.328"	1.750"	2.375"	2.875"	3.000"	Grey

SWIVEL CASTERS

ITEM#	SERIES	CAPACITY	A	B	C-LOAD HEIGHT	D	E	F	G	H	J	WHEEL COLOR	BRAKE
655245	10/15	210 lbs	3.000"	3.630"	3.820"	1.750"	2.813"	3.063"	1.75	2.500"	.340"	Black	Yes
655247	10/15	255 lbs	4.000"	3.630"	5.062"	1.750"	2.813"	3.063"	1.75	2.500"	.340"	Grey	Yes
655249	10/15	280 lbs	5.000"	3.630"	6.062"	1.750"	2.813"	3.063"	1.75	2.500"	.340"	Grey	Yes

RECOMMENDED FASTENERS (MOUNT TO BASE PLATE)

ITEM#	QTY	BOLT
651050	4	5/16-18 x 5/8" SHCS

Casters

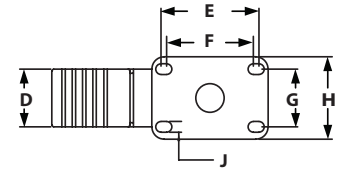
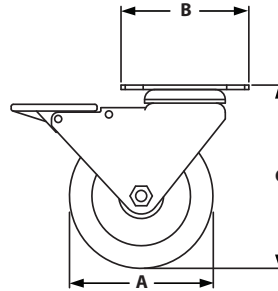
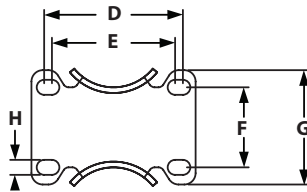
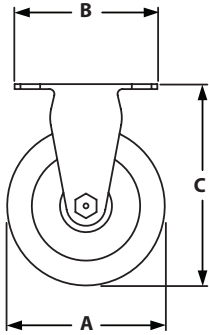
DELUXE FLANGE MOUNT CASTERS



- Total Lock brakes on all swivel casters – Press to lock – Press to unlock
- Double ball hardened raceways
- Zerk fittings in wheel bearing
- See page 149 for Flange Mount Base Plates

RIGID CASTER

SWIVEL CASTER



RIGID CASTERS

ITEM#	SERIES	CAPACITY	A	B	C-LOAD HEIGHT	D	E	F	G	H	J	WHEEL COLOR
655252	10/15	250 lbs	4.000"	3.630"	5.125"	1.750"	3.063"	2.813"	1.750"	2.500"	.340"	Dark Red
655253	10/15	250 lbs	5.000"	3.630"	6.187"	1.750"	3.063"	2.813"	1.750"	2.500"	.340"	Dark Red


SWIVEL CASTERS

ITEM#	SERIES	CAPACITY	A	B	C-LOAD HEIGHT	D	E	F	G	H	WHEEL COLOR	BRAKE
655250	10/15	250 lbs	4.000"	3.630"	5.125"	3.063"	2.813"	1.750"	2.500"	.340"	Dark Red	Yes
655251	10/15	250 lbs	5.000"	3.630"	6.187"	3.063"	2.813"	1.750"	2.500"	.340"	Dark Red	Yes

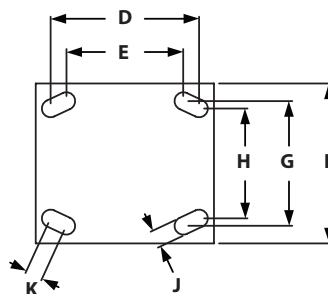
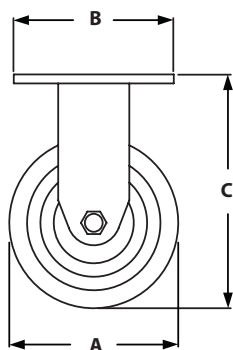
RECOMMENDED FASTENERS (MOUNT TO BASE PLATE)

ITEM#	QTY	BOLT
651050	4	5/16-18 x 5/8" SHCS

HEAVY DUTY FLANGE MOUNT CASTERS



- Comes in 5" and 6" diameters
- 425 lb. to 900 lb. capacity
- See page 150 for Heavy Duty Flange Mount Base Plates



RIGID CASTERS

ITEM#	SERIES	CAPACITY	A	B	C-LOAD HEIGHT	D	E	F	G	H	J	K	WHEEL COLOR	BRAKE
655459	15	425 lbs	5.000"	4.500"	6.500"	3.620"	3.000"	4.000"	3.000"	2.620"	.420"	.562"	Gray	No
655461	15	475 lbs	6.000"	4.500"	7.500"	3.620"	3.000"	4.000"	3.000"	2.620"	.420"	.562"	Black	No
655463	15	750 lbs	5.000"	4.500"	6.500"	3.620"	3.000"	4.000"	3.000"	2.620"	.420"	.562"	Dark Red	No
655465	15	900 lbs	6.000"	4.500"	7.500"	3.620"	3.000"	4.000"	3.000"	2.620"	.420"	.562"	Dark Red	No

SWIVEL CASTERS


ITEM#	SERIES	CAPACITY	A	B	C-LOAD HEIGHT	D	E	F	G	H	J	K	WHEEL COLOR	BRAKE
655458	15	425 lbs	5.000"	4.500"	6.500"	3.620"	3.000"	4.000"	3.000"	2.620"	.420"	.562"	Gray	No
655460	15	475 lbs	6.000"	4.500"	7.500"	3.620"	3.000"	4.000"	3.000"	2.620"	.420"	.562"	Black	No
655462	15	750 lbs	5.000"	4.500"	6.500"	3.620"	3.000"	4.000"	3.000"	2.620"	.420"	.562"	Dark Red	No
655464	15	900 lbs	6.000"	4.500"	7.500"	3.620"	3.000"	4.000"	3.000"	2.620"	.420"	.562"	Dark Red	No

RECOMMENDED FASTENERS (MOUNT TO BASE PLATE)

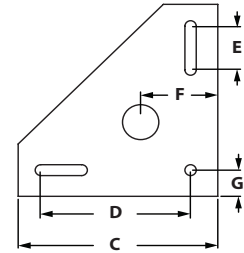
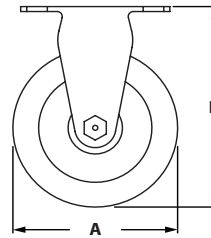
ITEM#	QTY	BOLT
651062	4	3/8-16 x 3/4" SHCS

Casters

TRIANGULAR TOP PLATE CASTERS



- Triangular Top Plate mounts directly to extrusion
- Triangular Top Plate Caster features both swivel and wheel lock



ITEM#	SERIES	CAPACITY	A	B-LOAD HEIGHT	C	D	E	F	G	WHEEL COLOR	BRAKE
655254	10/15	250 lbs	4.000"	5.750"	5.500"	4.125"	1.250"	2.125"	.750"	Green	Yes
655255	10/15	275 lbs	5.000"	5.750"	5.500"	4.125"	1.250"	2.125"	.750"	Green	Yes
681916	10/15	250 lbs	4.000"	5.750"	5.500"	4.125"	1.250"	2.125"	.750"	Gray	Yes
681917	10/15	275 lbs	5.000"	5.750"	5.500"	4.125"	1.250"	2.125"	.750"	Gray	Yes

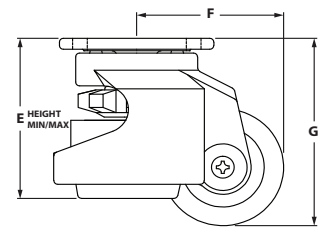
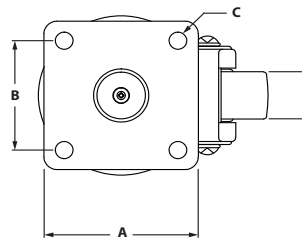
RECOMMENDED FASTENERS

ITEM#	SERIES	QTY	BOLT	TNUT	WASHER
651238	10	3	1/4-20 x 1/2" SHCS	Economy	Yes
651209	15	3	5/16-18 x 5/8" SHCS	Economy	Yes

LEVELING CASTERS



- Leveling and mobility features
- Available in 3 sizes
- See page 150 for base plate options



ITEM#	SERIES	CAPACITY	A	B	C	D	E	F	G	WHEEL COLOR
659433	15	500 lbs	2.874"	2.283"	.276"	.945"	2.705"/3.650"	2.362"	3.229"	Black
680466	15	1300 lbs	3.543"	2.756"	.315"	1.142"	3.429"/4.607"	3.051"	4.016"	Black
655714	15	2200 lbs	3.740"	2.756"	.433"	1.193"	4.035"/5.196"	3.563"	4.724"	Black

RECOMMENDED FASTENERS (MOUNT TO BASE PLATE)

ITEM#	QTY	BOLT	BASE PLATE #	CASTER #
651027	4	1/4-20 x 3/4" SHCS	659432	659433
651052	4	5/16-18 x 3/4" SHCS	680465	680466
651062	4	3/8-16 x 3/4" SHCS	655715	655714

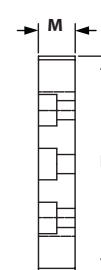
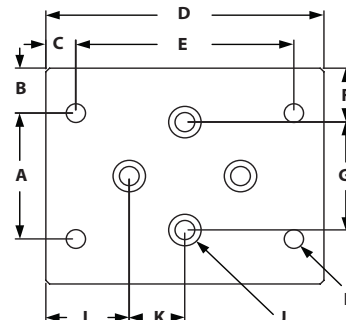
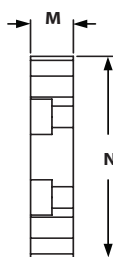
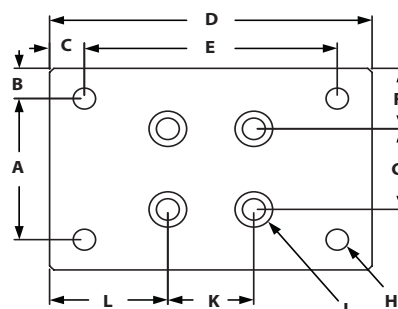
FLANGE MOUNT CASTER BASE PLATE



- Mounts Flange Mount Caster and Deluxe Flange Mount Caster to extrusion
- Mount Base Plate to either extrusion end or slot

STYLE 1

STYLE 2



STYLE 1

ITEM#	SERIES	A	B	C	D	E	F	G	H-TAP	J	K	L	M	N
655279	10	1.750"	.375"	.405"	3.750"	2.940"	.750"	1.000"	5/16-18	1/4-20	1.000"	1.375"	.500"	2.500"
655281	15	1.750"	.625"	.405"	3.750"	2.940"	.750"	1.500"	5/16-18	1/4-20	1.500"	1.375"	.750"	3.000"

STYLE 2

ITEM#	SERIES	A	B	C	D	E	F	G	H-TAP	J	K	L	M	N
655280	10	1.750"	.375"	.405"	3.750"	2.940"	.750"	1.000"	5/16-18	1/4-20	1.000"	1.175"	.500"	2.500"
655287	15	1.750"	.625"	.405"	3.750"	2.940"	.750"	1.500"	5/16-18	1/4-20	1.500"	1.175"	.750"	3.000"

RECOMMENDED FASTENERS (EXTRUSION SLOT)

ITEM#	SERIES	QTY	BOLT	TNUT
651234	10	4	1/4-20 x 1/2" SHCS	Economy
651205	15	4	5/16-18 x 7/8" SHCS	Economy

RECOMMENDED FASTENERS (EXTRUSION END)

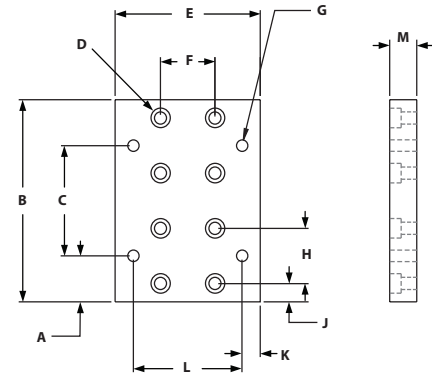
ITEM#	SERIES	QTY	BOLT
651027	10	4	1/4-20 x 1/2" SHCS
651059	15	4	5/16-18 x 1" SHCS

Caster Base Plates

HEAVY DUTY FLANGE MOUNT CASTER PLATE



- Mount heavy duty casters to your TSLOTS frame
- Can mount on side or end of extrusion
- Can also be used as a joining plate



ITEM#	SERIES	A	B	C	D	E	F	G-TAP	H	J	K	L	M
655137	15	1.250"	5.500"	3.000"	5/16-18	4.000"	1.500"	3/8-16	1.500"	.500"	.500"	3.000"	.750"

RECOMMENDED FASTENERS (EXTRUSION SLOT)

ITEM#	SERIES	QTY	BOLT	TNUT
651205	15	8	5/16-18 x 7/8" SHCS	Economy

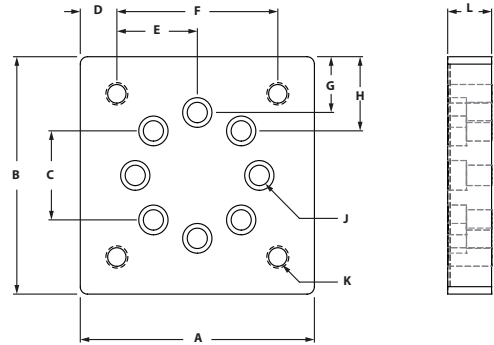
RECOMMENDED FASTENERS (EXTRUSION END)

ITEM#	QTY	BOLT
651059	8	5/16-18 x 1" SHCS

LEVELING CASTER BASE PLATES



- Mount leveling casters to your TSLOTS frame
- Mount Base Plate to either extrusion end or slot
- See page 148 for casters



ITEM#	SERIES	A	B	C	D	E	F	G	H	J	K-THREAD	L
659432	15	3.000"	3.000"	1.500"	.358"	1.142"	2.280"	.440"	.750"	1/4-20 SHCS	1/4-20	.750"
680465	15	3.500"	3.500"	1.500"	.375"	1.375"	2.750"	.689"	1.000"	5/16-18 SHCS	5/16-18	.750"
655715	15	4.000"	4.000"	1.500"	.625"	1.375"	2.750"	.940"	1.250"	5/16-18 SHCS	3/8-16	.750"

RECOMMENDED FASTENERS (EXTRUSION SLOT)

ITEM#	SERIES	QTY	BOLT	TNUT
651205	15	4	5/16-18 x 7/8" SHCS	Economy

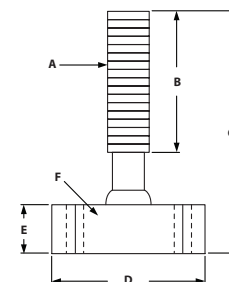
RECOMMENDED FASTENERS (EXTRUSION END)

ITEM#	QTY	BOLT
651060	4	5/16-18 x 1 1/4" SHCS

LARGE BASE GLIDES



- 3/8-16 can mount directly into 15 S extrusion end
- Ideal for heavy duty frames
- Large Base diameter - Nylon
- See pages 154-157 for base plates

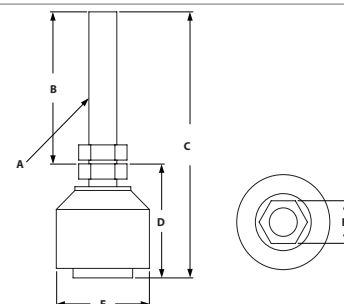


ITEM#	SERIES	A	B	C	D	E	F	LOAD CAPACITY
655167	10/15	3/8-16	3.000"	4.430"	1.970"	.700"	.256"	4000 lbs
655168	10/15	1/2-13	3.000"	4.430"	1.970"	.700"	.256"	4000 lbs
655165	10/15	3/8-16	3.000"	4.430"	3.150"	.700"	.354"	5000 lbs
655166	10/15	1/2-13	3.000"	4.430"	3.150"	.700"	.354"	5000 lbs

ECONOMY ANTI-VIBRATION MOUNT



- Reduces vibration transmission
- Level high precision or computerized machinery
- Gold irridite finish
- Black rubber vibration pad
- See pages 154-157 for base plates

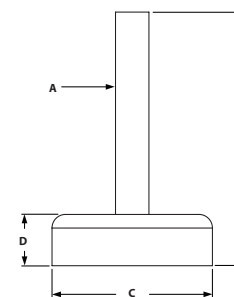


ITEM#	SERIES	A	B	C	D	E	F	LOAD CAPACITY
655185	10/15	3/8-16	2.000"	3.500"	1.500"	1.250"	.562"	100 lbs
655186	10/15	1/2-13	2.000"	3.750"	1.750"	1.875"	.625"	240 lbs
655187	10/15	3/4-10	2.000"	4.125"	2.125"	3.000"	1.062"	650 lbs

NYLON LEVELING FEET




- 3/8 - 16 Foot can mount directly into 15 S extrusion end
- Ideal for light duty machines, cabinets, workstations or office furniture
- Large base diameter - Nylon
- See pages 154-157 for base plates



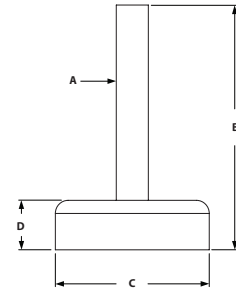
ITEM#	SERIES	A	B	C	D	LOAD CAPACITY
655782	10/15	1/4-20	1.870"	1.570"	.708"	1900 lbs
655789	10/15	5/16-18	3.210"	2.320"	.708"	1900 lbs
655797	10/15	3/8-16	2.710"	3.110"	.708"	1900 lbs
655808	10/15	1/2-13	3.210"	3.890"	.708"	1900 lbs

TSLOTS Hardware

DIE CAST LEVELING FEET



- Threads directly into extrusion end or into 10 and 15 Series base plates
- Ideal for medium duty machines, cabinets, workstations or office furniture
- Large base diameter - Die-cast
- See pages 154-157 for base plates

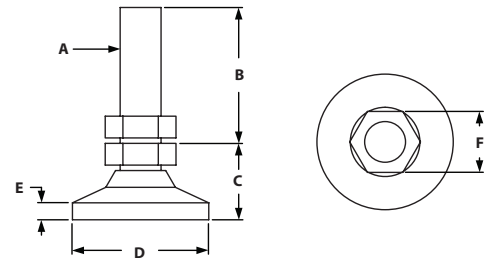


ITEM#	SERIES	A	B	C	D	LOAD CAPACITY
655784	10/15	1/4-20	1.870"	1.570"	0.708	460 lbs
655792	10/15	5/16-18	3.210"	2.320"	0.708	770 lbs
655804	10/15	3/8-16	2.390"	3.110"	0.708	1035 lbs
655801	10/15	1/2-13	3.210"	3.110"	0.708	1035 lbs
655812	10/15	3/4-10	3.710"	3.890"	0.708	5300 lbs

DELUXE LEVELING FEET




- Threads directly into extrusion end or into 10 and 15 Series base plates
- Jam nut included
- Pivots 20 degrees to accommodate uneven floors
- See pages 154-157 for base plates

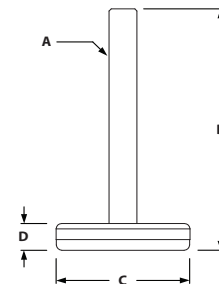


ITEM#	SERIES	A	B	C	D	E	F	LOAD CAPACITY
655175	10/15	1/4-20	1.000"	.970"	1.000"	.156"	.500"	1000 lbs
655634	10/15	5/16-18	1.780"	1.125"	1.250"	.250"	.630"	2300 lbs
655173	10/15	3/8-16	1.710"	1.200"	1.250"	.188"	.625"	3750 lbs
655178	10/15	1/2-13	1.610"	1.500"	1.875"	.250"	.750"	5000 lbs
655180	10/15	3/4-10	1.560"	1.895"	3.000"	.500"	1.062"	7400 lbs

FLOOR GLIDES



- Threads directly into extrusion end or into 10 and 15 Series base plates
- See pages 156-157 for base plates

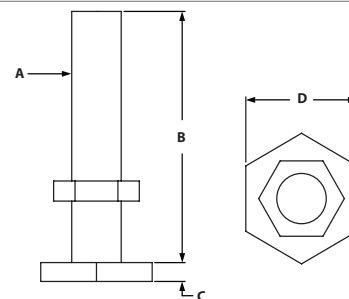


ITEM#	SERIES	A	B	C	D	LOAD CAPACITY
655169	10/15	1/4-20	2.250"	1.200"	.378"	250 lbs
655170	10/15	5/16-18	2.250"	2.030"	.578"	250 lbs
655171	10/15	3/8-16	2.250"	2.400"	.468"	250 lbs
655172	10/15	1/2-13	2.250"	2.800"	.542"	500 lbs

ECONOMY LEVELING FEET

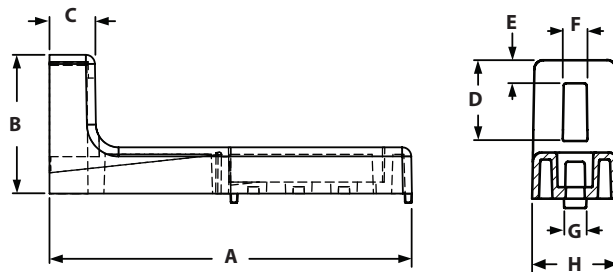


- Threads directly into extrusion end or into 10 and 15 Series base plates
- Jam nut included
- 1050 lb. to 4700 lb. capacity
- See pages 154-157 for base plates



ITEM#	SERIES	A	B	C	D	LOAD CAPACITY
655176	10/15	1/4-20	1.250"	.094"	.563"	1050 lbs
655177	10/15	5/16-18	1.500"	.109"	.750"	1750 lbs
655174	10/15	3/8-16	2.000"	.141"	.875"	2550 lbs
655179	10/15	1/2-13	2.500"	.172"	1.063"	7400 lbs

DIE-CAST FLOOR BRACKET



◦ Adjustable height up to 2.83"

ITEM#	SERIES	A	B	C	D	E	F	G	H
655766	15	6.300"	2.362"	.787"	1.378"	.394"	.394"	.315"	1.496"

RECOMMENDED FASTENER

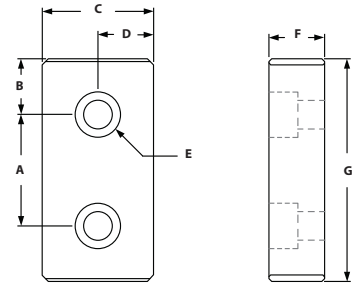
ITEM#	QTY	BOLT	TNUT
651201	3	5/16-18 x 5/8" SHCS	Economy

TSLOTS Hardware

2 HOLE BLANK BASE PLATE



- Mounts leveling feet and threaded stem casters to TSLOTS-requires machining
- Bolts in extrusion end or in T-Slot
- See pages 151-153 for leveling feet
- See page 144 for threaded stem casters



ITEM#	SERIES	A	B	C	D	E-BOLT SIZE	F	G
655662	10	1.000"	.500"	1.000"	.500"	1/4 SHCS	.500"	2.000"
655658	15	1.500"	.750"	1.500"	.750"	5/16 SHCS	.750"	3.000"

RECOMMENDED FASTENERS (EXTRUSION SLOT)

ITEM#	SERIES	QTY	BOLT	TNUT
651234	10	2	1/4-20 x 1/2" SHCS	Economy
651205	15	2	5/16-18 x 7/8" SHCS	Economy

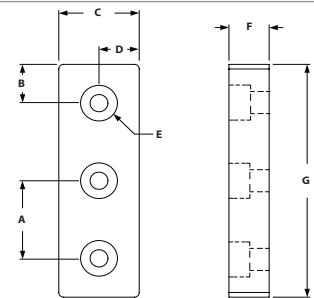
RECOMMENDED FASTENERS (EXTRUSION END)

ITEM#	SERIES	QTY	BOLT
651027	10	2	1/4-20 x 3/4" SHCS
651059	15	2	5/16-18 x 1" SHCS

3 HOLE BLANK BASE PLATE



- Mounts leveling feet and threaded stem casters to TSLOTS-requires machining
- Bolts in extrusion end or in T-Slot
- See pages 151-153 for leveling feet
- See page 144 for threaded stem casters



ITEM#	SERIES	A	B	C	D	E-BOLT SIZE	F	G
655660	15	1.500"	.750"	1.500"	.750"	5/16-18	.750"	4.500"

RECOMMENDED FASTENERS (EXTRUSION SLOT)

ITEM#	SERIES	QTY	BOLT	TNUT
651234	10	3	1/4-20 x 1/2" SHCS	Economy
651205	15	3	5/16-18 x 7/8" SHCS	Economy

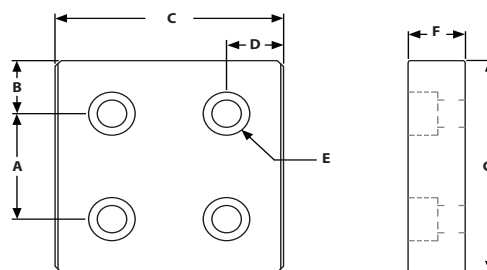
RECOMMENDED FASTENERS (EXTRUSION END)

ITEM#	SERIES	QTY	BOLT
651027	10	3	1/4-20 x 3/4" SHCS
651059	15	3	5/16-18 x 1" SHCS

4 HOLE BLANK BASE PLATE



- Mounts leveling feet and threaded stem casters to TLOTS-requires machining
- Bolts in extrusion end or in T-Slot
- See pages 151-153 for leveling feet
- See page 144 for threaded stem casters



ITEM#	SERIES	A	B	C	D	E-BOLT SIZE	F	G
655663	10	1.000"	.500"	2.000"	.500"	1/4 SHCS	.500"	2.000"
655659	15	1.500"	.750"	3.000"	.750"	5/16 SHCS	.750"	3.000"

RECOMMENDED FASTENERS (EXTRUSION SLOT)

ITEM#	SERIES	QTY	BOLT	TNUT
651234	10	3	1/4-20 x 1/2" SHCS	Economy
651205	15	3	5/16-18 x 7/8" SHCS	Economy

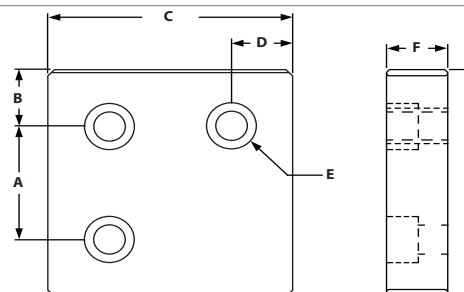
RECOMMENDED FASTENERS (EXTRUSION END)

ITEM#	SERIES	QTY	BOLT
651027	10	3	1/4-20 x 3/4" SHCS
651059	15	3	5/16-18 x 1" SHCS

3 HOLE CORNER BLANK BASE PLATE



- Mounts leveling feet and threaded stem casters to TLOTS-requires machining
- Bolts in extrusion end or in T-Slot
- See pages 151-153 for leveling feet
- See pages 144 for threaded stem casters



ITEM#	SERIES	A	B	C	D	E-BOLT SIZE	F	G
655664	10	1.000"	.500"	2.000"	.500"	1/4 SHCS	.500"	2.000"
655665	15	1.500"	.750"	3.000"	.750"	5/16 SHCS	.750"	3.000"

RECOMMENDED FASTENERS (EXTRUSION SLOT)

ITEM#	SERIES	QTY	BOLT	TNUT
651234	10	3	1/4-20 x 1/2" SHCS	Economy
651205	15	3	5/16-18 x 7/8" SHCS	Economy

RECOMMENDED FASTENERS (EXTRUSION END)

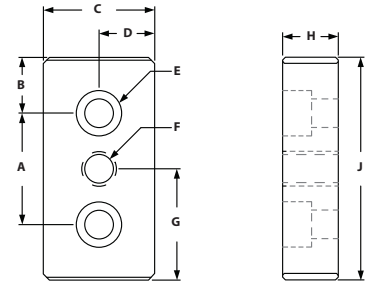
ITEM#	SERIES	QTY	BOLT
651027	10	3	1/4-20 x 3/4" SHCS
651059	15	3	5/16-18 x 1" SHCS

TSLOTS Hardware

3 HOLE CENTER TAP BASE PLATE



- Mounts leveling feet and threaded stem casters to TSLOTS
- Bolts in extrusion end or in T-Slot
- See pages 151-153 for leveling feet
- See pages 144 for threaded stem casters



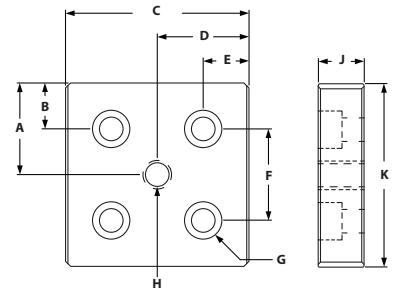
ITEM#	SERIES	A	B	C	D	E-BOLT SIZE	F-THREAD	G	H	J
655120	10	1.000"	.500"	1.000"	.500"	1/4 SHCS	1/4-20	1.000"	.500"	2.000"
659062	10	1.000"	.500"	1.000"	.500"	1/4 SHCS	5/16-18	1.000"	.500"	2.000"
655121	10	1.000"	.500"	1.000"	.500"	1/4 SHCS	3/8-16	1.000"	.500"	2.000"
655127	10	1.000"	.500"	1.000"	.500"	1/4 SHCS	7/16-14	1.000"	.500"	2.000"
655260	10	1.000"	.500"	1.000"	.500"	1/4 SHCS	1/2-13	1.000"	.500"	2.000"
655122	15	1.500"	.750"	1.500"	.750"	5/16 SHCS	3/8-16	1.500"	.750"	3.000"
655128	15	1.500"	.750"	1.500"	.750"	5/16 SHCS	7/16-14	1.500"	.750"	3.000"
655126	15	1.500"	.750"	1.500"	.750"	5/16 SHCS	1/2-13	1.500"	.750"	3.000"
655264	15	1.500"	.750"	1.500"	.750"	5/16 SHCS	3/4-10	1.500"	.750"	3.000"

*Recommended fasteners below

5 HOLE CENTER TAP BASE PLATE



- Mounts leveling feet and threaded stem casters to TSLOTS
- Bolts in extrusion end or in T-Slot
- See pages 151-153 for leveling feet
- See pages 144 for threaded stem casters



ITEM#	SERIES	A	B	C	D	E	F	G-BOLT SIZE	H-THREAD	J	K
655123	10	1.000"	.500"	2.000"	1.000"	.500"	1.000"	1/4 SHCS	3/8-16	.500"	2.000"
655129	10	1.000"	.500"	2.000"	1.000"	.500"	1.000"	1/4 SHCS	7/16-14	.500"	2.000"
655124	10	1.000"	.500"	2.000"	1.000"	.500"	1.000"	1/4 SHCS	1/2-13	.500"	2.000"
655261	10	1.000"	.500"	2.000"	1.000"	.500"	1.000"	1/4 SHCS	3/4-10	.500"	2.000"
655135	15	1.500"	.750"	3.000"	1.500"	.750"	1.500"	5/16 SHCS	7/16-14	.750"	3.000"
655130	15	1.500"	.750"	3.000"	1.500"	.750"	1.500"	5/16 SHCS	1/2-13	.750"	3.000"
655265	15	1.500"	.750"	3.000"	1.500"	.750"	1.500"	5/16 SHCS	3/4-10	.750"	3.000"

RECOMMENDED FASTENERS (EXTRUSION SLOT)

ITEM#	SERIES	QTY 3HOLE	QTY 5 HOLE	BOLT	TNUT
651234	10	2	4	1/4-20 x 1/2" SHCS	Economy
651205	15	2	4	5/16-18 x 7/8" SHCS	Economy

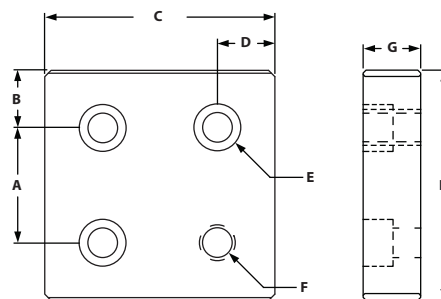
RECOMMENDED FASTENERS (EXTRUSION END)

ITEM#	SERIES	QTY 3HOLE	QTY 5 HOLE	BOLT
651027	10	2	4	1/4-20 x 3/4" SHCS
651059	15	2	4	5/16-18 x 1" SHCS

4 HOLE CORNER TAP BASE PLATE



- Mounts leveling feet and threaded stem casters to T-SLOTS
- Bolts in extrusion end or in T-Slot
- See pages 151-153 for leveling feet
- See page 144 for threaded stem casters



ITEM#	SERIES	A	B	C	D	E-BOLT SIZE	F-THREAD	G	H
655132	10	1.000"	.500"	2.000"	.500"	1/4 SHCS	3/8-16	.500"	2.000"
655133	10	1.000"	.500"	2.000"	.500"	1/4 SHCS	7/16-14	.500"	2.000"
655262	10	1.000"	.500"	2.000"	.500"	1/4 SHCS	1/2-13	.500"	2.000"
655263	10	1.000"	.500"	2.000"	.500"	1/4 SHCS	3/4-10	.500"	2.000"
655136	15	1.500"	.750"	3.000"	.750"	5/16 SHCS	7/16-14	.750"	3.000"
655131	15	1.500"	.750"	3.000"	.750"	5/16 SHCS	1/2-13	.750"	3.000"
655266	15	1.500"	.750"	3.000"	.750"	5/16 SHCS	3/4-10	.750"	3.000"

RECOMMENDED FASTENERS (EXTRUSION SLOT)

ITEM#	SERIES	QTY	BOLT	TNUT
651234	10	3	1/4-20 x 1/2" SHCS	Economy
651205	15	3	5/16-18 x 7/8" SHCS	Economy

RECOMMENDED FASTENERS (EXTRUSION END)

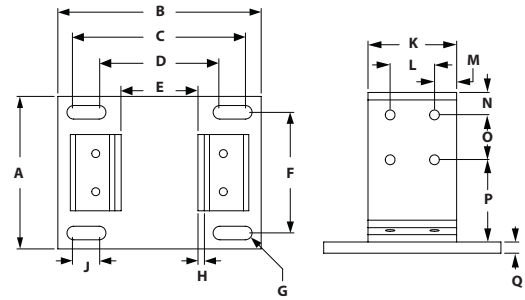
ITEM#	SERIES	QTY	BOLT
651027	10	3	1/4-20 x 3/4" SHCS
651059	15	3	5/16-18 x 1" SHCS

T-SLOTS Hardware

BASE PLATES - FLOOR MOUNT



- Very strong method of mounting your frame to the floor
- Bolts directly in the T-Slot
- Allows for vertical adjustments
- Slotted base plate holes allow for lateral adjustments



ITEM#	SERIES	TYPE	A	B	C	D	E	F	G	H	J	K	L	M	N	O	P	Q
655267	10	1010	4.000"	5.500"	4.250"	2.250"	1.000"	2.750"	.203"	.250"	1.000"	1.000"	N/A	.500"	.750"	1.500"	2.750"	.250"
655268	10	1020	5.500"	5.500"	4.250"	2.250"	1.000"	4.250"	.203"	.250"	1.000"	2.000"	1.000"	.500"	.750"	1.500"	2.750"	.250"
655269	10	2020	5.500"	6.500"	5.250"	3.250"	2.000"	4.250"	.203"	.250"	1.000"	2.000"	1.000"	.500"	.750"	1.500"	2.750"	.250"
655270	15	1515	5.000"	6.000"	4.750"	2.750"	1.500"	3.750"	.265"	.250"	1.000"	1.500"	N/A	.750"	.750"	1.500"	2.750"	.375"
655271	15	1530	6.000"	6.500"	5.250"	3.250"	1.500"	4.750"	.265"	.250"	1.000"	3.000"	1.500"	.750"	.750"	1.500"	2.750"	.375"
655274	15	3030	6.000"	8.000"	6.750"	4.750"	3.000"	4.750"	.265"	.250"	1.000"	3.000"	1.500"	.750"	.750"	1.500"	2.750"	.375"

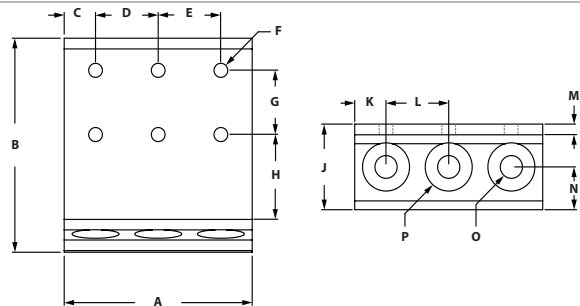
RECOMMENDED FASTENERS

ITEM#	SERIES	QTY	BOLT	TNUT
651130	10	4 TO 8	1/4-20 x 1/2" BHSCS	Economy
651129	15	4 TO 8	5/16-18 x 11/16" FBHSCS	Economy

ECONOMY BASE FEET - FLOOR MOUNTS



- Strong economy base plates
- Bolts directly in the T-Slot
- More economical than standard Floor Mount Base Plate



ITEM#	SERIES	A	B	C	D	E	F	G	H	J	K	L	M	N	O	P
655275	10	1.000"	5.000"	.500"	N/A	N/A	.257"	1.500"	2.750"	2.000"	.500"	N/A	.250"	.688"	.390"	.875"
655277	10	2.000"	5.000"	.500"	1.000"	N/A	.257"	1.500"	2.750"	2.000"	.500"	1.000"	.250"	.688"	.390"	.875"
655272	10	3.000"	5.000"	.500"	1.000"	1.000"	.257"	1.500"	2.750"	2.000"	.500"	1.000"	.250"	.688"	.390"	.875"
655276	15	1.500"	5.000"	.750"	N/A	N/A	.328"	1.500"	2.750"	2.000"	.750"	N/A	.250"	.688"	.531"	1.125"
655278	15	3.000"	5.000"	.750"	1.500"	N/A	.328"	1.500"	2.750"	2.000"	.750"	1.500"	.250"	.688"	.531"	1.125"
655273	15	4.500"	5.000"	.750"	1.500"	1.500"	.328"	1.500"	2.750"	2.000"	.750"	1.500"	.250"	.688"	.531"	1.125"

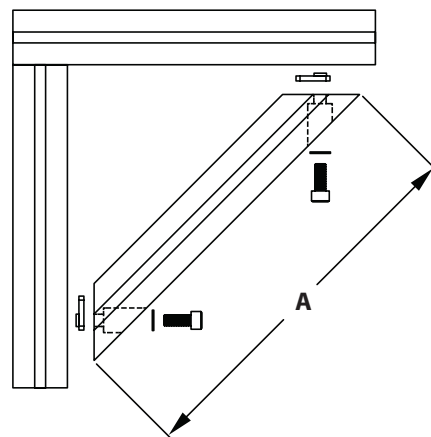
RECOMMENDED FASTENERS

ITEM#	SERIES	QTY	BOLT	TNUT
651130	10	2 TO 6	1/4-20 x 1/2" BHSCS	Economy
651129	15	2 TO 6	5/16-18 x 11/16" FBHSCS	Economy

45 DEGREE SUPPORTS



- Create 45° supports without external joining plates or connectors
- Custom lengths to your specifications
- Fasteners included



RECOMMENDED FASTENERS

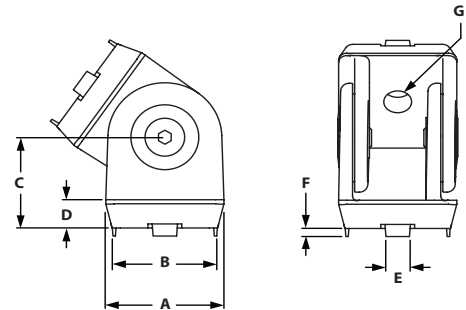
ITEM#	SERIES	PROFILE	A	BOLT	QTY	TNUT	QTY	WASHER	QTY
655371	10	1010	6.000"	651024	2	651163	2	651080	2
655375	10	1010	12.000"	651024	2	651163	2	651080	2
655380	10	1010	18.000"	651024	2	651163	2	651080	2
655372	10	1020	6.000"	651024	4	651163	4	651080	4
655373	10	1020	12.000"	651024	4	651163	4	651080	4
655374	10	1020	18.000"	651024	4	651163	4	651080	4
655355	15	1515	6.000"	651052	2	651097	2	651081	2
655359	15	1515	12.000"	651052	2	651097	2	651081	2
655363	15	1515	18.000"	651052	2	651097	2	651081	2
655365	15	1515	24.000"	651052	2	651097	2	651081	2
655368	15	1515L	6.000"	651052	2	651097	2	651081	2
655367	15	1515L	12.000"	651052	2	651097	2	651081	2
655369	15	1515L	18.000"	651052	2	651097	2	651081	2
655370	15	1515L	24.000"	651052	2	651097	2	651081	2
655357	15	1530	6.000"	651052	4	651097	4	651081	4
655361	15	1530	12.000"	651052	4	651097	4	651081	4
655364	15	1530	18.000"	651052	4	651097	4	651081	4
655366	15	1530	24.000"	651052	4	651097	4	651081	4
655381	15	1530L	6.000"	651052	4	651097	4	651081	4
655382	15	1530L	12.000"	651052	4	651097	4	651081	4
655383	15	1530L	18.000"	651052	4	651097	4	651081	4
655384	15	1530L	24.000"	651052	4	651097	4	651081	4
655356	15	1545	6.000"	651052	6	651097	6	651081	6
655358	15	1545	12.000"	651052	6	651097	6	651081	6
655360	15	1545	18.000"	651052	6	651097	6	651081	6
655362	15	1545	24.000"	651052	6	651097	6	651081	6

Pivot Joints

PIVOT JOINT



- Bushing enables pivot to be both structural and dynamic
- Locating pins can be removed to accommodate both extrusion end and side mount assembly

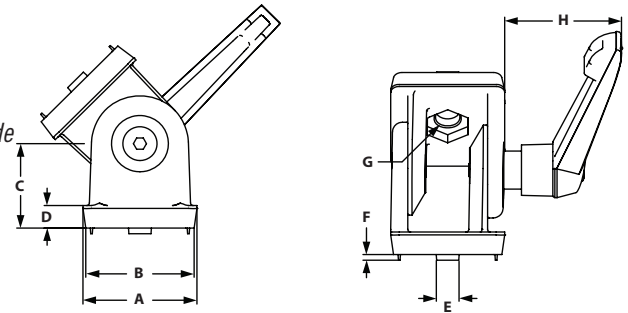


ITEM#	MATERIAL	SERIES	A	B	C	D	E	F	G
664084	Die Cast Zinc	10	1.102"	.984"	.886"	.275"	.236"	.079"	.260"
664086	Die Cast Zinc	15	1.574"	1.496"	1.181"	.315"	.315"	.079"	.335"

PIVOT JOINT WITH LOCKING HANDLE



- Bushing enables pivot to be both structural and dynamic
- Locating pins can be removed to accommodate both extrusion end and side mount assembly



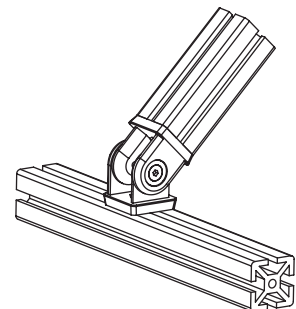
ITEM#	MATERIAL	SERIES	A	B	C	D	E	F	G	H
664085	Die Cast Zinc	10	1.102"	.984"	.886"	.275"	.236"	.079"	.260"	1.181"
664087	Die Cast Zinc	15	1.574"	1.496"	1.181"	.315"	.315"	.079"	.335"	1.614"

RECOMMENDED FASTENERS (TO EXTRUSION SLOT)

ITEM#	SERIES	QTY	BOLT	TNUT TYPE
651234	10	2	1/4-20 x 1/2" SHCS	Economy
651334 & 651386	10	2	M6 x 16mm SHCS	Economy
651201	15	2	5/16-18 x 5/8" SHCS	Economy
651512	15	2	M8 x 16mm SHCS	Economy

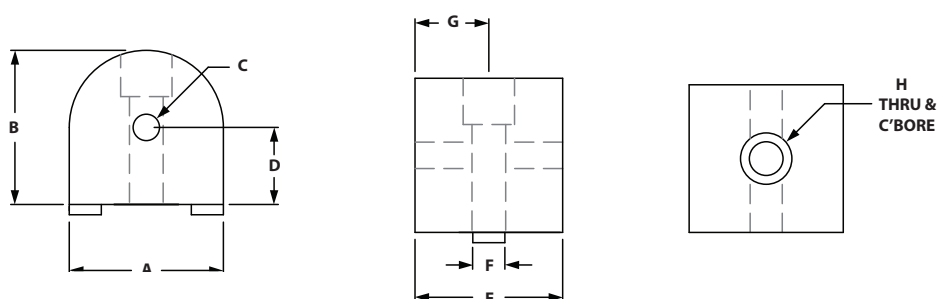
RECOMMENDED FASTENERS (TO EXTRUSION END)

ITEM#	SERIES	QTY	BOLT
651027	10	2	1/4-20 x 3/4" SHCS
651337	10	2	M6 x 20mm SHCS
651052	15	2	5/16-18 x 3/4" SHCS
651346	15	2	M8 x 20mm SHCS



Dynamic Hinges

0° LIVING NUB

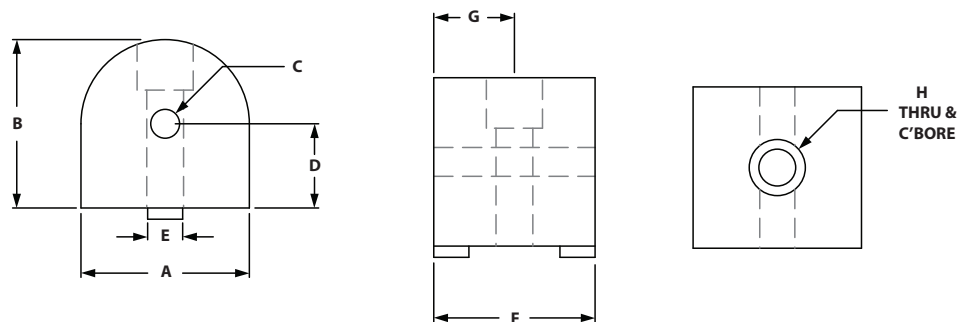


ITEM#	SERIES	A	B	C-TAP	D	E	F	G	H
653111	10	1.000"	1.000"	1/4-20 x .50	.500"	.937"	.250"	.468"	1/4-20
653208	15	1.500"	1.500"	5/16-18 x .75	.750"	1.437"	.312"	.719"	5/16-18

INCLUDED FASTENERS (TO EXTRUSION SLOT)

ITEM#	SERIES	QTY	BOLT	TNUT TYPE
651119	10	1	1/4-20 x 1" SHCS	Economy
651487	15	1	5/16-18 x 1-1/2" SHCS	Economy

90° LIVING NUB



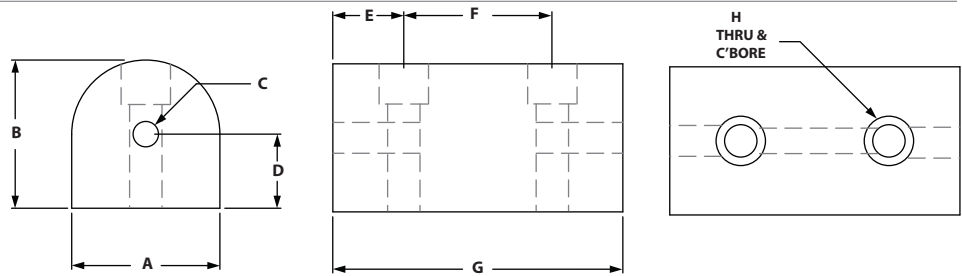
ITEM#	SERIES	A	B	C-TAP	D	E	F	G	H
653113	10	1.000"	1.000"	1/4-20 x .50	.500"	.250"	.937"	.468"	1/4-20
653210	15	1.500"	1.500"	5/16-18 x .75	.750"	.312"	1.437"	.719"	5/16-18

INCLUDED FASTENERS (TO EXTRUSION SLOT)

ITEM#	SERIES	QTY	BOLT	TNUT TYPE
651119	10	1	1/4-20 x 1" SHCS	Economy
651487	15	1	5/16-18 x 1-1/2" SHCS	Economy

Dynamic Hinges

UNIVERSAL LIVING NUB

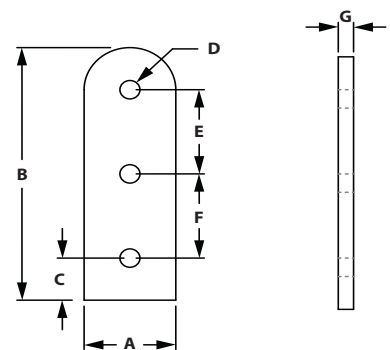


ITEM#	SERIES	A	B	C-TAP	D	E	F	G	H
653108	10	1.000"	1.000"	1/4-20 x .50	.500"	.468"	1.000"	1.937"	1/4-20
653205	15	1.500"	1.500"	5/16-18 x .75	.750"	.719"	1.500"	2.937"	5/16-18

INCLUDED FASTENERS (TO EXTRUSION SLOT)

COMBO ITEM#	SERIES	QTY	BOLT	TNUT TYPE
651119	10	1	1/4-20 x 1" SHCS	Economy
651487	15	1	5/16-18 x 1-1/2" SHCS	Economy

STRAIGHT PIVOT ARM

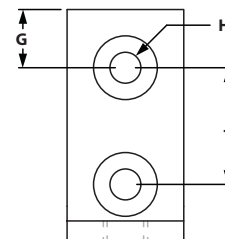
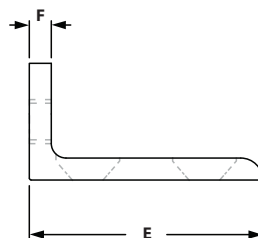
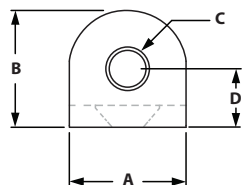


ITEM#	SERIES	A	B	C	D	E	F	G
653114	10	1.000"	3.000"	.500"	.312"	1.000"	1.000"	.188"
653211	15	1.500"	4.500"	.750"	.375"	1.500"	1.500"	.250"

INCLUDED FASTENERS (TO EXTRUSION SLOT)

COMBO ITEM#	SERIES	QTY	BOLT	TNUT TYPE
651142	10	2	1/4-20 x 1/2" FBHSCS	Double Economy
651141	15	2	5/16-18 x 11/16" FBHSCS	Double Economy

"L" PIVOT ARM

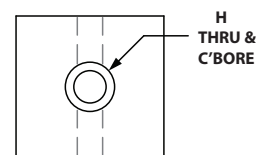
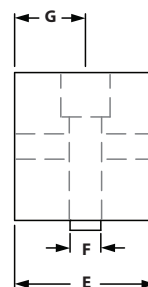
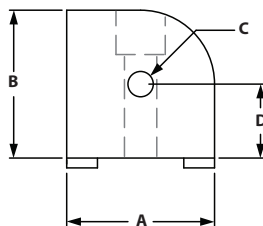


ITEM#	SERIES	A	B	C	D	E	F	G	H	J
653105	10	1.000"	1.000"	.312"	.500"	2.000"	.188"	.500"	.257"	1.000"
653176	15	1.500"	1.500"	.375"	.750"	3.000"	.250"	.750"	.328"	1.500"

INCLUDED FASTENERS (TO EXTRUSION SLOT)

COMBO ITEM#	SERIES	QTY	BOLT	TNUT TYPE
651185	10	2	1/4-20 x 1/2" FHSCS	Economy
651183	15	2	5/16-18 x 5/8" FHSCS	Economy

0° RIGHT ANGLE LIVING NUB



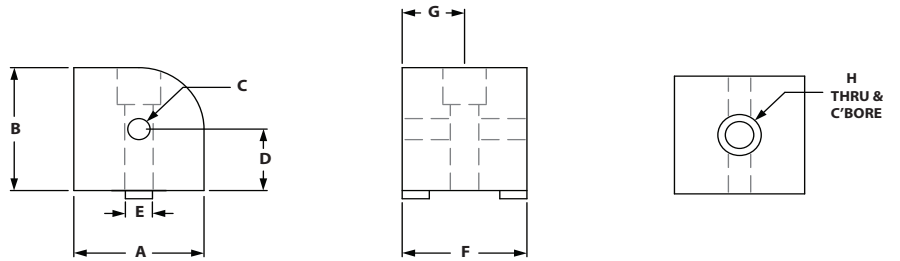
ITEM#	SERIES	A	B	C-TAP	D	E	F	G	H
653022	10	1.000"	1.000"	1/4-20 x .50	.500"	.937"	.250"	.468"	1/4-20
653245	15	1.500"	1.500"	5/16-18 x .75	.750"	1.437"	.312"	.718"	5/16-18

INCLUDED FASTENERS (TO EXTRUSION SLOT)

COMBO ITEM#	SERIES	QTY	BOLT	TNUT TYPE
651119	10	1	1/4-20 x 1" SHCS	Economy
651487	15	1	5/16-18 x 1-1/2" SHCS	Economy

Dynamic Hinges

90° RIGHT ANGLE LIVING NUB

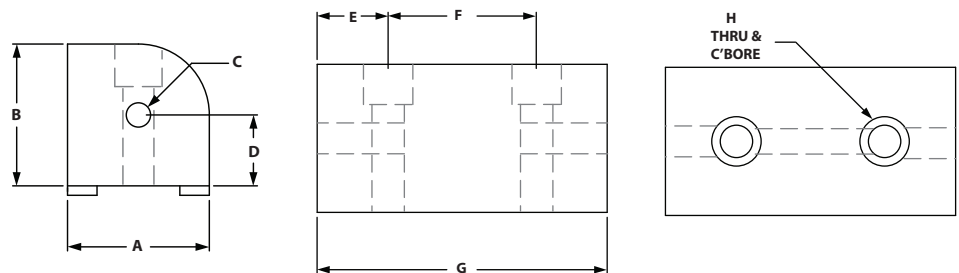


ITEM#	SERIES	A	B	C-TAP	D	E	F	G	H
653023	10	1.000"	1.000"	1/4-20 x .50	.500"	.250"	.937"	.468"	1/4-20
653246	15	1.500"	1.500"	5/16-18 x .75	.750"	.312"	1.437"	.718"	5/16-18

INCLUDED FASTENERS (TO EXTRUSION SLOT)

COMBO ITEM#	SERIES	QTY	BOLT	TNUT TYPE
651119	10	1	1/4-20 x 1" SHCS	Economy
651487	15	1	5/16-18 x 1-1/2" SHCS	Economy

UNIVERSAL RIGHT ANGLE LIVING NUB



ITEM#	SERIES	A	B	C-TAP	D	E	F	G	H
653024	10	1.000"	1.000"	1/4-20 x .50	.500"	.468"	1.000"	1.937"	1/4-20
653247	15	1.500"	1.500"	5/16-18 x .75	.750"	.719"	1.500"	2.937"	5/16-18















INCLUDED FASTENERS (TO EXTRUSION SLOT)

COMBO ITEM#	SERIES	QTY	BOLT	TNUT TYPE
651119	10	2	1/4-20 x 1" SHCS	Economy
651487	15	2	5/16-18 x 1-1/2" SHCS	Economy















Dynamic Hinge Assembly Charts

Our dynamic hinges are made of a 6000 series aluminum alloy. Our dynamic hinges come with pre-lubricated bronze pivot bearings and hardened stripper bolts. The dynamic hinges are designed to give your design a 0 to 180 degrees of axial motion.

10 SERIES DYNAMIC HINGES

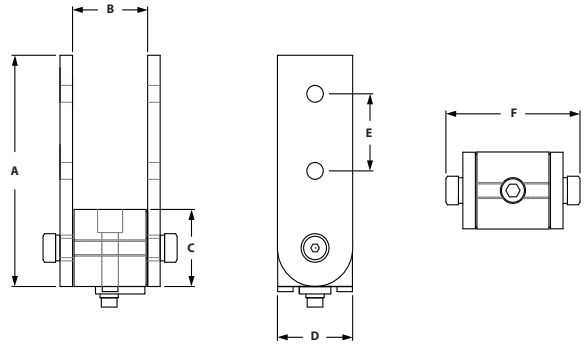
		IND PART NUMBERS				
		 653111	 653113	 653108	 653114	 653105
ASSEMBLY PART NUMBERS	 653110	1			2	
	 653112		1		2	
	 653109			1	2	
	 653101	1				2
	 653102		1			2
	 653104			1		2
	 653095	1			1	1
	 653096		1		1	1
 653097			1	1	1	

15 SERIES DYNAMIC HINGES

		IND PART NUMBERS				
		 653208	 653210	 653205	 653211	 653176
ASSEMBLY PART NUMBERS	 653207	1			2	
	 653209		1		2	
	 653206			1	2	
	 653154	1				2
	 653155		1			2
	 653156			1		2
	 653195	1			1	1
	 653196		1		1	1
 653147			1	1	1	

Dynamic Hinge Assemblies

0° LIVING HINGE

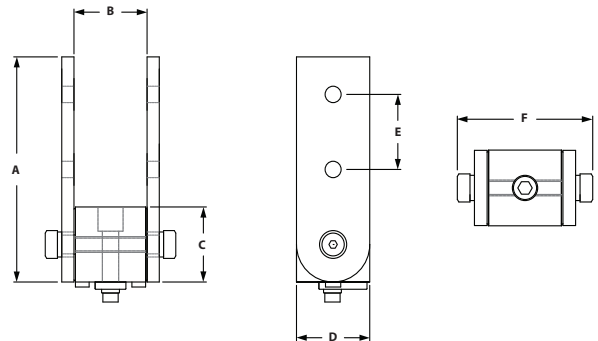


ITEM#	SERIES	NUB (QTY)	ARM (QTY)	A	B	C	D	E	F
653110	10	653111 (1)	653114 (2)	3.000"	1.000"	1.000"	1.000"	1.000"	1.863"
653207	15	653208 (1)	653211 (2)	4.500"	1.500"	1.500"	1.500"	1.500"	2.673"

INCLUDED FASTENERS

NUB TO EXTRUSION				ARMS TO NUB			ARMS TO EXTRUSION		
SERIES	ITEM#	QTY	DESCRIPTION	ITEM#	QTY	DESCRIPTION	ITEM#	QTY	DESCRIPTION
10	651119	1	SHCS & tnut	651244	1	Shldr. bolt & Nylon Washers	651142	2	DBL tnut & bolts
15	651487	1	SHCS & tnut	651243	1	Shldr. bolt & Nylon Washers	651141	2	DBL tnut & bolts

90° LIVING HINGE

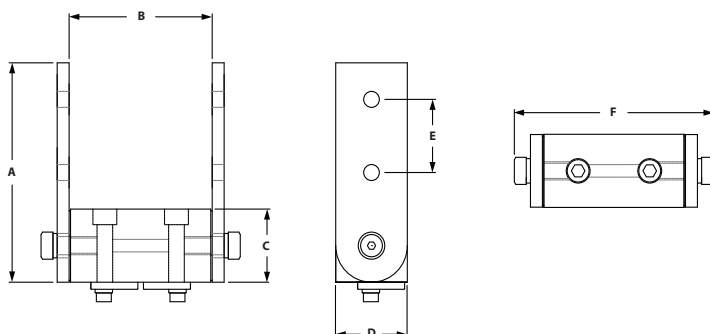


ITEM#	SERIES	NUB (QTY)	ARM (QTY)	A	B	C	D	E	F
653112	10	653113 (1)	653114 (2)	3.000"	1.000"	1.000"	1.000"	1.000"	1.863"
653209	15	653210 (1)	653211 (2)	4.500"	1.500"	1.500"	1.500"	1.500"	2.673"

INCLUDED FASTENERS

NUB TO EXTRUSION				ARMS TO NUB			ARMS TO EXTRUSION		
SERIES	ITEM#	QTY	DESCRIPTION	ITEM#	QTY	DESCRIPTION	ITEM#	QTY	DESCRIPTION
10	651119	1	SHCS & tnut	651244	1	Shldr. bolt & Nylon Washers	651142	2	DBL tnut & bolts
15	651487	1	SHCS & tnut	651243	1	Shldr. bolt & Nylon Washers	651141	2	DBL tnut & bolts

UNIVERSAL LIVING HINGE

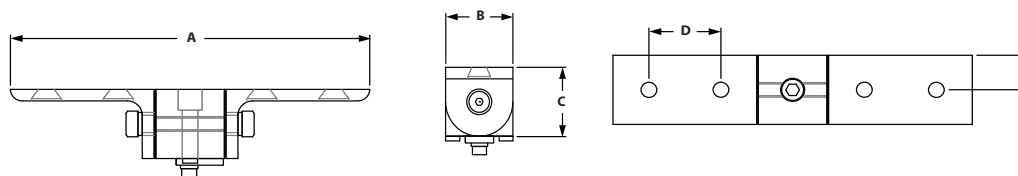


ITEM#	SERIES	NUB (QTY)	ARM (QTY)	A	B	C	D	E	F
653109	10	653108 (1)	653114 (2)	3.000"	2.000"	1.000"	1.000"	1.000"	2.876"
653206	15	653205 (1)	653211 (2)	4.500"	3.000"	1.500"	1.500"	1.500"	4.174"

INCLUDED FASTENERS

NUB TO EXTRUSION				ARMS TO NUB			ARMS TO EXTRUSION		
SERIES	ITEM#	QTY	DESCRIPTION	ITEM#	QTY	DESCRIPTION	ITEM#	QTY	DESCRIPTION
10	651119	2	SHCS & tnut	651244	1	Shldr. bolt & Nylon Washers	651142	2	DBL tnut & bolts
15	651487	2	SHCS & tnut	651243	1	Shldr. bolt & Nylon Washers	651141	2	DBL tnut & bolts

0° LIVING HINGE - CORNER BRACKET



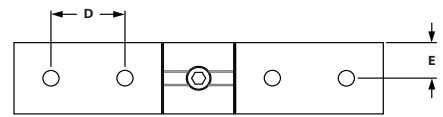
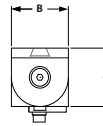
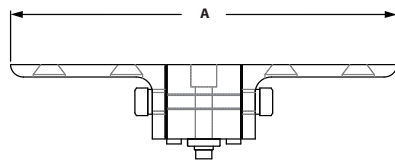
ITEM#	SERIES	NUB (QTY)	ARM (QTY)	A	B	C	D	E
653101	10	653111 (1)	653105 (2)	5.000"	1.000"	1.000"	1.000"	.500"
653154	15	653208 (1)	653176 (2)	7.500"	1.500"	1.500"	1.500"	.750"

INCLUDED FASTENERS

NUB TO EXTRUSION				ARMS TO NUB			ARMS TO EXTRUSION			
SERIES	ITEM#	QTY	DESCRIPTION	ITEM#	QTY	DESCRIPTION	ITEM#	QTY	ITEM#	QTY
10	651119	1	SHCS & tnut	651244	1	Shldr. bolt & Nylon Washers	651178	4	651099	2
15	651487	1	SHCS & tnut	651243	1	Shldr. bolt & Nylon Washers	651181	4	651098	2

Dynamic Hinge Assemblies

90° LIVING HINGE - CORNER BRACKET

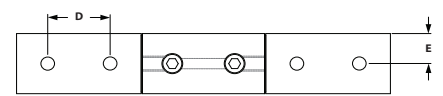
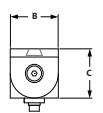
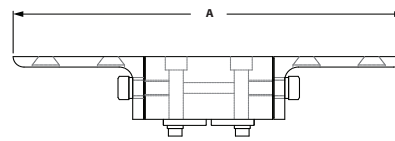


ITEM#	SERIES	NUB (QTY)	ARM (QTY)	A	B	C	D	E
653102	10	653113 (1)	653105 (2)	5.000"	1.000"	1.000"	1.000"	.500"
653155	15	653210 (1)	653176 (2)	7.500"	1.500"	1.500"	1.500"	.750"

INCLUDED FASTENERS

NUB TO EXTRUSION				ARMS TO NUB			ARMS TO EXTRUSION			
SERIES	ITEM#	QTY	DESCRIPTION	ITEM#	QTY	DESCRIPTION	ITEM#	QTY	ITEM#	QTY
10	651119	1	SHCS & tnut	651244	1	Shldr. bolt & Nylon Washers	651178	4	651099	2
15	651487	1	SHCS & tnut	651243	1	Shldr. bolt & Nylon Washers	651181	4	651098	2

UNIVERSAL LIVING HINGE - CORNER BRACKET

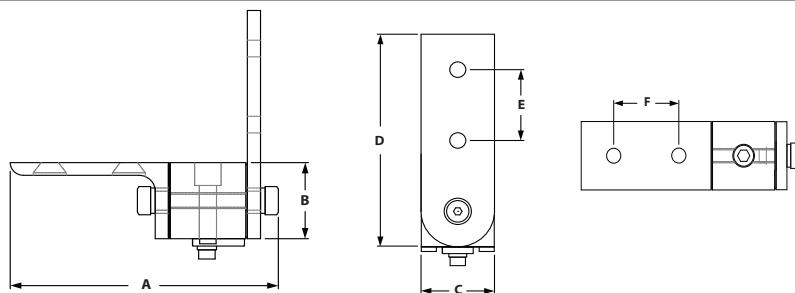


ITEM#	SERIES	NUB (QTY)	ARM (QTY)	A	B	C	D	E
653104	10	653108 (1)	653105 (2)	6.000"	1.000"	1.000"	1.000"	.500"
653156	15	653205 (1)	653176 (2)	9.000"	1.500"	1.500"	1.500"	.750"

INCLUDED FASTENERS

NUB TO EXTRUSION				ARMS TO NUB			ARMS TO EXTRUSION			
SERIES	ITEM#	QTY	DESCRIPTION	ITEM#	QTY	DESCRIPTION	ITEM#	QTY	ITEM#	QTY
10	651119	2	SHCS & tnut	651244	1	Shldr. bolt & Nylon Washers	651178	4	651099	2
15	651487	2	SHCS & tnut	651243	1	Shldr. bolt & Nylon Washers	651181	4	651098	2

0° LIVING HINGE - CORNER BRACKET W/ARM

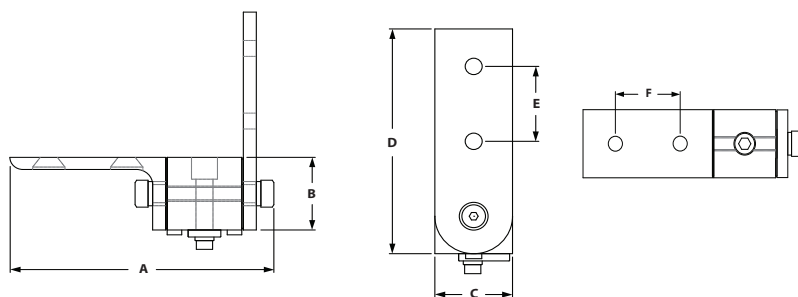


ITEM#	SERIES	NUB (QTY)	ARM (QTY)	A	B	C	D	E	F
653095	10	653111 (1)	653114 (1), 653105 (1)	3.450"	1.000"	1.000"	3.000"	1.000"	1.000"
653195	15	653208 (1)	653211 (1), 653176 (1)	5.075"	1.500"	1.500"	4.500"	1.500"	1.500"

INCLUDED FASTENERS

SERIES	NUB TO EXTRUSION			ARMS TO NUB		ARMS TO EXTRUSION					
	ITEM#	QTY	DESCRIPTION	ITEM#	QTY	ITEM#	QTY	ITEM#	QTY	ITEM#	QTY
10	651119	1	SHCS & tnut	651244	1	651142	1	651178	2	651099	1
15	651487	1	SHCS & tnut	651243	1	651141	1	651181	2	651098	1

90° LIVING HINGE - CORNER BRACKET W/ARM



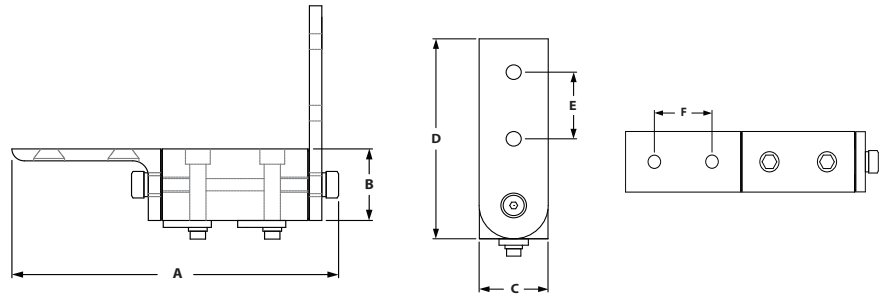
ITEM#	SERIES	NUB (QTY)	ARM (QTY)	A	B	C	D	E	F
653096	10	653113 (1)	653114 (1), 653105 (1)	3.450"	1.000"	1.000"	3.000"	1.000"	1.000"
653196	15	653210 (1)	653211 (1), 653176 (1)	5.075"	1.500"	1.500"	4.500"	1.500"	1.500"

INCLUDED FASTENERS

SERIES	NUB TO EXTRUSION			ARMS TO NUB		ARMS TO EXTRUSION					
	ITEM#	QTY	DESCRIPTION	ITEM#	QTY	ITEM#	QTY	ITEM#	QTY	ITEM#	QTY
10	651119	1	SHCS & tnut	651244	1	651142	1	651178	2	651099	1
15	651487	1	SHCS & tnut	651243	1	651141	1	651181	2	651098	1

Dynamic Hinge Assemblies

UNIVERSAL LIVING HINGE - CORNER BRACKET W/ARM

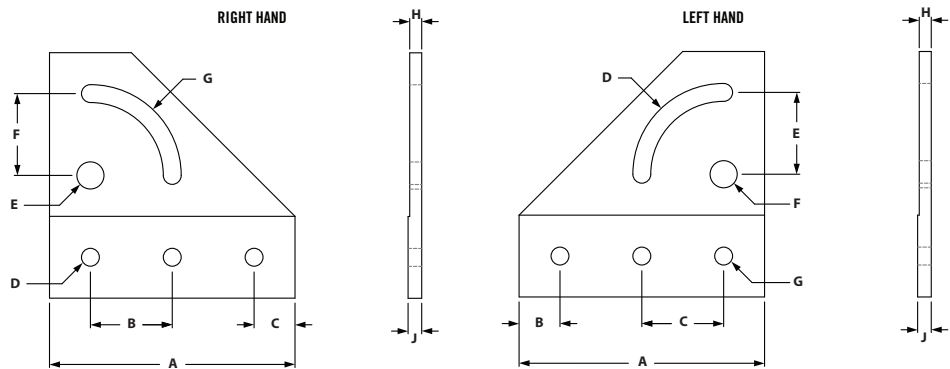


ITEM#	SERIES	NUB (QTY)	ARM (QTY)	A	B	C	D	E	F
653097	10	653108 (1)	653114 (1), 653105 (1)	4.445"	1.000"	1.000"	3.000"	1.000"	1.000"
653147	15	653205 (1)	653211 (1), 653176 (1)	6.575"	1.500"	1.500"	4.500"	1.500"	1.500"

INCLUDED FASTENERS

NUB TO EXTRUSION				ARMS TO NUB		ARMS TO EXTRUSION					
SERIES	ITEM#	QTY	DESCRIPTION	ITEM#	QTY	ITEM#	QTY	ITEM#	QTY	ITEM#	QTY
10	651119	2	SHCS & tnut	651244	1	651142	1	651178	2	651099	1
15	651487	2	SHCS & tnut	651243	1	651141	1	651181	2	651098	1

90° PIVOT BRACKET PLATES



LEFT HAND PLATE

ITEM#	SERIES	A	B	C	D	E	F	G	H	J
653070	10	3.000"	.500"	1.000"	.265"	1.000"	.312"	.281"	.158"	.188"
653166	15	4.500"	.750"	1.500"	.328"	1.500"	.375"	.328"	.220"	.250"

RIGHT HAND PLATE

ITEM#	SERIES	A	B	C	D	E	F	G	H	J
653074	10	3.000"	1.000"	.500"	.281"	.312"	1.000"	.265"	.158"	.188"
653170	15	4.500"	1.500"	.750"	.328"	.375"	1.500"	.328"	.220"	.250"

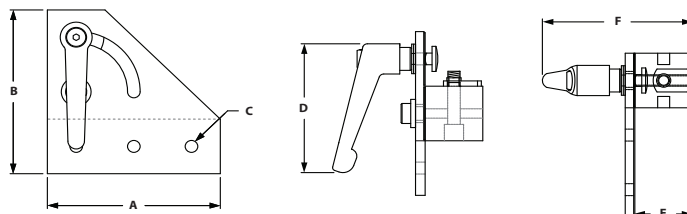
RECOMMENDED FASTENERS (MOUNT TO EXTRUSION)

COMBO ITEM#	SERIES	QTY	BOLT	TNUT TYPE
651130	10	3	1/4-20 x 1/2" FBHSCS	Economy
651129	15	3	5/16-18 x 11/16" FBHSCS	Economy

90° PIVOT BRACKET ASSEMBLY



- 90 Degrees of motion
- Permanently lubricated bronze bushings at high strength pivot points
- Nylon washers between plate and extrusion allow for smooth motion



LEFT HANDED

ITEM#	SERIES	PLATE	NUB	HANDLE	A	B	C	D	E	F
653076	10	653070	653116	699956	3.000"	3.000"	.281"	2.055"	1.000"	2.754"
653172	15	653166	653213	655676	4.500"	4.500"	.328"	3.500"	1.500"	4.015"

RIGHT HANDED

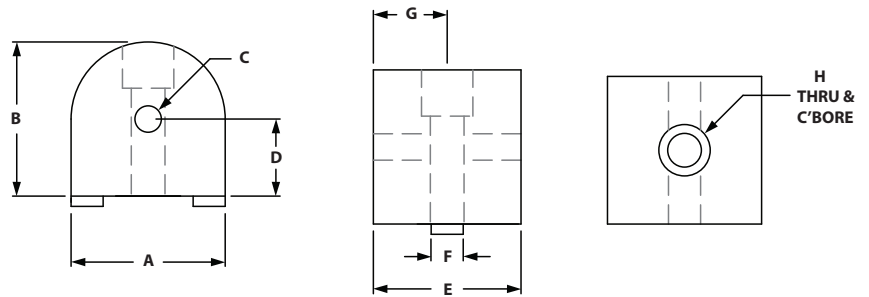
ITEM#	SERIES	PLATE	NUB	HANDLE	A	B	C	D	E	F
653082	10	653074	653116	699956	3.000"	3.000"	.281"	2.055"	1.000"	2.754"
653180	15	653170	653213	655676	4.500"	4.500"	.328"	3.500"	1.500"	4.015"

RECOMMENDED FASTENERS (MOUNT TO EXTRUSION)

COMBO ITEM#	SERIES	QTY	BOLT	TNUT TYPE
651130	10	3	1/4-20 x 1/2" FBHSCS	Economy
651129	15	3	5/16-18 x 11/16" FBHSCS	Economy

Structural Hinges

0° PIVOT NUB

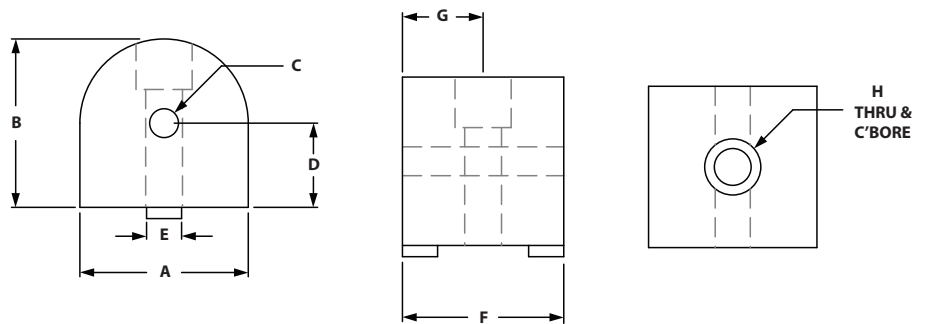


ITEM#	SERIES	A	B	C-TAP	D	E	F	G	H
653116	10	1.000"	1.000"	1/4-20 x .50	.500"	1.000"	.250"	.500"	1/4-20
653213	15	1.500"	1.500"	5/16-18 x .75	.750"	1.500"	.312"	.750"	5/16-18

INCLUDED FASTENERS

COMBO ITEM#	SERIES	QTY	BOLT	TNUT TYPE
651119	10	1	1/4-20 x 1" SHCS	Economy
651487	15	1	5/16-18 x 1-1/2" SHCS	Economy

90° PIVOT NUB

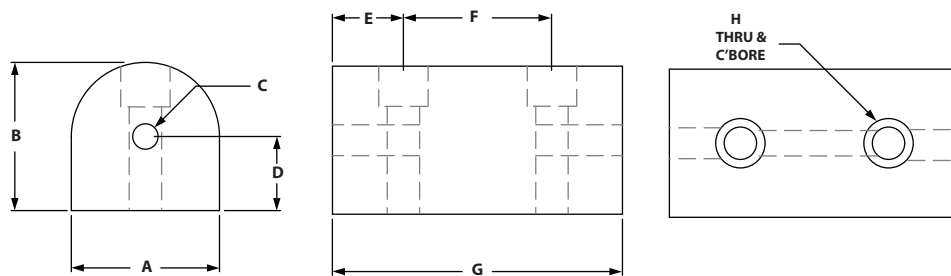


ITEM#	SERIES	A	B	C-TAP	D	E	F	G	H
653117	10	1.000"	1.000"	1/4-20 x .50	.500"	.250"	1.000"	.500"	1/4-20
653214	15	1.500"	1.500"	5/16-18 x .75	.750"	.312"	1.500"	.750"	5/16-18

INCLUDED FASTENERS

COMBO ITEM#	SERIES	QTY	BOLT	TNUT TYPE
651119	10	1	1/4-20 x 1" SHCS	Economy
651487	15	1	5/16-18 x 1-1/2" SHCS	Economy

UNIVERSAL PIVOT NUB

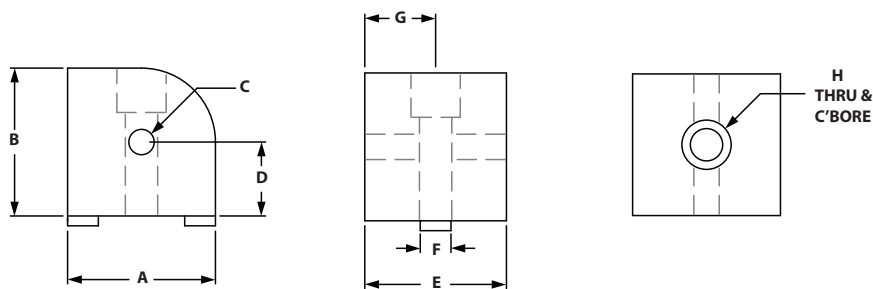


ITEM#	SERIES	A	B	C	D	E	F	G	H
653115	10	1.000"	1.000"	1/4-20 x .50	.500"	.500"	1.000"	2.000"	1/4-20
653212	15	1.500"	1.500"	5/16-18 x .75	.750"	.750"	1.500"	3.000"	5/16-18

INCLUDED FASTENERS

COMBO ITEM#	SERIES	QTY	BOLT	TNUT TYPE
651119	10	2	1/4-20 x 1" SHCS	Economy
651487	15	2	5/16-18 x 1-1/2" SHCS	Economy

0° RIGHT ANGLE PIVOT NUB



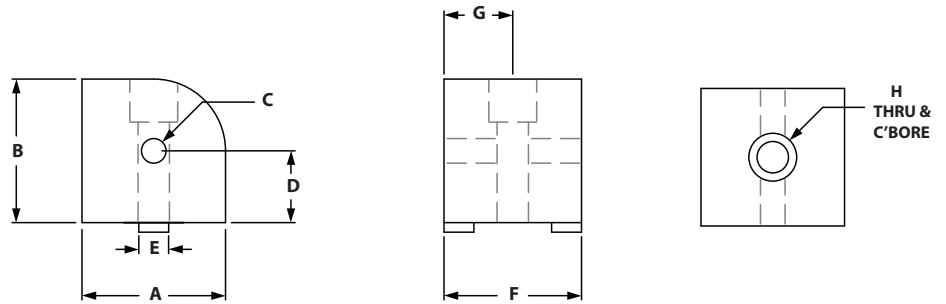
ITEM#	SERIES	A	B	C-TAP	D	E	F	G	H
653000	10	1.000"	1.000"	1/4-20 x .50	.500"	1.000"	.250"	.500"	1/4-20
653223	15	1.500"	1.500"	5/16-18 x .75	.750"	1.500"	.312"	.750"	5/16-18

INCLUDED FASTENERS

COMBO ITEM#	SERIES	QTY	BOLT	TNUT TYPE
651119	10	1	1/4-20 x 1" SHCS	Economy
651487	15	1	5/16-18 x 1-1/2" SHCS	Economy

Structural Hinges

90° RIGHT ANGLE PIVOT NUB

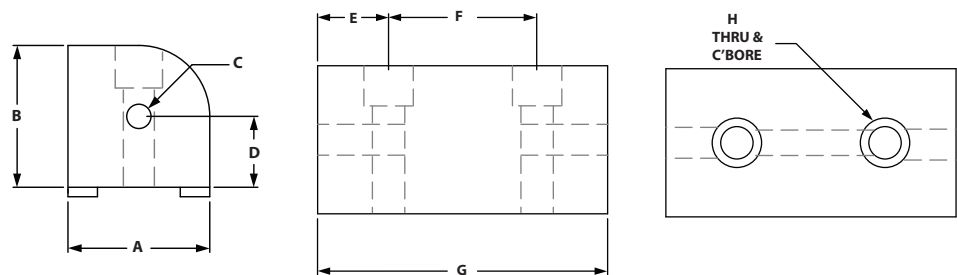


ITEM#	SERIES	A	B	C-TAP	D	E	F	G	H
653001	10	1.000"	1.000"	1/4-20 x .50	.500"	.250"	1.000"	.500"	1/4-20
653224	15	1.500"	1.500"	5/16-18 x .75	.750"	.312"	1.500"	.750"	5/16-18

INCLUDED FASTENERS

COMBO ITEM#	SERIES	QTY	BOLT	TNUT TYPE
651119	10	1	1/4-20 x 1" SHCS	Economy
651487	15	1	5/16-18 x 1-1/2" SHCS	Economy

RIGHT ANGLE UNIVERSAL PIVOT NUB

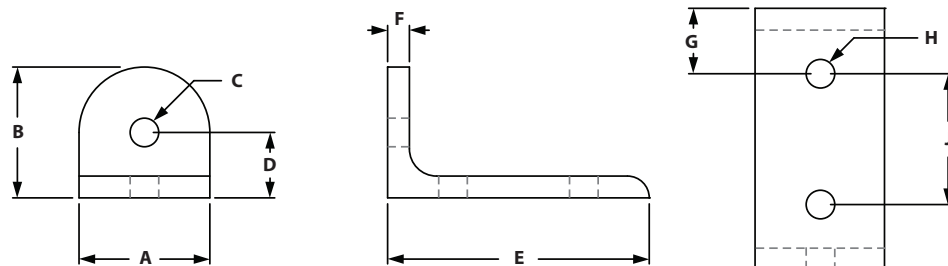


ITEM#	SERIES	A	B	C-TAP	D	E	F	G	H
653002	10	1.000"	1.000"	1/4-20 x .50	.500"	.500"	1.00"	2.000"	1/4-20
653225	15	1.500"	1.500"	5/16-18 x .75	.750"	.750"	1.500"	3.000"	5/16-18

INCLUDED FASTENERS

COMBO ITEM#	SERIES	QTY	BOLT	TNUT TYPE
651119	10	2	1/4-20 x 1" SHCS	Economy
651487	15	2	5/16-18 x 1-1/2" SHCS	Economy

"L" PIVOT ARM

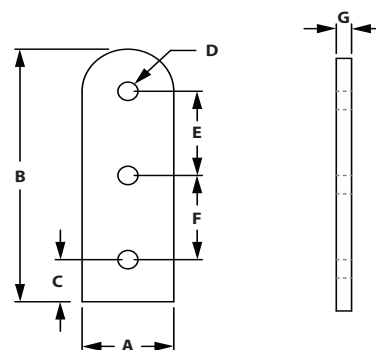


ITEM#	SERIES	A	B	C	D	E	F	G	H	J
653083	10	1.000"	1.000"	.281"	.500"	2.000"	.188"	.500"	.281"	1.000"
653181	15	1.500"	1.500"	.328"	.750"	3.000"	.250"	.750"	.328"	1.500"

RECOMMENDED FASTENERS

COMBO ITEM#	SERIES	QTY	BOLT	TNUT TYPE
651171	10	3	1/4-20 x 1/2" BHSCS	Economy
651129	15	3	5/16-18 x 11/16" FBHSCS	Economy

STANDARD PIVOT ARM



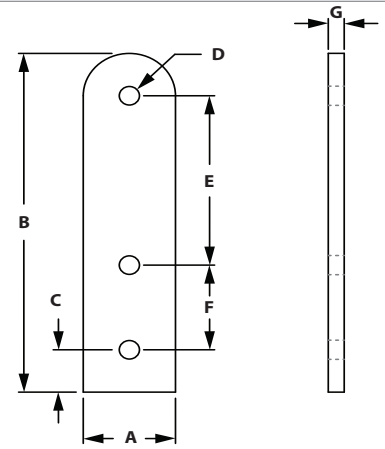
ITEM#	SERIES	A	B	C	D	E	F	G
653119	10	1.000"	3.000"	.500"	.257"	1.000"	1.000"	.188"
653219	15	1.500"	4.500"	.750"	.328"	1.500"	1.500"	.250"

RECOMMENDED FASTENERS

COMBO ITEM#	SERIES	QTY	BOLT	TNUT TYPE
651171	10	3	1/4-20 x 1/2" BHSCS	Economy
651129	15	3	5/16-18 x 11/16" FBHSCS	Economy

Structural Hinges

EXTENDED PIVOT ARM



ITEM#	SERIES	A	B	C	D	E	F	G
653122	10	1.000"	4.000"	.500"	.257"	2.000"	1.000"	.188"
653222	15	1.500"	6.000"	.750"	.328"	3.000"	1.500"	.250"












RECOMMENDED FASTENERS

COMBO ITEM#	SERIES	QTY	BOLT	TNUT TYPE
651130	10	3	1/4-20 x 1/2" BHSCS	Economy
651129	15	3	5/16-18 x 11/16" FBHSCS	Economy















Structural Hinge Assembly Charts

Our structural hinges come with a standard flanged bolt and are secured in place with no motion available.

10 SERIES STRUCTURAL HINGES

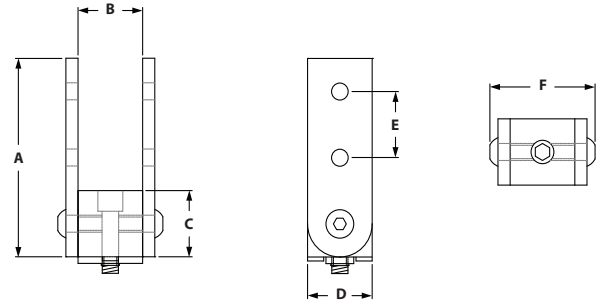
		IND PART NUMBERS				
		 653116	 653117	 653115	 653083	 653119
ASSEMBLY PART NUMBERS	 0° 653120	1				2
	 90° 653121		1			2
	 653118			1		2
	 0° 653087	1			2	
	 90° 653088		1		2	
	 653090			1	2	

15 SERIES STRUCTURAL HINGES

		IND PART NUMBERS				
		 653213	 653214	 653212	 653181	 653219
ASSEMBLY PART NUMBERS	 0° 653220	1				2
	 90° 653221		1			2
	 653218			1		2
	 0° 653185	1			2	
	 90° 653186		1		2	
	 653188			1	2	
	 0° 653189	1			1	1
	 90° 653190		1		1	1
	 653191			1	1	1

Structural Hinges Assemblies

0° PIVOT HINGE



ITEM#	SERIES	NUB (QTY)	ARM (QTY)	A	B	C	D	E	F
653120	10	653116 (1)	653119 (2)	3.000"	1.000"	1.000"	3.000"	1.000"	1.626"
653220	15	653213 (1)	653219 (2)	4.500"	1.500"	1.500"	4.500"	1.500"	2.315"

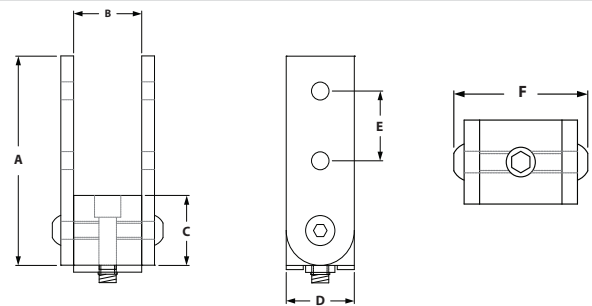
INCLUDED FASTENERS

NUB TO EXTRUSION				ARMS TO NUB		
SERIES	ITEM#	QTY	DESCRIPTION	ITEM#	QTY	DESCRIPTION
10	651119	1	SHCS & tnut	651136	2	1/4-20 x 1/2" FBHSCS
15	651487	1	SHCS & tnut	651134	2	5/16-18 x 11/16" FBHSCS

RECOMMENDED FASTENERS (ARM TO EXTRUSION)

ITEM#	SERIES	QTY	BOLT	TNUT TYPE
651130	10	4	1/4-20 x 1/2" FBHSCS	Economy
651129	15	4	5/16-18 x 11/16" FBHSCS	Economy

90° PIVOT HINGE



ITEM#	SERIES	NUB (QTY)	ARM (QTY)	A	B	C	D	E	F
653121	10	653117 (1)	653119 (2)	3.000"	1.000"	1.000"	3.000"	1.000"	1.626"
653221	15	653214 (1)	653219 (2)	4.500"	1.500"	1.500"	4.500"	1.500"	2.315"

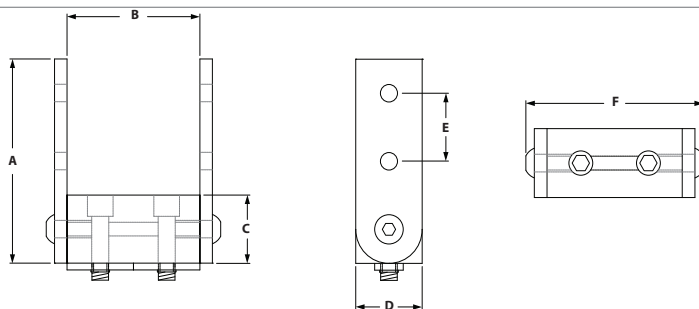

INCLUDED FASTENERS

NUB TO EXTRUSION				ARMS TO NUB		
SERIES	ITEM#	QTY	DESCRIPTION	ITEM#	QTY	DESCRIPTION
10	651119	1	SHCS & tnut	651136	2	1/4-20 x 1/2" FBHSCS
15	651487	1	SHCS & tnut	651134	2	5/16-18 x 11/16" FBHSCS

RECOMMENDED FASTENERS (ARM TO EXTRUSION)

ITEM#	SERIES	QTY	BOLT	TNUT TYPE
651130	10	4	1/4-20 x 1/2" FBHSCS	Economy
651129	15	4	5/16-18 x 11/16" FBHSCS	Economy

UNIVERSAL PIVOT HINGE



ITEM#	SERIES	NUB (QTY)	ARM (QTY)	A	B	C	D	E	F
653118	10	653115 (1)	653119 (2)	3.000"	2.000"	1.000"	1.000"	1.000"	2.626"
653218	15	653212 (1)	653219 (2)	4.500"	3.000"	1.500"	1.500"	1.500"	3.310"

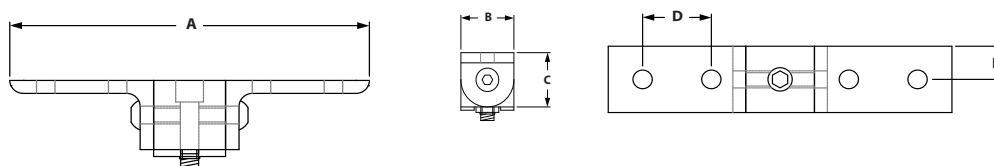

INCLUDED FASTENERS

NUB TO EXTRUSION				ARMS TO NUB		
SERIES	ITEM#	QTY	DESCRIPTION	ITEM#	QTY	DESCRIPTION
10	651119	2	SHCS & tnut	651136	2	1/4-20 x 1/2" FBHSCS
15	651487	2	SHCS & tnut	651134	2	5/16-18 x 11/16" FBHSCS

RECOMMENDED FASTENERS (ARM TO EXTRUSION)

ITEM#	SERIES	QTY	BOLT	TNUT TYPE
651130	10	4	1/4-20 x 1/2" FBHSCS	Economy
651129	15	4	5/16-18 x 11/16" FBHSCS	Economy

0° "L" ARM PIVOT HINGE



ITEM#	SERIES	NUB (QTY)	ARM (QTY)	A	B	C	D	E
653087	10	653116 (1)	653083 (2)	5.000"	1.000"	1.000"	1.000"	.500"
653185	15	653213 (1)	653181 (2)	7.500"	1.500"	1.500"	1.500"	.750"

INCLUDED FASTENERS

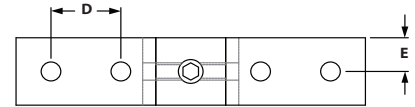
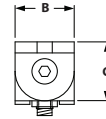
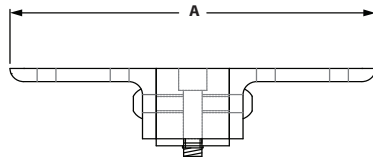

NUB TO EXTRUSION				ARMS TO NUB		
SERIES	ITEM#	QTY	DESCRIPTION	ITEM#	QTY	DESCRIPTION
10	651119	1	SHCS & tnut	651136	2	1/4-20 x 1/2" FBHSCS
15	651487	1	SHCS & tnut	651134	2	5/16-18 x 11/16" FBHSCS

RECOMMENDED FASTENERS (ARM TO EXTRUSION)

ITEM#	SERIES	QTY	BOLT	TNUT TYPE
651130	10	4	1/4-20 x 1/2" FBHSCS	Economy
651129	15	4	5/16-18 x 11/16" FBHSCS	Economy

Dynamic & Structural Hinges

90° "L" ARM PIVOT HINGE



ITEM#	SERIES	NUB (QTY)	ARM (QTY)	A	B	C	D	E
653088	10	653117 (1)	653083 (2)	5.000"	1.000"	1.000"	1.000"	.500"
653186	15	653214 (1)	653181 (2)	7.500"	1.500"	1.500"	1.500"	.750"

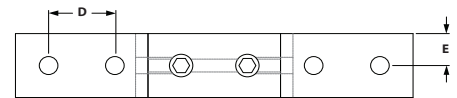
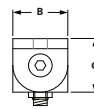
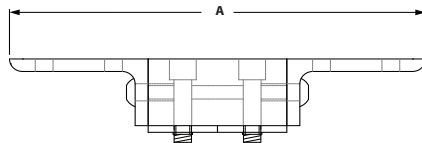

INCLUDED FASTENERS

NUB TO EXTRUSION				ARMS TO NUB		
SERIES	ITEM#	QTY	DESCRIPTION	ITEM#	QTY	DESCRIPTION
10	651119	1	SHCS & tnut	651136	2	1/4-20 x 1/2" FBHSCS
15	651487	1	SHCS & tnut	651134	2	5/16-18 x 11/16" FBHSCS

RECOMMENDED FASTENERS (ARM TO EXTRUSION)

ITEM#	SERIES	QTY	BOLT	TNUT TYPE
651130	10	4	1/4-20 x 1/2" FBHSCS	Economy
651129	15	4	5/16-18 x 11/16" FBHSCS	Economy

UNIVERSAL "L" ARM PIVOT HINGE



ITEM#	SERIES	NUB (QTY)	ARM (QTY)	A	B	C	D	E
653090	10	653115 (1)	653083 (2)	6.000"	1.000"	1.000"	1.000"	.500"
653188	15	653212 (1)	653181 (2)	9.000"	1.500"	1.500"	1.500"	.750"

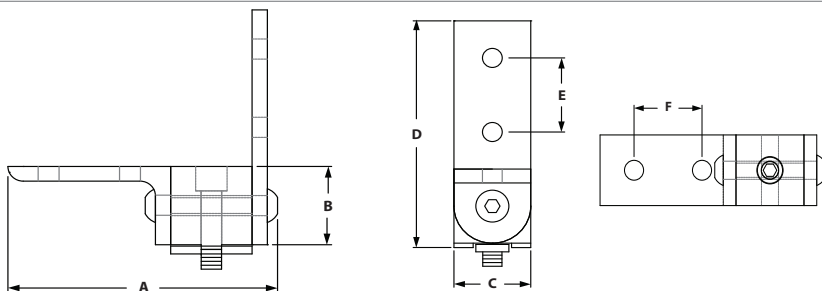
INCLUDED FASTENERS

NUB TO EXTRUSION				ARMS TO NUB		
SERIES	ITEM#	QTY	DESCRIPTION	ITEM#	QTY	DESCRIPTION
10	651119	2	SHCS & tnut	651136	2	1/4-20 x 1/2" FBHSCS
15	651487	2	SHCS & tnut	651134	2	5/16-18 x 11/16" FBHSCS

RECOMMENDED FASTENERS (ARM TO EXTRUSION)

ITEM#	SERIES	QTY	BOLT	TNUT TYPE
651130	10	4	1/4-20 x 1/2" FBHSCS	Economy
651129	15	4	5/16-18 x 11/16" FBHSCS	Economy

0° "L" ARM and STRAIGHT ARM PIVOT HINGE



ITEM#	SERIES	NUB (QTY)	ARM (QTY)	A	B	C	D	E	F
653189	15	653213 (1)	653181 (1), 653219 (1)	4.900"	1.500"	1.500"	4.500"	1.000"	1.500"

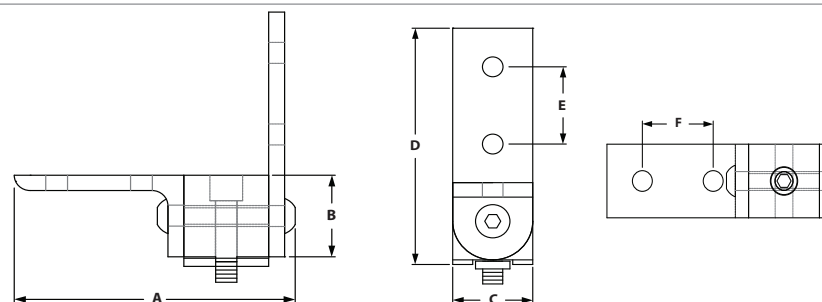
INCLUDED FASTENERS

NUB TO EXTRUSION				ARMS TO NUB		
SERIES	ITEM#	QTY	DESCRIPTION	ITEM#	QTY	DESCRIPTION
15	651487	1	SHCS & tnut	651134	2	5/16-18 x 11/16" FBHSCS

RECOMMENDED FASTENERS (ARM TO EXTRUSION)

ITEM#	SERIES	QTY	BOLT	TNUT TYPE
651129	15	4	5/16-18 x 11/16" FBHSCS	Economy

90° "L" ARM and STRAIGHT ARM PIVOT HINGE



ITEM#	SERIES	NUB (QTY)	ARM (QTY)	A	B	C	D	E	F
653190	15	653214 (1)	653181 (1), 653219 (1)	4.900"	1.500"	1.500"	4.500"	1.000"	1.500"

INCLUDED FASTENERS

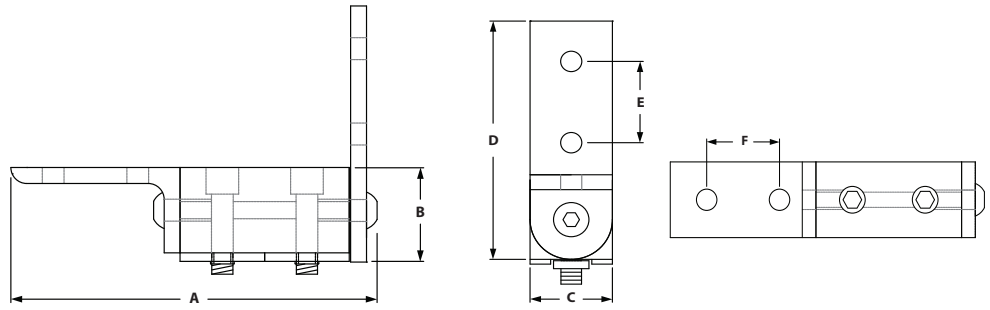

NUB TO EXTRUSION				ARMS TO NUB		
SERIES	ITEM#	QTY	DESCRIPTION	ITEM#	QTY	DESCRIPTION
15	651487	1	SHCS & tnut	651134	2	5/16-18 x 11/16" FBHSCS

RECOMMENDED FASTENERS (ARM TO EXTRUSION)

ITEM#	SERIES	QTY	BOLT	TNUT TYPE
651129	15	4	5/16-18 x 11/16" FBHSCS	Economy

Dynamic & Structural Hinges

UNIVERSAL "L" ARM and STRAIGHT ARM PIVOT HINGE



ITEM#	SERIES	NUB (QTY)	ARM (QTY)	A	B	C	D	E	F
653191	15	653212 (1)	653181 (1), 653219 (1)	6.400"	1.500"	1.500"	4.500"	1.000"	1.500"

INCLUDED FASTENERS

NUB TO EXTRUSION				ARMS TO NUB		
SERIES	ITEM#	QTY	DESCRIPTION	ITEM#	QTY	DESCRIPTION
15	651487	1	SHCS & tnut	651134	2	5/16-18 x 11/16" FBHSCS

RECOMMENDED FASTENERS (ARM TO EXTRUSION)

ITEM#	SERIES	QTY	BOLT	TNUT TYPE
651129	15	4	5/16-18 x 11/16" FBHSCS	Economy

CONTENT


06 TSLOTS Panels

Plastic Panels	188-191
PVC Coated Wire Mesh	191
Area Calculator Matrix	192
Panel Mount Blocks & Brackets	193-194
Panel Retainers	195-196
Mesh Panel Retainers	197-198
Backing Plates	199
Mesh Panel Retainer Assemblies	200
Panel Stiffener & Gaskets	201-203
Glass Panel Clamp	202-204
Slatwall Panels	205

06 PANELS FRACTIONAL

TSLOTS Panels


ACRYLIC PANELS



- *Lightweight*
- *Weather resistant*
- *High optical clarity*
- *Great for displays or Partitions*

ITEM#	COLOR	MATERIAL	THICKNESS	STOCK SIZE
655424	Clear	Acrylic	.236"	4' x 8' +.250"/-0
655425	Clear	Acrylic	.177"	4' x 8' +.250"/-0
655426	White	Acrylic	.236"	4' x 8' +.250"/-0
655427	White	Acrylic	.177"	4' x 8' +.250"/-0
655428	Black	Acrylic	.236"	4' x 8' +.250"/-0
655429	Black	Acrylic	.177"	4' x 8' +.250"/-0
655430	Bronze	Acrylic	.236"	4' x 8' +.250"/-0
655431	Bronze	Acrylic	.177"	4' x 8' +.250"/-0

POLYCARBONATE PANELS




- *High durability and impact resistance*
- *High optical clarity*
- *Highly machinable*
- *Great for enclosures, guarding, or safety applications*

ITEM#	COLOR	MATERIAL	THICKNESS	STOCK SIZE
655432	Clear	Polycarbonate	.236"	4' x 8' +.250"/-0
655433	Clear	Polycarbonate	.177"	4' x 8' +.250"/-0
682883	Clear	Polycarbonate	.375"	4' x 8' +.250"/-0
682884	Clear	Polycarbonate	.500"	4' x 8' +.250"/-0
655448	Gray	Polycarbonate	.236"	4' x 8' +.250"/-0
655449	Gray	Polycarbonate	.177"	4' x 8' +.250"/-0
655434	Bronze	Polycarbonate	.236"	4' x 8' +.250"/-0
655435	Bronze	Polycarbonate	.177"	4' x 8' +.250"/-0

- *Machining Service – Panel Cut to Size 660062 & 660063*
- *Panels are ordered by the sq. ft.*
- *For custom panels contact Tslots. See page 4 for information*


HDPE PANELS



- Textured on both sides
- Impact and corrosion resistant
- Highly machinable
- Great for enclosures, guarding, or safety applications

ITEM#	COLOR	MATERIAL	THICKNESS	STOCK SIZE
655690	Black	HDPE	.236"	4' x 8' +.250"/-0
655691	Blue	HDPE	.236"	4' x 8' +.250"/-0
655695	Red	HDPE	.236"	4' x 8' +.250"/-0

HAIRCELL ABS PANELS



- One smooth side and one textured side
- Impact resistant
- Highly machinable
- Great for workstations and partitions

ITEM#	COLOR	MATERIAL	THICKNESS	STOCK SIZE
655436	Black	Haircell ABS	.236"	4' x 8' +.250"/-0
655437	Black	Haircell ABS	.177"	4' x 8' +.250"/-0

- Machining Service – Panel Cut to Size 660062 & 660063
- Panels are ordered by the sq. ft.
- For custom panels contact Tslots. See page 4 for information

TSLOTS Panels


EXPANDED PVC PANELS



- Chemical and weather resistant
- Lightweight
- Highly machinable
- Great for displays and partitions

ITEM#	COLOR	MATERIAL	THICKNESS	STOCK SIZE
655440	Black	Expanded PVC	.236"	4' x 8' +.250"/-0
655441	Black	Expanded PVC	.118"	4' x 8' +.250"/-0
655442	Red	Expanded PVC	.236"	4' x 8' +.250"/-0
655443	Red	Expanded PVC	.118"	4' x 8' +.250"/-0
655444	Blue	Expanded PVC	.236"	4' x 8' +.250"/-0
655445	Blue	Expanded PVC	.118"	4' x 8' +.250"/-0
655446	Gray	Expanded PVC	.236"	4' x 8' +.250"/-0
655447	Gray	Expanded PVC	.118"	4' x 8' +.250"/-0
655438	White	Expanded PVC	.236"	4' x 8' +.250"/-0
655439	White	Expanded PVC	.118"	4' x 8' +.250"/-0
682882	Clear	PVC	.236"	4' x 8' +.250"/-0
655450	Yellow	Expanded PVC	.236"	4' x 8' +.250"/-0
655451	Yellow	Expanded PVC	.118"	4' x 8' +.250"/-0

ALUMALITE PANELS



- Weather resistant
- High durability
- Lightweight alternative to solid aluminum plate
- Great for workstations, enclosures, or displays

ITEM#	COLOR	MATERIAL	THICKNESS	STOCK SIZE
655452	Blue	Alupalite	.236"	4' x 8' +.250"/-0
655454	Silver	Alupalite	.236"	4' x 8' +.250"/-0

- Machining Service – Panel Cut to Size 660062 & 660063
- Panels are ordered by the sq. ft.
- For custom panels contact Tslots. See page 4 for information

ALUCOBOND PANELS



- Weather resistant
- High durability
- Lightweight alternative to solid aluminum plate
- Great for workstations, enclosures, or displays
- Platinum only on one side
- Aluminum sheets separated by thermoplastic core

ITEM#	COLOR	MATERIAL	THICKNESS	STOCK SIZE
655457	Platinum	Alucobond	.157"	4' x 8' +.250"/-0


DIE BOND PANELS



- Weather resistant
- High durability
- Lightweight alternative to solid aluminum plate
- Great for workstations, enclosures, or displays
- White on one side and black on the other side

ITEM#	COLOR	MATERIAL	THICKNESS	STOCK SIZE
655857	White/Black	Diebond	.118"	4' x 8' +.250"/-0

WIRE MESH



- Great for workstations, enclosures, or displays
- See page 471 for cutting
- Use calculation matrix on page 190 to measure area

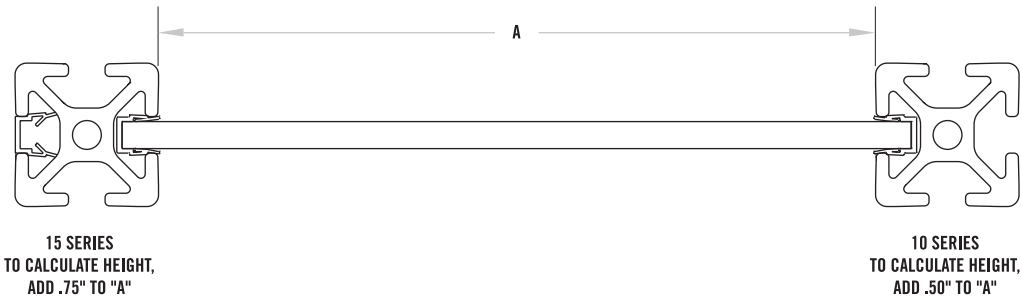
ITEM#	SIZE	COLOR	MATERIAL	GAUGE	OVERALL THICKNESS	STOCK SIZE
655318	.5" x .5"	Black	PVC	16	.140"	4' x 8' +.250"/-0
655319	.5" x .5"	Yellow	PVC	16	.140"	4' x 8' +.250"/-0
655316	1" x 1"	Black	PVC	12	.210"	4' x 8' +.250"/-0
655317	1" x 1"	Yellow	PVC	12	.210"	4' x 8' +.250"/-0
655818	2" x 2"	Black	PVC	12	.210"	4' x 8' +.250"/-0
655830	2" x 2"	Yellow	PVC	12	.210"	4' x 8' +.250"/-0

TSLOTS Panel Hardware

AREA CALCULATION MATRIX

HOW TO USE THE MATRIX

- Round both length and width dimensions up to the next 6" increment
- Find the length and width along the top and side of area calculation matrix
- Find the area in square feet at the intersection of the length and width matrix

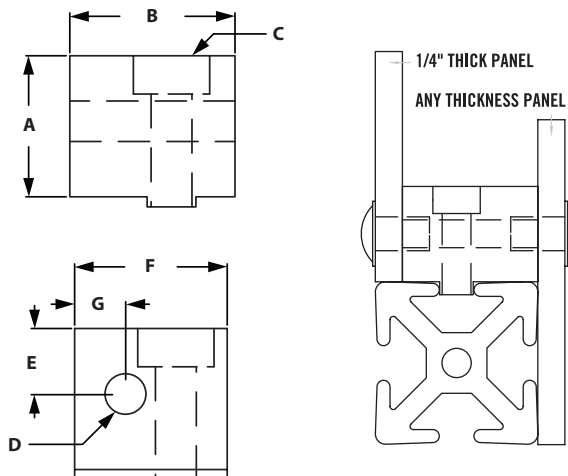


		WIDTH									
		6"	12"	18"	24"	30"	36"	42"	48"	54"	60"
LENGTH	6"	0.25	0.50	0.75	1.00	1.25	1.50	1.75	2.00	2.25	2.50
	12"	0.50	1.00	1.50	2.00	2.50	3.00	3.50	4.00	4.50	5.00
	18"	0.75	1.50	2.25	3.00	3.75	4.50	5.25	6.00	6.75	7.50
	24"	1.00	2.00	3.00	4.00	5.00	6.00	7.00	8.00	9.00	10.00
	30"	1.25	2.50	3.75	5.00	6.25	7.50	8.75	10.00	11.25	12.50
	36"	1.50	3.00	4.50	6.00	7.50	9.00	10.50	12.00	13.50	15.00
	42"	1.75	3.50	5.25	7.00	8.75	10.50	12.25	14.00	15.75	17.50
	48"	2.00	4.00	6.00	8.00	10.00	12.00	14.00	16.00	18.00	20.00
	54"	2.25	4.50	6.75	9.00	11.25	13.50	15.75	18.00	20.25	22.50
	60"	2.50	5.00	7.50	10.00	12.50	15.00	17.50	20.00	22.50	25.00
	66"	2.75	5.50	8.25	11.00	13.75	16.50	19.25	22.00	24.75	27.50
	72"	3.00	6.00	9.00	12.00	15.00	18.00	21.00	24.00	27.00	30.00
	78"	3.25	6.50	9.75	13.00	16.25	19.50	22.75	26.00	29.25	32.50
	84"	3.50	7.00	10.50	14.00	17.50	21.00	24.50	28.00	31.50	35.00
	90"	3.75	7.50	11.25	15.00	18.75	22.50	26.25	30.00	33.75	37.50
	96"	4.00	8.00	12.00	16.00	20.00	24.00	28.00	32.00	36.00	40.00
102"	4.25	8.50	12.75	17.00	21.25	25.50	29.75	34.00	38.25	42.50	
108"	4.50	9.00	13.50	18.00	22.50	27.00	31.50	36.00	40.50	45.00	

PANEL MOUNT BLOCK



- Allows you to mount panel flush or offset with extrusion
- Simplifies adding or removing panels
- Drilling panel required
- Fasteners for mounting to extrusion included



ITEM#	SERIES	A	B	C	D	E	F	G
655288	10	.700"	.812"	10-32 SHCS	1/4-20 Tap	.325"	.750"	.250"
655286	15	.875"	1.250"	1/4-20 SHCS	5/16-18 Tap	.440"	1.000"	.390"

INCLUDED FASTENERS

ITEM#	SERIES	QTY	DESCRIPTION
651017 & 651096	10	1	10-32 x 3/4" SHCS & 10-32 Economy Tnut
651029 & 651105	15	1	1/4-20 x 1" SHCS & 1/4-20 Economy Tnut

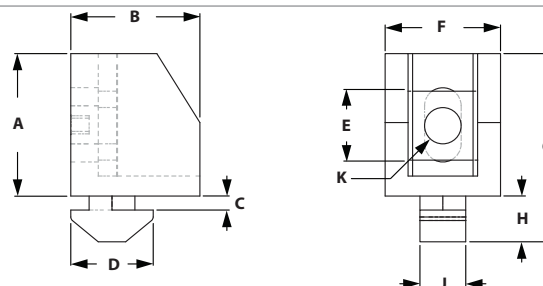
RECOMMENDED FASTENERS (MOUNT TO PANEL)

ITEM#	SERIES	QTY	DESCRIPTION
651023	10	1	1/4-20 x 5/8" BHSCS
651053	15	1	5/16-18 3/4" BHSCS

NYLON PANEL MOUNT BLOCK



- Panel inserts from the top then twists 90° to lock into place.
- Made of Black Nylon
- .5" offset from edge for hole placement of panel.




ITEM#	SERIES	A	B	C	D	E	F	G	H	J	K-THREAD
655681	15	.886"	.984"	.165"	.670"	.492"	.750"	1.339"	.354"	.236"	1/4-20

INCLUDED FASTENERS

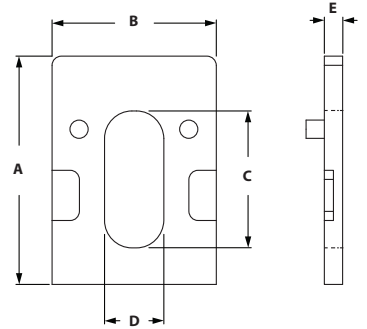
ITEM#	QTY	DESCRIPTION
671047	1	Uniblock Spacer
651462	1	1/4-20 x 1" BHSCS

TSLOTS Panel Hardware

UNIBLOCK SPACERS



- Work with panel mount block to increase thickness
- Allows for offset panel mounting
- Reduces movement and vibration

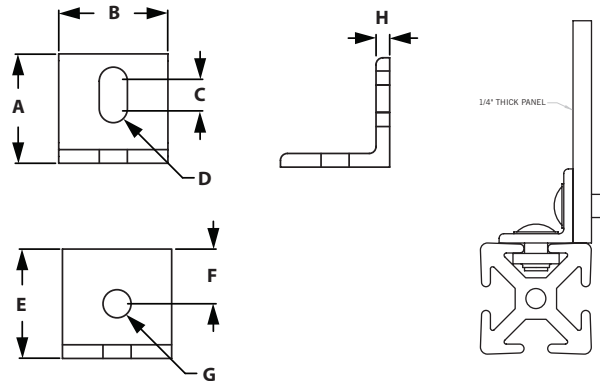


ITEM#	SERIES	A	B	C	D	E
671046	15	.984"	.728"	.590"	.256"	.118"
671047	15	.984"	.728"	.590"	.256"	.197"

PANEL MOUNT BRACKET



- Lower cost alternative than Panel Mount Block
- Slotted hole makes alignment easy
- Drilling hole in panel required



ITEM#	SERIES	A	B	C	D	E	F	G	H
655289	10	1.000"	1.000"	.250"	.129"	1.000"	.500"	.257"	.125"
655291	15	1.000"	1.000"	.250"	.164"	1.000"	.500"	.328"	.125"


RECOMMENDED FASTENERS (EXTRUSION SLOT)

ITEM#	SERIES	QTY	BOLT	TNUT
651166	10	1	1/4-20 x 3/8" FBHSCS	Economy
651128	15	1	5/16-18 x 1/2" FBHSCS	Economy

RECOMMENDED FASTENERS (EXTRUSION END)

ITEM#	SERIES	QTY	BOLT	HEX NUT	WASHER
651002	10	1	1/4-20 x 3/8" FBHSCS	Yes	Yes
651210	15	1	5/16-18 x 1/2" FBHSCS	Yes	Yes

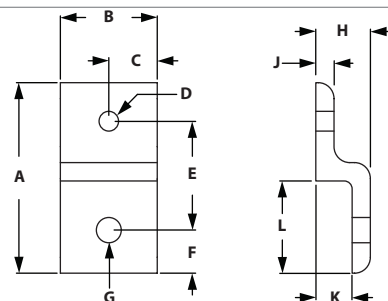
SINGLE PANEL RETAINER



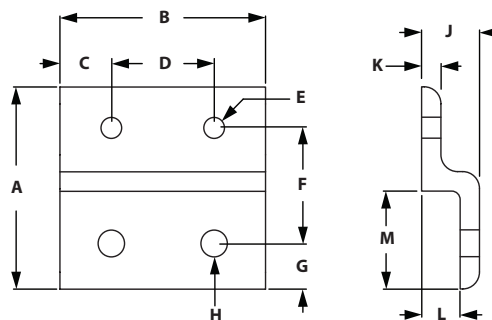
- Strongest way to retain panels
- Simplifies panel installation and removal
- Drilling panel required



SINGLE PANEL RETAINER



SINGLE PANEL RETAINER-WIDE



SINGLE RETAINER

ITEM#	SERIES	A	B	C	D-TAP	E	F	G	H	J	K	L
655329	10	1.938"	1.000"	.500"	1/4-20	1.108"	.438"	.257"	.563"	.188"	.375"	.938"
655295	15	2.879"	1.500"	.750"	5/16-18	1.656"	.629"	.328"	.840"	.250"	.590"	1.379"

SINGLE RETAINER WIDE

ITEM#	SERIES	A	B	C	D	E-TAP	F	G	H	J	K	L	M
655330	10	1.938"	2.000"	.500"	1.000"	1/4-20	1.108"	.438"	.257"	.563"	.188"	.375"	.938"
655294	15	2.879"	3.000"	.750"	1.500"	5/16-18	1.656"	.629"	.328"	.840"	.250"	.590"	1.379"

RECOMMENDED FASTENERS (EXTRUSION SLOT)


ITEM#	SERIES	QTY	QTY FOR WIDE	BOLT	TNUT
651130	10	1	2	1/4-20 x 1/2" FBHSCS	Economy
651129	15	1	2	5/16-18 x 11/16" FBHSCS	Economy

RECOMMENDED FASTENERS (FOR 1/4" PANEL)


ITEM#	SERIES	QTY	QTY FOR WIDE	BOLT
651169	10	1	2	1/4-20 x 3/8" FBHSCS
651135	15	1	2	5/16-18 x 1/2" FBHSCS

TLOTS Panel Hardware

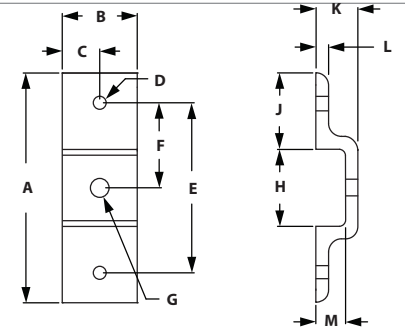
DOUBLE PANEL RETAINER



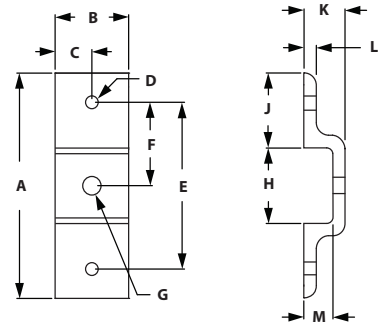
- Strongest way to retain panels
- Simplifies panel installation and removal



DOUBLE PANEL RETAINER



DOUBLE PANEL RETAINER-WIDE



DOUBLE RETAINER

ITEM#	SERIES	A	B	C	D-TAP	E	F	G	H	J	K	L	M
655343	10	3.021"	1.000"	.500"	1/4-20	2.237"	1.118"	.257"	1.021"	1.000"	.563"	.188"	.375"
655345	15	4.523"	1.500"	.750"	5/16-18	3.335"	1.666"	.328"	1.523"	1.500"	.840"	.250"	.590"

DOUBLE RETAINER WIDE

ITEM#	SERIES	A	B	C	D	E-TAP	F	G	H	J	K	L	M	N
655344	10	3.021"	2.000"	.500"	1.000"	1/4-20	2.237"	1.118"	.257"	1.021"	1.000"	.563"	.188"	.375"
655346	15	4.523"	3.000"	.750"	1.500"	5/16-18	3.335"	1.666"	.328"	1.523"	1.500"	.840"	.250"	.590"



RECOMMENDED FASTENERS (EXTRUSION SLOT)

ITEM#	SERIES	QTY	QTY FOR WIDE	BOLT	TNUT
651130	10	2	4	1/4-20 x 1/2" FBHSCS	Economy
651129	15	2	4	5/16-18 x 11/16" FBHSCS	Economy

RECOMMENDED FASTENERS (FOR 1/4" PANEL)

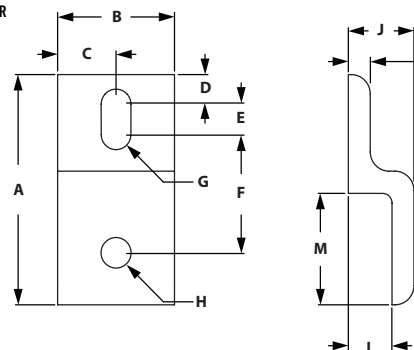
ITEM#	SERIES	QTY	QTY FOR WIDE	BOLT
651169	10	2	4	1/4-20 x 3/8" FBHSCS
651135	15	2	4	5/16-18 x 1/2" FBHSCS

MESH PANEL RETAINER

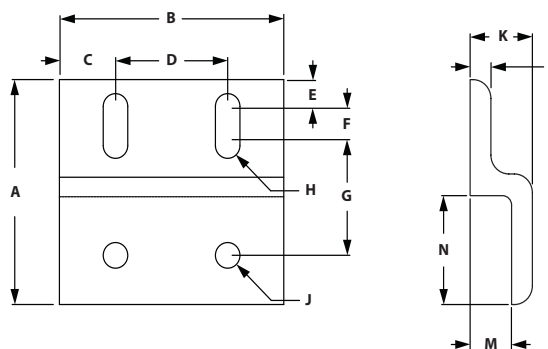


- Strongest way to retain wire mesh
- Prevents wire mesh from pushing out of T-Slot
- Simplifies installation and removal of wire mesh

MESH PANEL RETAINER



MESH PANEL RETAINER-WIDE



SINGLE RETAINER

ITEM#	SERIES	A	B	C	D	E	F	G	H	J	K	L	M
655323	10	1.938"	1.000"	.500"	.250"	.375"	.875"	.255"	.255"	.563"	.188"	.375"	.938"
655293	15	2.879"	1.500"	.750"	.344"	.500"	1.406"	.328"	.328"	.840"	.250"	.590"	1.379"

SINGLE RETAINER-WIDE


ITEM#	SERIES	A	B	C	D	E	F	G	H	J	K	L	M	N
655326	10	1.938"	2.000"	.500"	1.000"	.250"	.375"	.875"	.255"	.255"	.563"	.188"	.375"	.938"
655292	15	2.879"	3.000"	.750"	1.500"	.344"	.500"	1.406"	.328"	.328"	.840"	.250"	.590"	1.379"

RECOMMENDED FASTENERS (EXTRUSION SLOT)

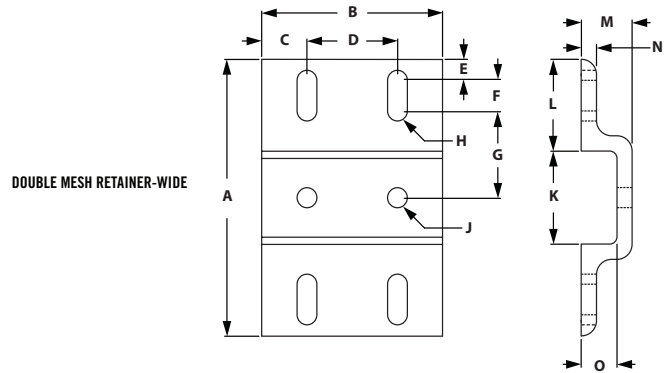
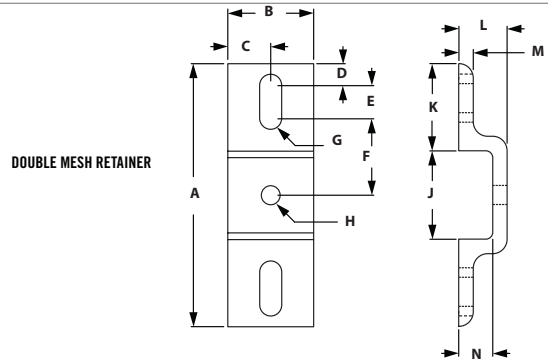

ITEM#	SERIES	QTY	QTY FOR WIDE	BOLT	TNUT
651130	10	1	2	1/4-20 x 1/2" FBHSCS	Economy
651129	15	1	2	5/16-18 x 11/16" FBHSCS	Economy

TLOTS Panel Hardware

DOUBLE MESH PANEL RETAINER



- Prevents panels from pushing out
- Simplifies installation and removal



DOUBLE RETAINER

ITEM#	SERIES	A	B	C	D	E	F	G	H	J	K	L	M	N
655351	10	3.021"	1.000"	.500"	.250"	.375"	.855"	.257"	.257"	1.021"	1.000"	.563"	.188"	.375"
655347	15	4.523"	1.500"	.750"	.344"	.500"	1.416"	.328"	.328"	1.523"	1.500"	.840"	.250"	.590"

DOUBLE RETAINER-WIDE

ITEM#	SERIES	A	B	C	D	E	F	G	H	J	K	L	M	N	O
655353	10	3.021"	2.000"	.500"	1.000"	.250"	.375"	.855"	.257"	.257"	1.021"	1.000"	.563"	.188"	.375"
655349	15	4.523"	3.000"	.750"	1.500"	.344"	.500"	1.416"	.328"	.328"	1.523"	1.500"	.840"	.250"	.590"

RECOMMENDED FASTENERS (EXTRUSION SLOT)

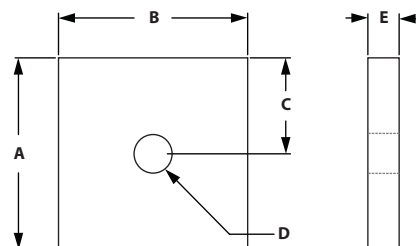
ITEM#	SERIES	QTY	QTY FOR WIDE	BOLT	TNUT
651130	10	1	2	1/4-20 x 1/2" FBHSCS	Economy
651129	15	1	2	5/16-18 x 11/16" FBHSCS	Economy

BACKING PLATES

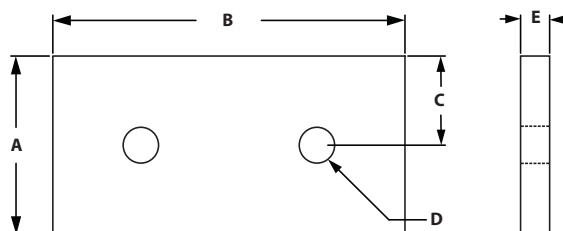


◦ Secures mesh panel retainers to the wire mesh

BACKING PLATE



BACKING PLATE-WIDE



BACKING PLATES

ITEM#	SERIES	A	B	C	D-THREAD	E
655325	10	1.000"	1.000"	.500"	1/4-20	.188"
655299	15	1.500"	1.500"	.750"	5/16-18	.250"

BACKING PLATES-WIDE


ITEM#	SERIES	A	B	C	D-THREAD	E
655328	10	1.000"	2.000"	.500"	1/4-20	.188"
655298	15	1.500"	3.000"	.750"	5/16-18	.250"

RECOMMENDED FASTENERS (TO PANEL/MESH RETAINER)

ITEM#	SERIES	QTY	QTY FOR WIDE	QTY FOR DBL	QTY FOR DBL WIDE	BOLT
651023	10	1	2	2	4	1/4-20 x 5/8" BHSCS
651053	15	1	2	2	4	5/16-18 x 3/4" BHSCS

Mesh Retainer Assemblies

MESH PANEL RETAINERS ASSEMBLY



- Strongest way to retain wire mesh
- Prevents wire mesh from pushing out of T-Slot
- Simplifies installation and removal of wire mesh

**Fasteners for gauge wire included.*

MESH PANEL RETAINERS ASSEMBLY

ITEM#	SERIES	RETAINER	QTY	BACKING PLATE	QTY	BOLT TO PLATE	QTY
655324	10	655323	1	655325	1	651023	1
655297	15	655293	1	655299	1	651053	1

MESH PANEL RETAINERS ASSEMBLY - WIDE

ITEM#	SERIES	RETAINER	QTY	BACKING PLATE	QTY	BOLT TO PLATE	QTY
655327	10	655326	1	655328	1	651023	1
655296	15	655292	1	655298	1	651053	1

DOUBLE MESH PANEL RETAINERS ASSEMBLY



- Prevents panels from pushing out
- Simplifies installation and removal

**Fasteners for gauge wire included.*

DOUBLE MESH PANEL RETAINERS ASSEMBLY

ITEM#	SERIES	RETAINER	QTY	BACKING PLATE	QTY	BOLT TO PLATE	QTY
655352	10	655351	1	655325	2	651023	2
655348	15	655347	1	655299	2	651053	2


DOUBLE MESH PANEL RETAINERS ASSEMBLY - WIDE

ITEM#	SERIES	RETAINER	QTY	BACKING PLATE	QTY	BOLT TO PLATE	QTY
655354	10	655353	1	655328	2	651023	4
655350	15	655349	1	655298	2	651053	4

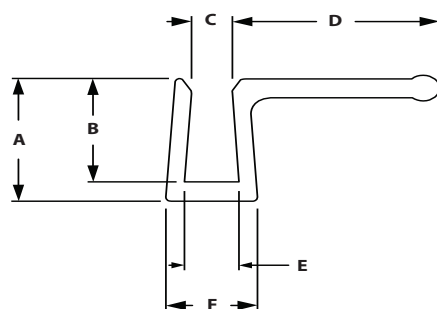
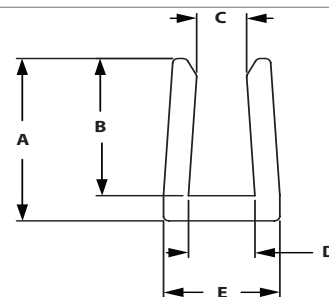
RECOMMENDED FASTENERS (EXTRUSION SLOT)

ITEM#	SERIES	QTY	QTY FOR WIDE	BOLT	TNUT
651130	10	1	2	1/4-20 x 1/2" FBHSCS	Economy
651129	15	1	2	5/16-18 x 11/16" FBHSCS	Economy

PANEL STIFFENER



◦ Increases the rigidity of 1/4" panels



ITEM#	SERIES	LENGTH	A	B	C	D	E
655285	15	72"	.710"	.600"	.181"	.240"	.420"

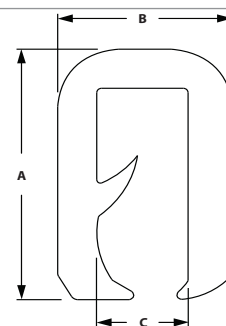
WITH HANDLE

ITEM#	SERIES	LENGTH	A	B	C	D	E	F
655290	15	72"	.710"	.600"	.181"	.950"	.245"	.420"

WIRE EDGE COVER



- Applied to the edge of wire mesh to prevent cuts
- Creates a clean and a safe guarding
- Sold by the foot



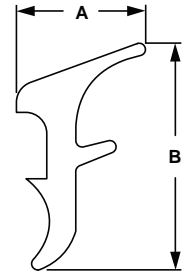
ITEM#	COLOR	MATERIAL	A	B	C
655312	Black	PVC/Aluminum	.545"	.357"	.187"

TSLOTS Hardware

RUBBER PANEL GASKET




- Place in slot to secure panels or mesh
- Can be easily placed in slot after panel or mesh has been placed
- Can be ordered by the foot or 150' roll

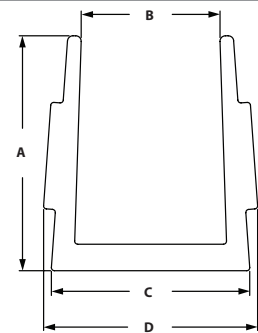


ITEM#	SERIES	SOLD	A	B
655111	10	Per Foot	.208"	.362"
655110	15	Per Foot	.311"	.547"
655113	10	Per 150' Roll	.208"	.362"
655112	15	Per 150' Roll	.311"	.547"

ECONOMY PLASTIC PANEL GASKET



- 10 S economy gasket will accommodate 3/16" panels

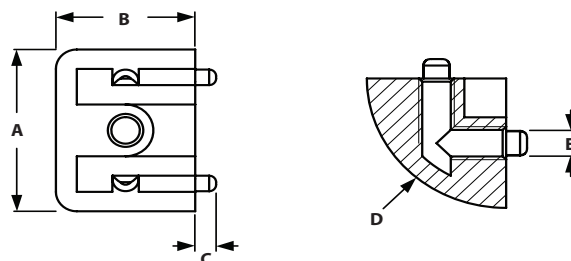


ITEM#	SERIES	LENGTH	MATERIAL	A	B	C	D
655639	10	96"	Polypropylene	.298"	.179"	.255"	.275"

GLASS PANEL CORNER CONNECTION



- To make corner connection with two panels using two glass panel clamps
- Die-cast zinc
- Included fasteners- 2 screws M5 x 12mm SHCS Bright Zinc



ITEM#
671044

SERIES
10/15

A
.985"

B
.787"

C
.118"

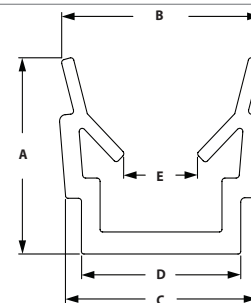
D
R20

E
M5

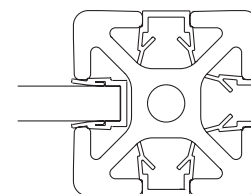
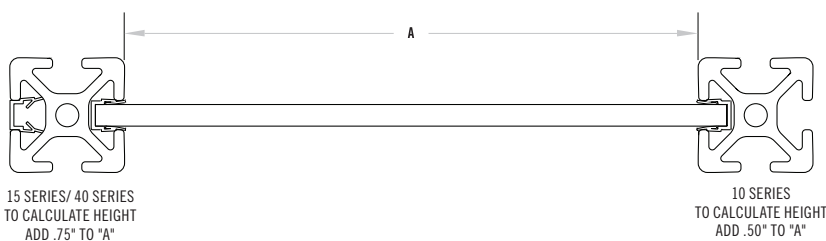
DELUXE PLASTIC PANEL GASKET



- Recessed in slot to secure plastic panels
- The deluxe gasket can also be used as a slot cover



ITEM#	SERIES	COLOR	LENGTH	MATERIAL	A	B	C	D	E
655640	10	Black	96"	HDPE	.299"	.319"	.297"	.256"	.119"
655827	15	Black	72"	HDPE	.433"	.416"	.355"	.323"	.197"
655760	15	Yellow	78" (2M)	HDPE	.433"	.416"	.355"	.323"	.197"
655761	15	Natural	78" (2M)	HDPE	.433"	.416"	.355"	.323"	.197"

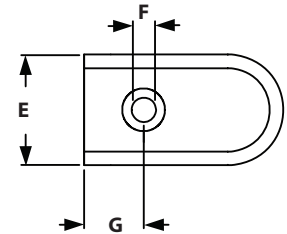
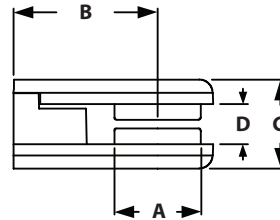


TLOTS Hardware

GLASS PANEL CLAMP



- Simple and easy way to secure panels
- Gripped pads increase the strength and protect panel
- For panels .079" - .375"
- Included fasteners- M5 x 16mm SHCS Bright Zinc (connect clamps together) and 5 rubber pads for panels




ITEM#	SERIES	A	B	C	D	E	F	G
671043	10/15	.768"	1.280"	.787"	.354"	.984"	.217"	.531"

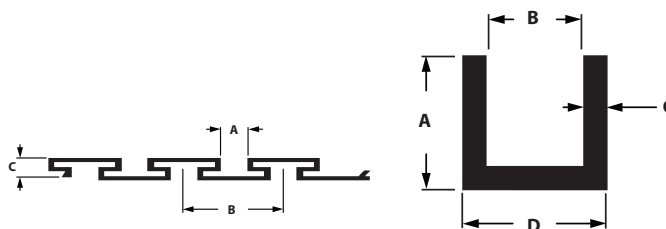
RECOMMENDED FASTENERS

SERIES	QTY	BOLT ITEM	BOLT	TNUT	TYPE
10	1 EA	651010	10-32 x 1/2" SHCS	651468	Drop-In
15	1 EA	651013	10-32 x 5/8" SHCS	651643	Drop-In

SLATWALL PANELS AND U CHANNEL



- Custom size panels are available
- Round to the next full panel



ITEM#	DESCRIPTION	SERIES	LENGTH	A	B	C	D
599900	Slatwall Panel	10/15	12' 6"	.450"	1.500"	.495"	N/A
301901	U Channel	10/15	12'	.750"	.500"	.125"	.750"

RECOMMENDED FASTENERS (FOR 10S EXTRUSION)

BOLT	QTY	DESCRIPTION
653273	1	10 to 15s 2 Hole Transition Strip
651130	1	1/4-20 x 1/2" FBHSCS & Econ Tnut
651129	1	5/16-18 x 11/16" FBHSCS & Econ Tnut

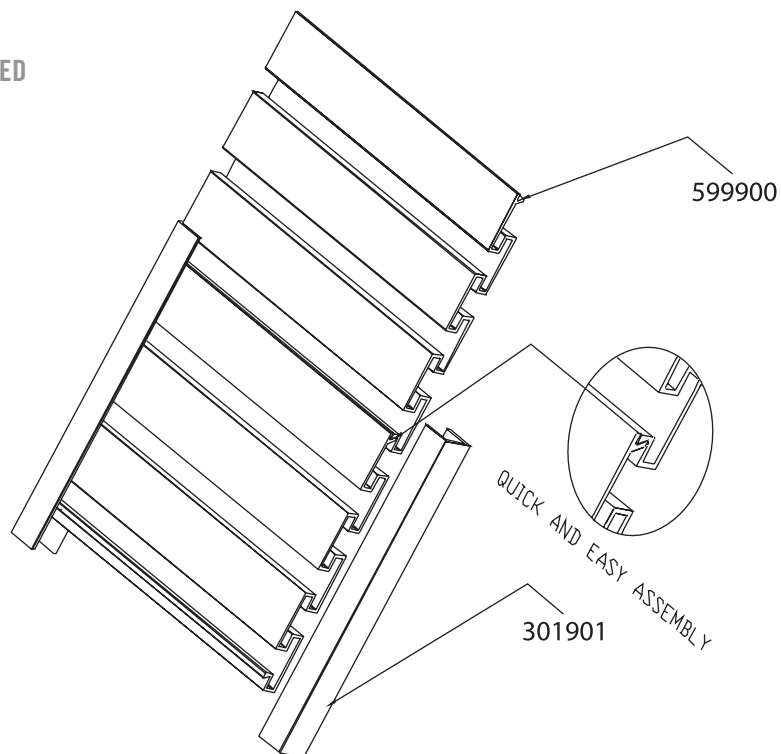
RECOMMENDED FASTENERS (FOR 15S EXTRUSION)

BOLT	QTY	DESCRIPTION
653141	1	15s 2 Hole Joining Strip
651129	2	5/16-18 x 11/16" FBHSCS & Econ Tnut

CALCULATION FORMULA FOR NUMBER OF PANELS NEEDED

(Desired Panel Height - 0.335)

$$\frac{\quad}{4.6}$$



CONTENT

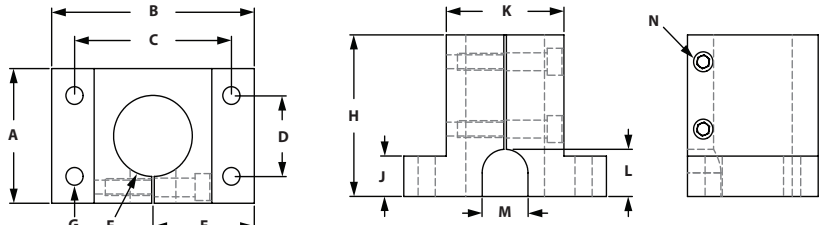
07 Stanchions

Single Shaft Base	208
Double Shaft Base	208
Single Shaft Plates	209
Cross Clamp	210
Single Shaft Mounting Block	210
Single Horizontal Base	211
Double Horizontal Base	211
Quick Clamp	212
Replacement Handle	213

07 STANCHIONS FRACTIONAL

Stanchions

SINGLE SHAFT BASE



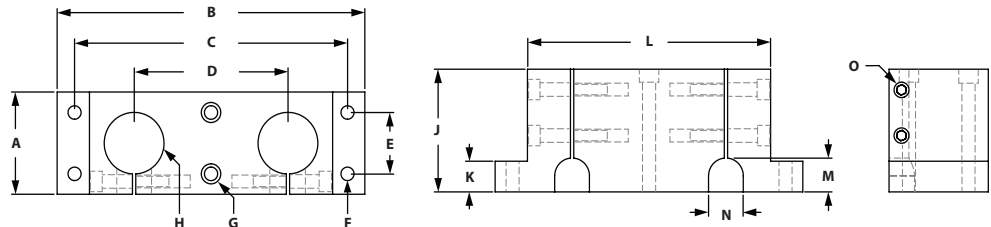
(INCLUDED BOLT)

ITEM#	SERIES	A	B	C	D	E	F	G	H	J	K	L	M	N
659012	10	2.125"	3.000"	2.250"	1.000"	1.500"	1.004"	.257"	2.500"	.500"	1.500"	.625"	.625"	1/4-20 SHCS
659013	15	2.125"	3.000"	2.250"	1.500"	1.500"	1.004"	.328"	2.500"	.500"	1.500"	.625"	.625"	1/4-20 SHCS
659016	15	2.500"	3.875"	3.000"	1.500"	1.937"	1.505"	.328"	3.000"	.750"	2.250"	.875"	.875"	5/16-18 SHCS
659018	15	3.500"	4.750"	3.750"	1.500"	2.375"	2.005"	.328"	3.500"	.750"	2.750"	.750"	1.250"	5/16-18 SHCS

RECOMMENDED FASTENERS (EXTRUSION SLOT)

ITEM #	STANCHION	QTY	BOLT	T-NUT
651117	659012	4	1/4-20 x 3/4" SHCS	Economy
651205	659013	4	5/16-18 x 7/8" SHCS	Economy
651482	659016	4	5/16-18 x 1-1/4" SHCS	Economy
651482	659018	4	5/16-18 x 1-1/4" SHCS	Economy

DOUBLE SHAFT BASE



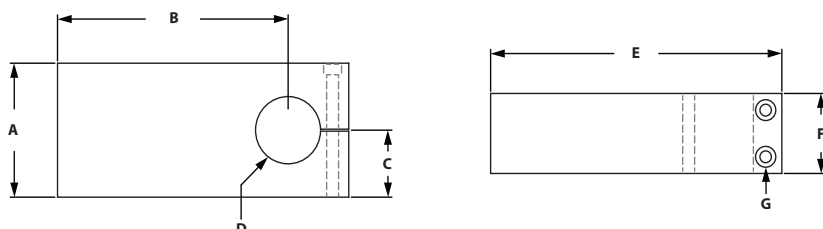
(INCLUDED BOLT)

ITEM#	SERIES	A	B	C	D	E	F	G	H	J	K	L	M	N	O
659014	10	2.000"	6.500"	5.750"	3.500"	1.000"	.257"	1/4-20 SHCS	1.004"	2.500"	.500"	5.000"	.625"	.620"	1/4-20 SHCS
659015	15	2.000"	6.500"	5.750"	3.500"	1.500"	.328"	5/16-18 SHCS	1.004"	2.500"	.500"	5.000"	.625"	.620"	1/4-20 SHCS
659017	15	2.500"	7.750"	6.875"	3.875"	1.500"	.328"	5/16-18 SHCS	1.505"	3.000"	.750"	6.125"	.825"	.875"	5/16-18 SHCS
659020	15	3.500"	9.500"	8.500"	4.750"	1.500"	.328"	5/16-18 SHCS	2.005"	3.500"	.750"	7.500"	.750"	1.250"	5/16-18 SHCS

RECOMMENDED FASTENERS (EXTRUSION SLOT)

ITEM #	STANCHION	QTY	BOLT	T-NUT	ITEM #	QTY	BOLT	T-NUT	
651117	659014	4	1/4-20 x 3/4" SHCS	Economy	651483	2	1/4-20 x 2-1/2 SHCS	Economy	
651205	659015	4	5/16-18 x 7/8" SHCS	Economy	AND/OR	651484	2	5/16-18 x 2-1/2 SHCS	Economy
651482	659017	4	5/16-18 x 1-1/4" SHCS	Economy	651485	2	5/16-18 x 3 SHCS	Economy	
651482	659020	4	5/16-18 x 1-1/4" SHCS	Economy	651486	2	5/16-18 x 3-1/2 SHCS	Economy	

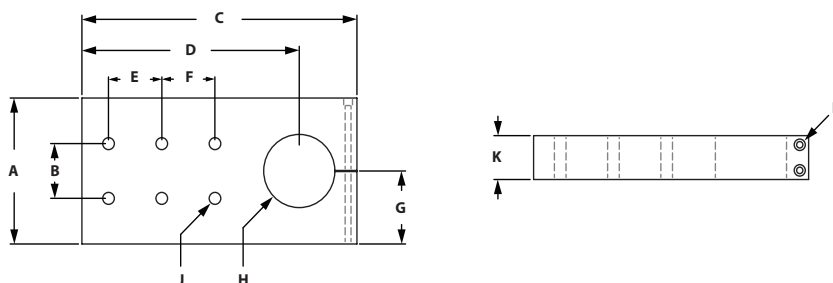
SINGLE SHAFT BLANK MOUNTING PLATE



(INCLUDED BOLT)

ITEM#	SERIES	A	B	C	D	E	F	G
659023	10	2.000"	3.562"	1.000"	1.004"	4.500"	1.000"	1/4-20 SHCS
659026	15	3.000"	5.125"	1.500"	1.505"	6.500"	1.500"	5/16-18 SHCS
659028	15	4.000"	6.125"	2.000"	2.005"	7.750"	2.000"	5/16-18 SHCS

SINGLE SHAFT PRE-DRILLED MOUNTING PLATE



(INCLUDED BOLT)

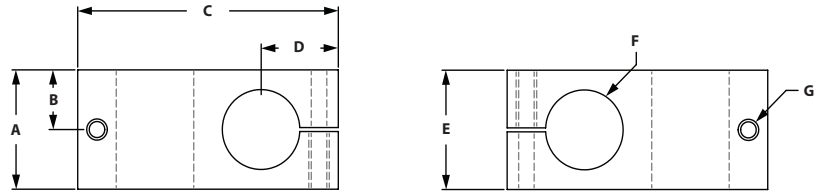
ITEM#	SERIES	A	B	C	D	E	F	G	H	J	K	L
659024	10	2.000"	1.000"	4.500"	3.560"	1.000"	N/A	1.000"	1.004"	4@ .257"	1.250"	1/4-20 SHCS
659025	15	2.000"	1.500"	4.500"	3.562"	1.500"	N/A	1.000"	1.004"	4@ .328"	1.250"	1/4-20 SHCS
659027	15	3.000"	1.500"	6.500"	5.125"	1.500"	N/A	1.500"	1.505"	4@ .328"	1.500"	5/16-18 SHCS
659029	15	4.000"	1.500"	7.750"	6.125"	1.500"	1.500"	2.000"	2.005"	6@ .328"	2.000"	5/16-18 SHCS

RECOMMENDED FASTENERS (EXTRUSION SLOT)

ITEM #	STANCHION	QTY	BOLT	T-NUT
651121	659024	4	1/4-20 x 1-1/2" SHCS	Economy
651583	659025	4	5/16-18 x 1-3/4" SHCS	Economy
651584	659027	4	5/16-18 x 2" SHCS	Economy
651585	659029	6	5/16-18 x 2-1/2" SHCS	Economy

Stanchions

QUICK CROSS CLAMP STANCHIONS

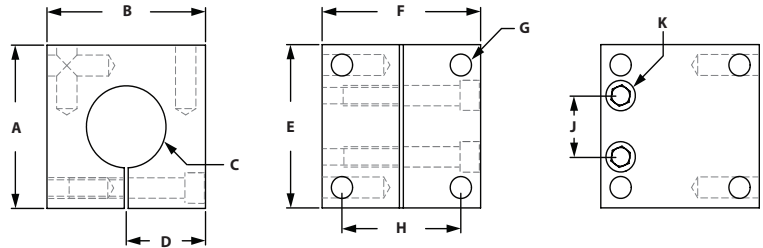


ITEM#	SERIES	A	B	C	D	E	F	G-TAP
659019	10/15	1.500"	.750"	3.375"	1.000"	1.500"	1.004"	1/4-20

INCLUDED FASTENERS

ITEM #	QTY	DESCRIPTION
651649	2	Quick Clamp Stanchion Handle
699965	2	Washer

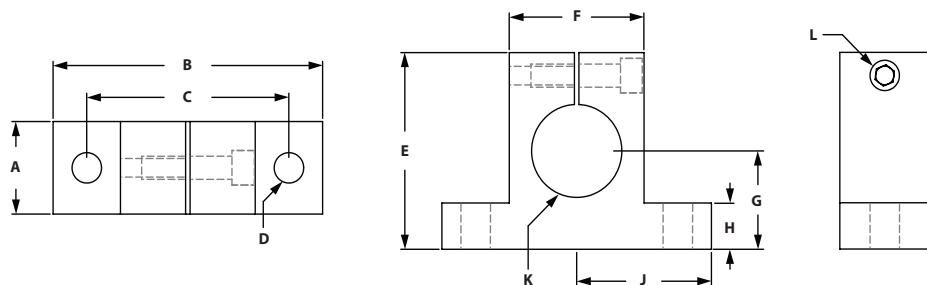
SINGLE SHAFT MOUNTING BLOCK



ITEM#	SERIES	A	B	C	D	E	F	G-TAP	H	J	K
659030	15	2.000"	2.000"	1.004"	1.000"	2.000"	2.000"	5/16-18	1.500"	.750"	1/4-20 SHCS

(INCLUDED BOLT)

SINGLE HORIZONTAL BASE

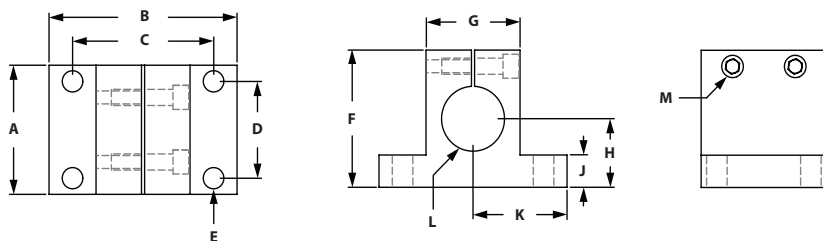


ITEM#	SERIES	A	B	C	D	E	F	G	H	J	K	L
659044	10	1.000"	3.000"	2.250"	.257"	2.125"	1.500"	1.062"	.500"	1.500"	1.004"	1/4-20 SHCS
659045	15	1.000"	3.000"	2.250"	.328"	2.125"	1.500"	1.062"	.500"	1.500"	1.004"	1/4-20 SHCS
659046	15	1.250"	3.875"	3.000"	.328"	2.500"	2.250"	1.125"	.750"	1.937"	1.505"	5/16-18 SHCS
659047	15	1.500"	4.750"	3.750"	.328"	3.500"	2.750"	1.625"	1.000"	2.375"	2.005"	5/16-18 SHCS

RECOMMENDED FASTENERS (EXTRUSION SLOT)

ITEM #	STANCHION	QTY	BOLT	T-NUT
651117	659044	2	1/4-20 x 3/4" SHCS	Economy
651205	659045	2	5/16-18 x 7/8" SHCS	Economy
651482	659046	2	5/16-18 x 1-1/4" SHCS	Economy
651487	659047	2	5/16-18 x 1-1/2" SHCS	Economy

DOUBLE HORIZONTAL BASE



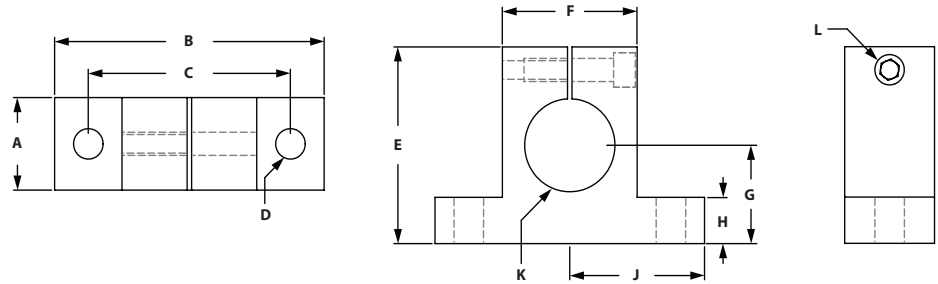
ITEM#	SERIES	A	B	C	D	E	F	G	H	J	K	L	M
659049	10	2.000"	3.000"	2.250"	1.000"	.257"	2.125"	1.500"	1.062"	.500"	1.500"	1.004"	1/4-20 SHCS
659050	15	2.000"	3.000"	2.250"	1.500"	.328"	2.125"	1.500"	1.062"	.500"	1.500"	1.004"	1/4-20 SHCS
659051	15	2.500"	3.875"	3.000"	1.500"	.328"	2.500"	2.250"	1.125"	.750"	1.937"	1.505"	5/16-18 SHCS
659052	15	3.500"	4.750"	3.750"	1.500"	.328"	3.500"	2.750"	1.625"	1.000"	2.375"	2.005"	5/16-18 SHCS

RECOMMENDED FASTENERS (EXTRUSION SLOT)

ITEM #	STANCHION	QTY	BOLT	T-NUT
651117	659049	4	1/4-20 x 3/4" SHCS	Economy
651205	659050	4	5/16-18 x 7/8" SHCS	Economy
651482	659051	4	5/16-18 x 1-1/4" SHCS	Economy
651487	659052	4	5/16-18 x 1-1/2" SHCS	Economy

Stanchions

HORIZONTAL QUICK CLAMP



ITEM#	SERIES	A	B	C	D	E	F	G	H	J	K	L-TAP
659021	10	1.000"	3.000"	2.250"	.257"	2.125"	1.500"	1.062"	.500"	1.500"	1.004"	1/4-20
659022	15	1.000"	3.000"	2.250"	.328"	2.125"	1.500"	1.062"	.500"	1.500"	1.004"	1/4-20

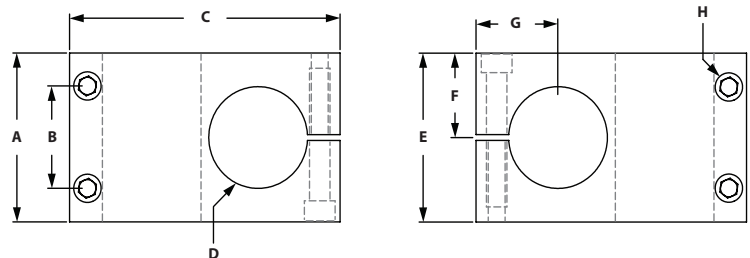

INCLUDED FASTENERS

ITEM #	QTY	DESCRIPTION
651649	1	Quick Clamp Stanchion Handle
699965	1	Washer

RECOMMENDED FASTENERS

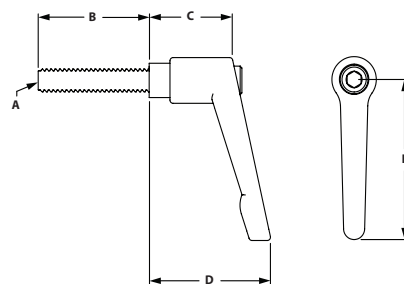
ITEM #	STANCHION	QTY	BOLT	T-NUT
651117	659021	2	1/4-20 x 3/4" SHCS	Economy
651205	659022	2	5/16-18 x 7/8" SHCS	Economy

STANCHIONS CROSS CLAMP



ITEM#	SERIES	A	B	C	D	E	F	G	K	(INCLUDED BOLT)
659031	15	2.000"	1.400"	3.125"	1.004"	2.000"	1.000"	1.000"	1/4-20 SHCS	
659033	15	2.500"	1.750"	4.125"	1.505"	2.500"	1.250"	1.250"	1/4-20 SHCS	
659035	15	3.500"	2.000"	5.500"	2.005"	3.500"	1.625"	1.750"	5/16-18 SHCS	

REPLACEMENT HANDLES



ITEM#	SERIES	MATERIAL
651649	10/15	Black Nylon

A	B	C	D	E
1/4-20	1.250"	.938"	1.375"	1.750"

CONTENT

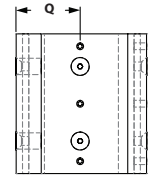
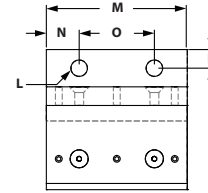
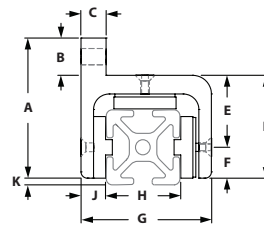
08 Linear Motion

Deluxe Bearings	216-218
Economy Bearings	219-221
Machining Services	222
Bearing Load Ratings	223
Linear Bearing Replacement Pads	224-225
Brake Kits	226-227
Roller Wheels	228
Roller Wheel Bracket and Assemblies	229-230

08 LINEAR MOTION FRACTIONAL

Linear Motion

DELUXE SINGLE FLANGE LINEAR BEARINGS - SHORT

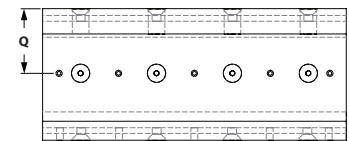
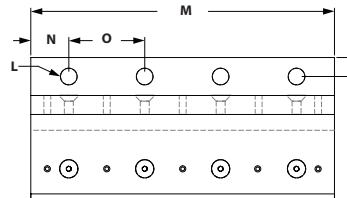
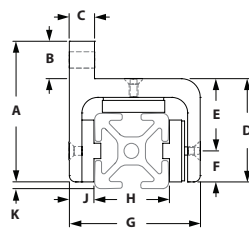


ITEM#	SERIES	A	B	C	D	E	F	G	H	J	K	L	M	N	O	P	Q
657055	10	2.160"	.750"	.312"	1.410"	1.007"	.403"	1.701"	1.000"	.306"	.097"	.257"	1.880"	.438"	1.000"	.375"	.831"
657092	15	2.818"	.750"	.500"	2.068"	1.440"	.620"	2.600"	1.500"	.490"	.130"	.328"	2.810"	.656"	1.500"	.375"	1.275"

RECOMMENDED FASTENERS

ITEM #	SERIES	QTY	BOLT	T-NUT
651236	10	2	1/4-20 x 5/8" SHCS	Economy
651205	15	2	5/16-18 x 7/8" SHCS	Economy

DELUXE SINGLE FLANGE LINEAR BEARINGS - LONG



ITEM#	SERIES	A	B	C	D	E	F	G	H	J	K	L	M	N	O	P	Q
657056	10	2.160"	.750"	.312"	1.410"	1.007"	.403"	1.701"	1.000"	.306"	.097"	.257"	4.000"	.500"	1.000"	.375"	.831"
657093	15	2.818"	.750"	.500"	2.068"	1.440"	.620"	2.600"	1.500"	.490"	.130"	.328"	6.000"	.750"	1.500"	.375"	1.275"

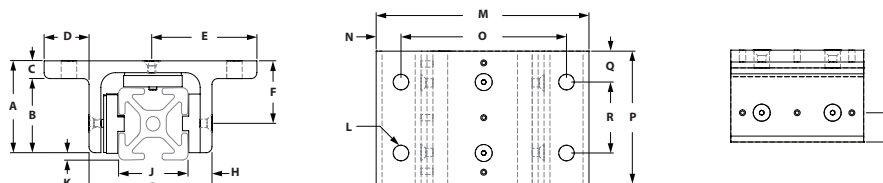

RECOMMENDED FASTENERS

ITEM #	SERIES	QTY	BOLT	T-NUT
651236	10	4	1/4-20 x 5/8" SHCS	Economy
651205	15	4	5/16-18 x 7/8" SHCS	Economy

» See page 221 for Linear Bearing Assembly and Adjustment Instructions.

» See page 221 for recommended load ratings.

DELUXE DOUBLE FLANGE SINGLE WIDE LINEAR BEARING - SHORT

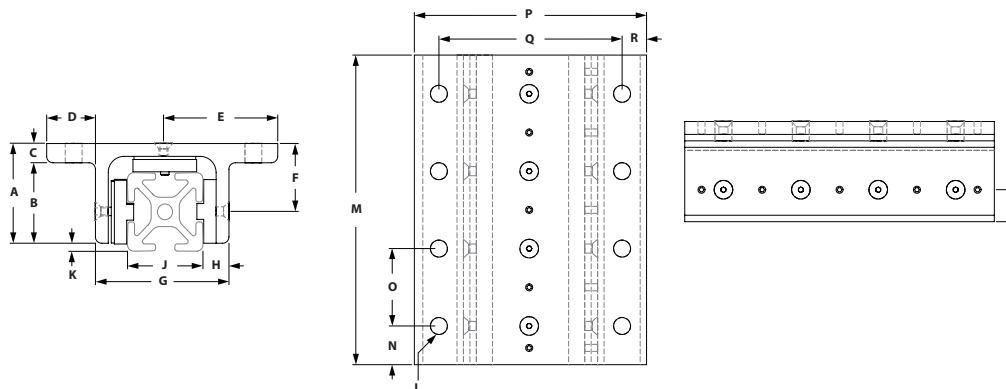



ITEM#	SERIES	A	B	C	D	E	F	G	H	J	K	L	M	N	O	P	Q	R	S
657059	10	1.316"	1.004"	.312"	.780"	1.610"	.913"	1.701"	.306"	1.000"	.097"	.257"	3.260"	.360"	2.500"	1.880"	.438"	1.000"	.403"
657097	15	1.943"	1.568"	.375"	.950"	2.225"	1.323"	2.600"	.490"	1.500"	.130"	.328"	4.500"	.475"	3.500"	2.810"	.656"	1.500"	.620"

RECOMMENDED FASTENERS

ITEM #	SERIES	QTY	BOLT	T-NUT
651236	10	4	1/4-20 x 5/8" SHCS	Economy
651205	15	4	5/16-18 x 7/8" SHCS	Economy

DELUXE DOUBLE FLANGE SINGLE WIDE LINEAR BEARING - LONG



ITEM#	SERIES	A	B	C	D	E	F	G	H	J	K	L	M	N	O	P	Q	R	S
657060	10	1.316"	1.004"	.312"	.780"	1.610"	.913"	1.701"	.306"	1.000"	.097"	.257"	4.000"	.500"	1.000"	3.260"	2.500"	.360"	.403"
657098	15	1.943"	1.568"	.375"	.950"	2.225"	1.323"	2.600"	.490"	1.500"	.130"	.328"	6.000"	.750"	1.500"	4.500"	3.500"	.475"	.620"

RECOMMENDED FASTENERS

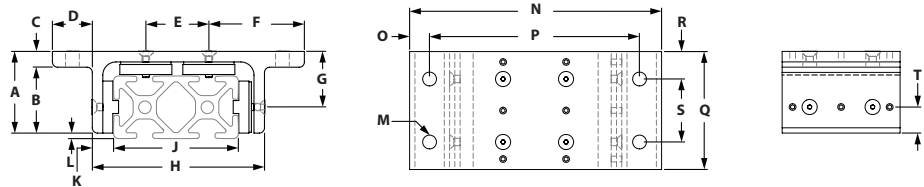
ITEM #	SERIES	QTY	BOLT	T-NUT
651236	10	8	1/4-20 x 5/8" SHCS	Economy
651205	15	8	5/16-18 x 7/8" SHCS	Economy

» See page 221 for Linear Bearing Assembly and Adjustment Instructions.

» See page 221 for recommended load ratings.

Linear Motion

DELUXE DOUBLE FLANGE DOUBLE WIDE LINEAR BEARING - SHORT

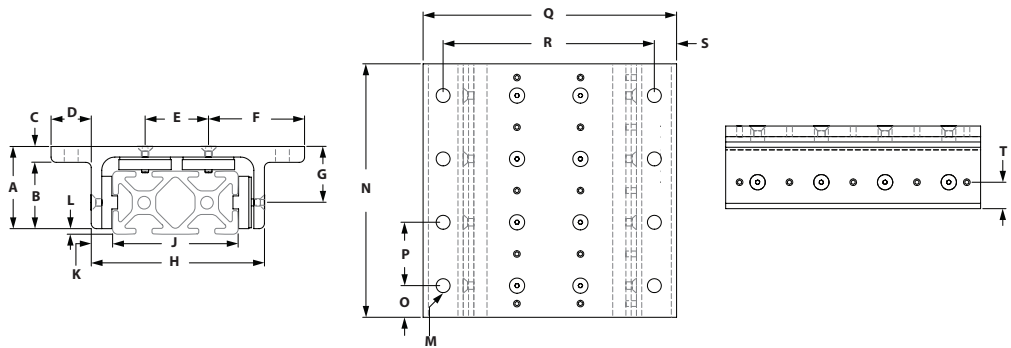


ITEM#	SERIES	A	B	C	D	E	F	G	H	J	K	L	M	N	O	P	Q	R	S	T
657057	10	1.316"	1.004"	.312"	.772"	1.000"	1.610"	.913"	2.707"	2.000"	.306"	.097"	.257"	4.250"	.360"	3.490"	1.880"	.438"	1.000"	.403"
657095	15	1.943"	1.568"	.375"	.950"	1.500"	2.250"	1.323"	4.100"	3.000"	.490"	.130"	.328"	6.000"	.475"	5.000"	2.810"	.656"	1.500"	.620"

RECOMMENDED FASTENERS

ITEM #	SERIES	QTY	BOLT	T-NUT
651236	10	4	1/4-20 x 5/8" SHCS	Economy
651205	15	4	5/16-18 x 7/8" SHCS	Economy

DELUXE DOUBLE FLANGE DOUBLE WIDE LINEAR BEARING - LONG



ITEM#	SERIES	A	B	C	D	E	F	G	H	J	K	L	M	N	O	P	Q	R	S	T
657058	10	1.316"	1.004"	.312"	.772"	1.000"	1.610"	.913"	2.707"	2.000"	.306"	.097"	.257"	4.000"	.438"	1.000"	4.250"	3.490"	.360"	.403"
657096	15	1.943"	1.568"	.375"	.950"	1.500"	2.250"	1.323"	4.100"	3.000"	.490"	.130"	.328"	6.000"	.750"	1.500"	6.000"	5.000"	.475"	.620"

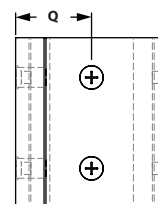
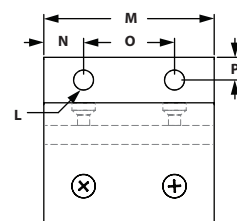
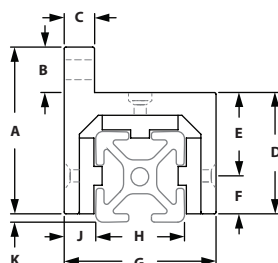
RECOMMENDED FASTENERS

ITEM #	SERIES	QTY	BOLT	T-NUT
651236	10	8	1/4-20 x 5/8" SHCS	Economy
651205	15	8	5/16-18 x 7/8" SHCS	Economy

» See page 221 for Linear Bearing Assembly and Adjustment Instructions.

» See page 221 for recommended load ratings.

ECONOMY SINGLE FLANGE LINEAR BEARINGS - SHORT

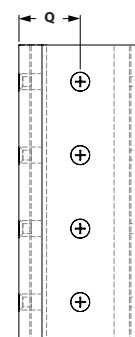
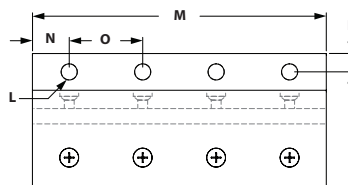
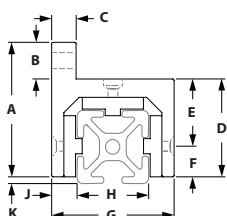


ITEM#	SERIES	A	B	C	D	E	F	G	H	J	K	L	M	N	O	P	Q
657150	10	1.968"	.656"	.312"	1.312"	.903"	.406"	1.625"	1.000"	.312"	.094"	.257"	1.875"	.438"	1.000"	.343"	.813"
657156	15	2.750"	.750"	.500"	2.000"	1.375"	.625"	2.500"	1.500"	.500"	.125"	.328"	2.812"	.656"	1.500"	.375"	1.250"

RECOMMENDED FASTENERS

ITEM #	SERIES	QTY	BOLT	T-NUT
651236	10	2	1/4-20 x 5/8" SHCS	Economy
651205	15	2	5/16-18 x 7/8" SHCS	Economy

ECONOMY SINGLE FLANGE LINEAR BEARINGS - LONG



ITEM#	SERIES	A	B	C	D	E	F	G	H	J	K	L	M	N	O	P	Q
657151	10	1.968"	.656"	.312"	1.312"	.903"	.406"	1.625"	1.000"	.312"	.094"	.257"	4.000"	.500"	1.000"	.343"	.813"
657157	15	2.750"	.750"	.500"	2.000"	1.375"	.625"	2.500"	1.500"	.500"	.125"	.328"	6.000"	.750"	1.500"	.375"	1.250"

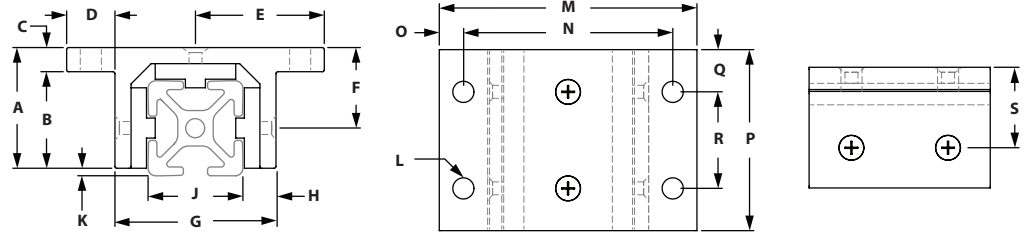

RECOMMENDED FASTENERS

ITEM #	SERIES	QTY	BOLT	T-NUT
651236	10	4	1/4-20 x 5/8" SHCS	Economy
651205	15	4	5/16-18 x 7/8" SHCS	Economy

» See page 221 for recommended load ratings.

Linear Motion

ECONOMY DOUBLE FLANGE SINGLE WIDE LINEAR BEARING - SHORT

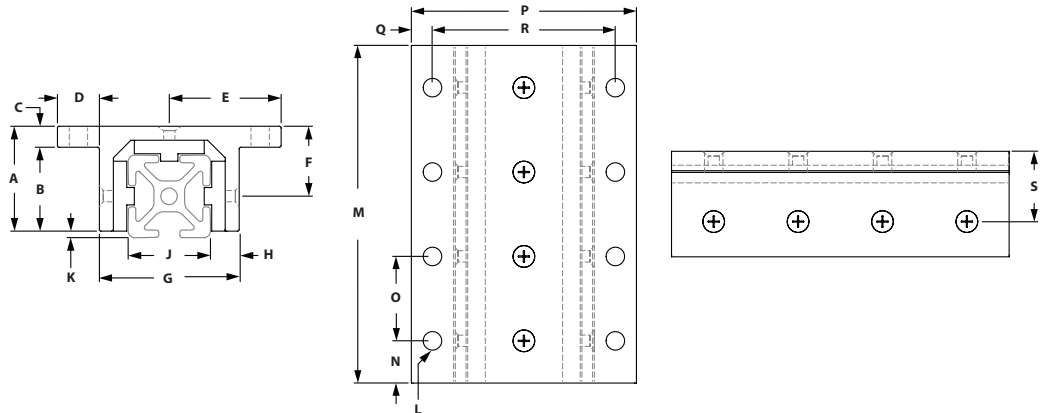



ITEM#	SERIES	A	B	C	D	E	F	G	H	J	K	L	M	N	O	P	Q	R	S
657152	10	1.218"	.906"	.312"	.656"	1.468"	.812"	1.625"	.312"	1.000"	.094"	2.937"	2.937"	2.250"	.343"	1.875"	.438"	1.000"	.812"
657148	15	1.875"	1.500"	.375"	.750"	1.250"	1.235"	2.500"	.500"	1.500"	.125"	4.000"	4.000"	3.250"	.375"	2.812"	.656"	1.500"	1.245"

RECOMMENDED FASTENERS

ITEM #	SERIES	QTY	BOLT	T-NUT
651236	10	4	1/4-20 x 5/8" SHCS	Economy
651205	15	4	5/16-18 x 7/8" SHCS	Economy

ECONOMY DOUBLE FLANGE SINGLE WIDE LINEAR BEARING - LONG



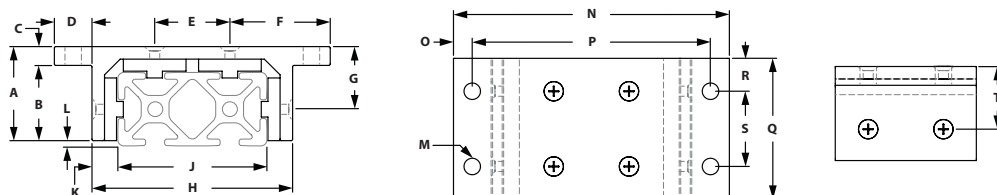
ITEM#	SERIES	A	B	C	D	E	F	G	H	J	K	L	M	N	O	P	Q	R	S
657153	10	1.218"	.906"	.312"	.656"	1.468"	.812"	1.625"	.312"	1.000"	.094"	.257"	4.000"	.500"	1.000"	2.937"	.343"	2.250"	.812"
657158	15	1.875"	1.500"	.375"	.750"	1.250"	1.235"	2.500"	.500"	1.500"	.125"	.328"	6.000"	.750"	1.500"	4.000"	.375"	3.250"	1.245"

RECOMMENDED FASTENERS

ITEM #	SERIES	QTY	BOLT	T-NUT
651236	10	8	1/4-20 x 5/8" SHCS	Economy
651205	15	8	5/16-18 x 7/8" SHCS	Economy

» See page 221 for recommended load ratings.

ECONOMY DOUBLE FLANGE DOUBLE WIDE LINEAR BEARING - SHORT

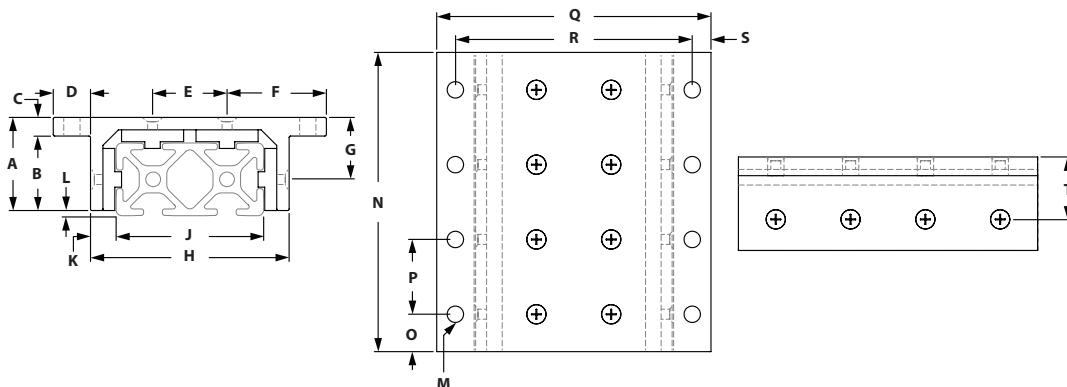



ITEM#	SERIES	A	B	C	D	E	F	G	H	J	K	L	M	N	O	P	Q	R	S	T
657154	10	1.218"	.906"	.312"	.656"	1.000"	1.468"	1.124"	2.630"	2.000"	.312"	.094"	.257"	3.937"	.343"	3.250"	1.875"	.437"	1.000"	.812"
657147	15	1.875"	1.500"	.375"	.750"	1.500"	2.000"	1.610"	4.000"	3.000"	.500"	.125"	.328"	5.500"	.375"	4.750"	2.812"	.656"	1.500"	1.245"

RECOMMENDED FASTENERS

ITEM #	SERIES	QTY	BOLT	T-NUT
651236	10	4	1/4-20 x 5/8" SHCS	Economy
651205	15	4	5/16-18 x 7/8" SHCS	Economy

ECONOMY DOUBLE FLANGE DOUBLE WIDE LINEAR BEARING - LONG



ITEM#	SERIES	A	B	C	D	E	F	G	H	J	K	L	M	N	O	P	Q	R	S	T
657155	10	1.218"	.906"	.312"	.656"	1.000"	1.468"	1.124"	2.630"	2.000"	.312"	.094"	.257"	4.000"	.500"	1.000"	3.937"	3.250"	.343"	.812"
657149	15	1.875"	1.500"	.375"	.750"	1.500"	2.000"	1.610"	4.000"	3.000"	.500"	.125"	.328"	6.000"	.750"	1.500"	5.500"	4.750"	.375"	1.245"

RECOMMENDED FASTENERS

ITEM #	SERIES	QTY	BOLT	T-NUT
651236	10	8	1/4-20 x 5/8" SHCS	Economy
651205	15	8	5/16-18 x 7/8" SHCS	Economy

» See page 221 for recommended load ratings.

Linear Motion

LINEAR BEARING MACHINING SERVICES



» We recommend applying Linear Brake on the side without the set screw if possible.

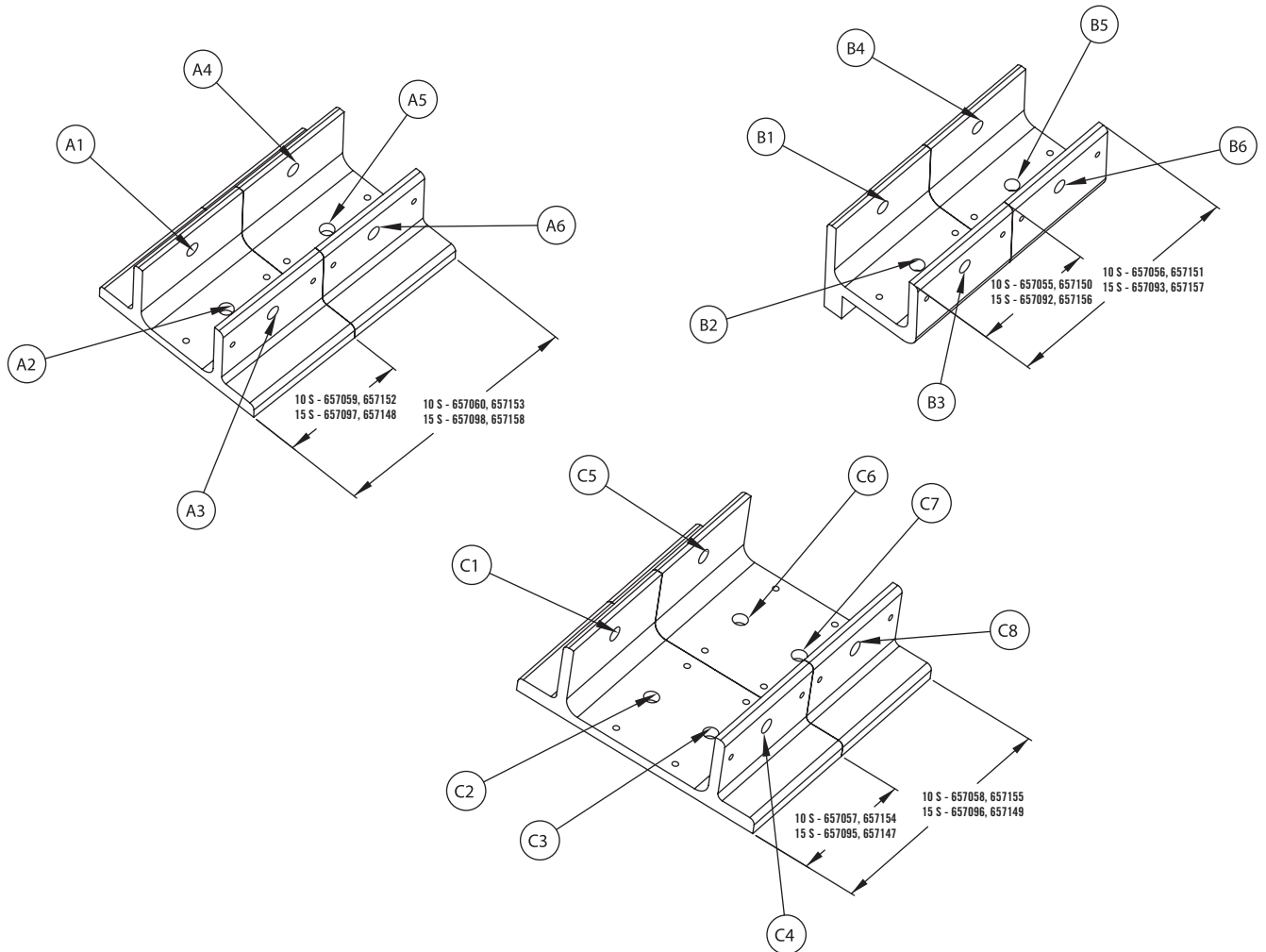
» Refer to linear bearing drawings on pages 214-219 for dimensions.

ITEM #	SERIES	DESCRIPTION
660093	10	Brake Machining Service (.281) Hole
660092	15	Brake Machining Service (.328) Hole

To order linear bearing machining services, specify the linear bearing, the machining service and the brake hole location.

When ordering linear bearing machining services, make sure the linear bearing and the machining service are both the same series.

Example - 657095 - 660092 @ C4



Linear Bearing Information

TSLOTS LINEAR BEARINGS

The shimless linear bearing from **Eagle Mouldings** provides accurate linear movement on TSLOTS extrusions. The bearing can be adjusted for the first time on an assembly or adjusted for wear while assembled to the application, providing that the adjustment screws are available to the adjustment tools. No shims, no disassembly, only accurate sliding.

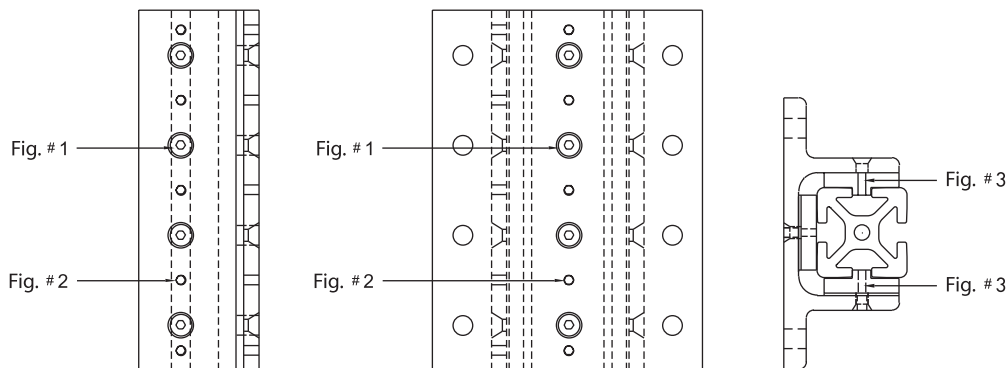
1. Linear Bearing adjustable bearing pads are delivered in the open position. Slide the bearing on the extrusion to be used. (Fit will be loose, because of the open position.)
2. Using a 1/16 allen wrench for a 10 Series linear bearing, and a 3/32 allen wrench for 15 Series linear bearing, loosen the Flathead socket cap screws on each side of the linear bearing incrementally as follows. (Fig. #1)
 - o 10 Series Bearing, 4-40 THREAD
 - o 15 Series Bearing, 8-32 THREAD

**Each flathead screw should be loosened the same amount, to provide even shimming on the extrusion.*

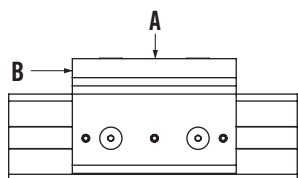
3. Tighten each set screw, using a .050 allen wrench for a 10 Series linear Bearing, and a 5/64 allen wrench for a 15 Series linear bearing, until each flat head screw is properly seated in each countersink. Hint: The amount of turns per set screw will be the same amount as for the flat head socket cap screw. (Fig. #2)

4. For fine tuning: Repeat steps 2 & 3.

Replacement bearing pads are available through **Eagle Mouldings or your distributor. Due to patent requirements, **Eagle Mouldings** requires all users of the aforementioned product to only replace bearing pads as per the drawing below. Only the opposing sides have keyed bearing pads. (Fig. #3)*



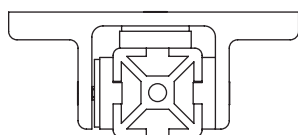
LINEAR BEARING LOAD RATINGS



LINEAR BEARING LOAD RATINGS FOR BOTH ECONOMY AND STANDARD BEARINGS


SERIES	LOAD A	FORCE B
10 S	375 lbs	Force to move = 45 lbs
15 S	500 lbs	Force to move = 60 lbs

**Values are recommended load ratings not to be used for design purposes.*

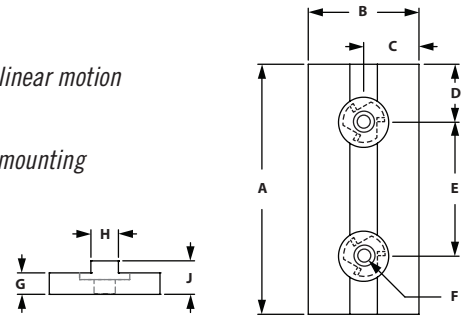


Linear Bearing Replacement Pads

DELUXE BEARING REPLACEMENT PADS - KEYED



- Material: UHMW
- Low friction to create better linear motion
- Single keyed
- Premachined holes for easy mounting



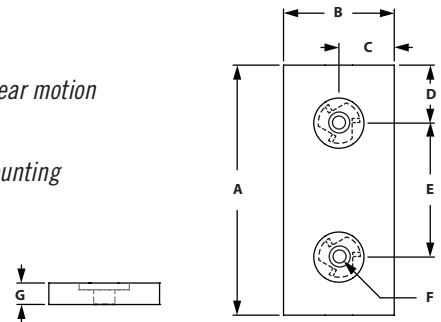
KEYED PADS

ITEM#	SERIES	LENGTH	A	B	C	D	E	F	G	H	J
657135	10	Short	1.870"	.806"	.403"	.435"	1.000"	8-32	.150"	.246"	.250"
657139	15	Short	2.800"	1.240"	.620"	.650"	1.500"	8-32	.240"	.312"	.375"
657136	10	Long	3.950"	.806"	.403"	.475"	1.000"	8-32	.150"	.246"	.250"
657140	15	Long	5.950"	1.287"	.644"	.725"	1.500"	8-32	.240"	.312"	.375"

DELUXE BEARING REPLACEMENT PADS - FLAT




- Material: UHMW
- Low friction to create better linear motion
- Single keyed
- Premachined holes for easy mounting



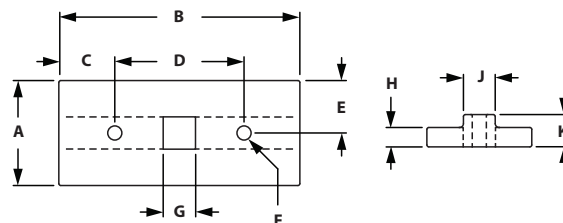
FLAT PADS

ITEM#	SERIES	LENGTH	A	B	C	D	E	F	G
657133	10	Short	1.870"	.805"	.403"	.435"	1.000"	8-32	.190"
657137	15	Short	2.800"	1.240"	.620"	.650"	1.500"	8-32	.240"
657134	10	Long	3.950"	.805"	.403"	.475"	1.000"	8-32	.190"
657138	15	Long	5.950"	1.240"	.620"	.725"	1.500"	8-32	.240"

ECONOMY BEARING REPLACEMENT PADS



- Material: UHMW
- Low friction to create better linear motion
- Single keyed
- Premachined holes for easy mounting



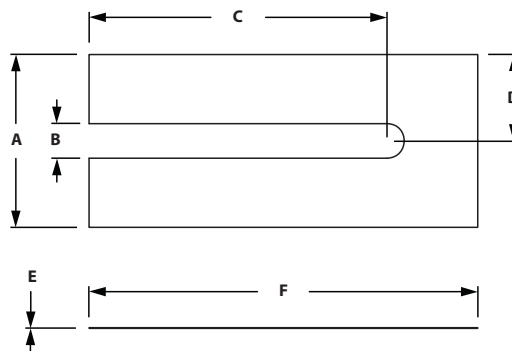
KEYED PADS

ITEM#	SERIES	LENGTH	A	B	C	D	E	F	G	H	J	K
657075	10	Short	.812"	1.865"	.433"	1.000"	.406"	.109"	.250"	.150"	.246"	.250"
657127	15	Short	1.250"	2.770"	.635"	1.500"	.625"	.125"	.312"	.243"	.312"	.375"

LINEAR BEARING SHIM STOCK PADS



- Material: Mylar
- Creates precise fit
- Loosen bearing and insert shim between bearing and pad



LINEAR BEARING SHIM STOCK

ITEM#	SERIES	COLOR	A	B	C	D	E	F
657073	10	Clear	.812"	.175"	1.500"	.406"	.005"	1.875"
657123	15	Clear	1.250"	.250"	2.156"	.625"	.005"	2.812"

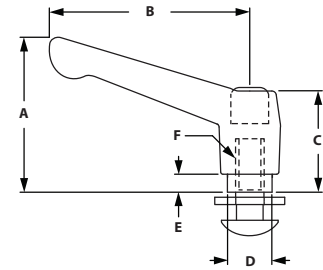
Linear Bearing Brake Kits

*Includes Handle, Stud and Washers
Only applies to brake kits

LINEAR BEARING BRAKE HANDLE KITS



- Adjustable brake kit that can be added to any bearing
- Quick release to allow movement and easy to secure to semi-permanent position
- Machining required for linear bearing

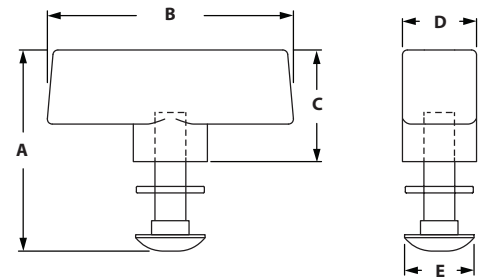


L - HANDLE KIT

ITEM#	SERIES	COLOR	MATERIAL	A	B	C	D	E	F
657106	10	Black	Nylon	1.380"	1.770"	.960"	.390"	.160"	1/4-20
657079	15	Black	Nylon	2.170"	3.070"	1.420"	.630"	.310"	5/16-18



- Adjustable brake kit that can be added to any bearing
- Release to allow movement and easy to secure to semi-permanent position
- Machining required for linear bearing

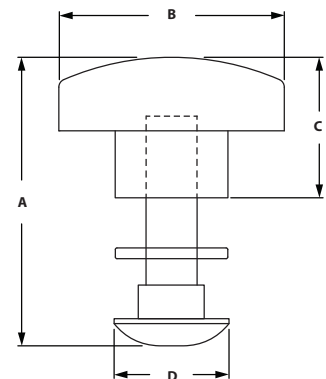


T - HANDLE KIT

ITEM#	SERIES	COLOR	MATERIAL	A	B	C	D	E
657080	15	Black	Polypropylene	2.036"	2.491"	1.130"	.750"	.703"



- Adjustable brake kit that can be added to any bearing
- Release to allow movement and easy to secure to semi-permanent position
- Machining required for linear bearing

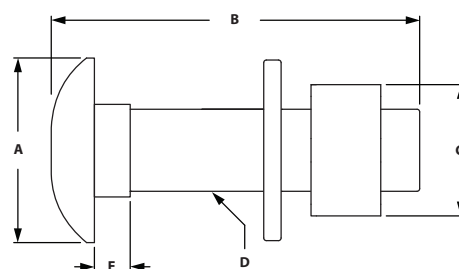


STAR - HANDLE KIT

ITEM#	SERIES	COLOR	MATERIAL	A	B	C	D
657081	15	Black	Polypropylene	1.766"	1.380"	.860"	.703"



- Adjustable stop that can be added to any bearing
- Tightens to secure locking capability
- Machining required for linear bearing

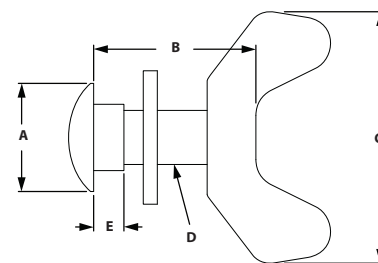


HEX NUT BRAKE KIT

ITEM#	SERIES	A	B	C	D	E
657107	10	.500"	.865"	.438"	1/4-20	.150"
657082	15	.704"	1.416"	.563"	5/16-18	.172"



- Adjustable stop that can be added to any bearing
- Tightens to secure locking capability
- Machining required for linear bearing



WING NUT BRAKE KIT

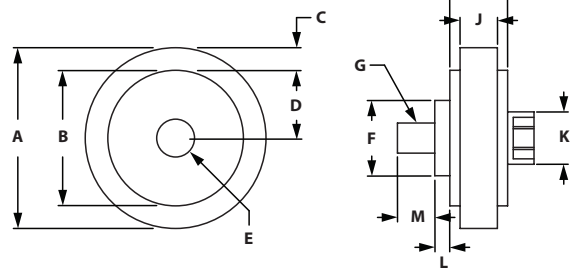
ITEM#	SERIES	A	B	C	D	E
657108	10	.500"	.865"	1.158"	1/4-20	.150"
657083	15	.703"	1.416"	1.375"	5/16-18	.150"

Roller Wheels & Brackets

ECONOMY ROLLER WHEEL WITH BRASS BUSHING



- Use for guided linear motion
- Mounts to extrusion end or in T-Slot
- Made of high strength black nylatron
- Economy: brass bushing



ITEM#	SERIES	COLOR	MATERIAL	A	B	C	D	E	F	G	H	J	K	L	M	LOAD
655222	10	Black	Nylon	1.500"	1.125"	.188"	.563"	.314"	.625"	1/4-20	.480"	.240"	.435"	.125"	.310"	50 lbs
655224	15	Black	Nylon	2.000"	1.625"	.188"	.812"	.375"	.750"	5/16-18	.720"	.310"	.562"	.125"	.375"	75 lbs
655223	10 to 15	Black	Nylon	1.500"	1.125"	.188"	.563"	.314"	.625"	1/4-20	.480"	.310"	.435"	.125"	.310"	75 lbs

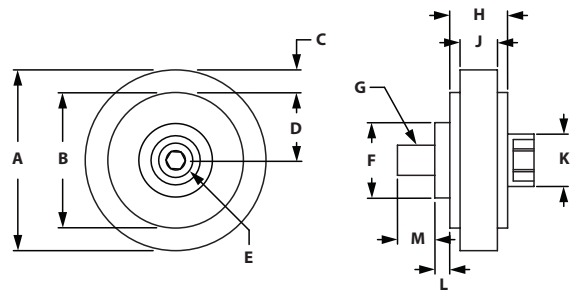
INCLUDED FASTENERS

ROLLER #	SERIES	BOLT	T-NUT	WASHER
655222	10	1/4-20 Shoulder Bolt	Economy	Yes
655224	15	5/16-18 Shoulder Bolt	Economy	Yes
655223	10 to 15	1/4-20 Shoulder Bolt	Economy	Yes

DELUXE ROLLER WHEEL WITH BALL BEARINGS



- Use for guided linear motion
- Mounts to extrusion end or in T-Slot
- Made of high strength black nylatron
- Fasteners included
- Deluxe: ball bearings



ITEM#	SERIES	COLOR	MATERIAL	A	B	C	D	E	F	G	H	J	K	L	M	LOAD
655221	15	Black	Nylon	2.000"	1.625"	.188"	.812"	.375"	.750"	5/16-18	.720"	.310"	.562"	.125"	.375"	100 lbs

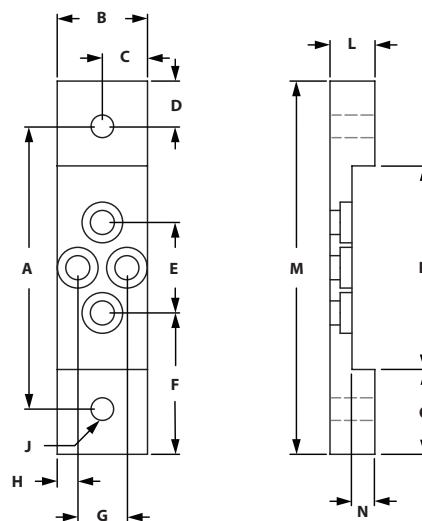
INCLUDED FASTENERS

ROLLER #	SERIES	BOLT	T-NUT	WASHER
655221	15	5/16-18 Shoulder Bolt	Economy	Yes

ROLLER WHEEL BRACKETS



- Ideal for framed doors
- Assembly part numbers include roller wheels
- Fasteners included for both assembly and bracket part numbers



ITEM#	SERIES	FOR EXTRUSION	A	B	C	D	E	F	G	H	J-TAP	K	L	M	N	O
655472	10	1010	2.125"	1.000"	.500"	.500"	.669"	1.228"	.544"	.228"	1/4-20	1.250"	.500"	3.125"	.255"	.938"
655474	10	1020	3.125"	1.000"	.500"	.500"	1.000"	1.562"	.544"	.228"	1/4-20	2.250"	.500"	4.125"	.255"	.938"
655476	15	1515	3.125"	1.500"	.750"	.750"	.860"	1.883"	.735"	.383"	5/16-18	1.750"	.750"	4.625"	.390"	1.438"
655479	15	1530	4.625"	1.500"	.750"	.750"	1.500"	2.313"	.735"	.383"	5/16-18	3.25"	.750"	6.125"	.390"	1.438"

INCLUDED FASTENERS

SERIES	QTY	BOLT	T-NUT
10	2 EA	1/4-20 x 3/8" Low Head SHCS	Standard
15	2 EA	5/16-18 x 5/8" Low Head SHCS	Standard

Linear Motion

ROLLER WHEEL ASSEMBLIES



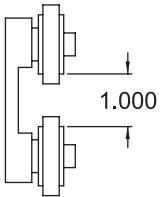
- Ideal for framed doors
- Assembly part numbers include roller wheels
- Fasteners included for both assembly and bracket part numbers

ITEM#	SERIES	FOR EXTRUSION	ROLLER
655473	10	1010	Economy
655475	10	1020	Economy
655477	15	1515	Deluxe
655478	15	1515	Economy
655480	15	1530	Deluxe
655481	15	1530	Economy

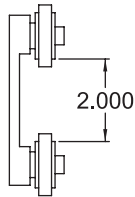
INCLUDED FASTENERS

ITEM #	SERIES	QTY	BOLT	T-NUT
651474 & 651075	10	2 ea	1/4-20 x 3/8" LHSCS	Economy
699955 & 651074	15	2 ea	5/16-18 x 5/8" LHSCS	Economy

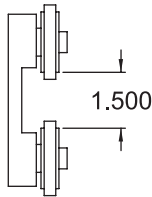
655473



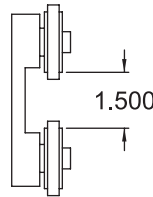
655475



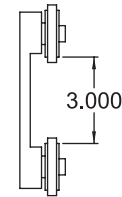
655477



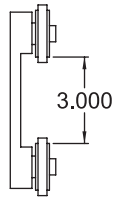
655478



655480



655481



		INDIVIDUAL PART NUMBER							
		655472	655474	655476	655479	655222	655223	655221	655224
ASSEMBLY PART #	655473	1				2			
	655475		1			2			
	655477			1				2	
	655480				1			2	
	655478			1					2
	655481				1				2

CONTENT


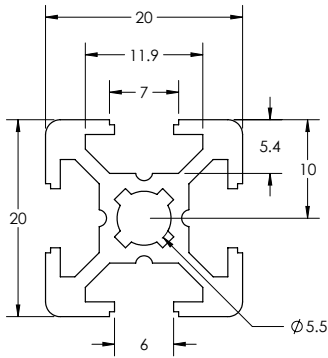
02 Structural Extrusions	
B-SERIES Metric Extrusion	234-264

02 B-SERIES EXTRUSIONS

B-Series Extrusions

TS20-20B

Clear Anodized - 670000



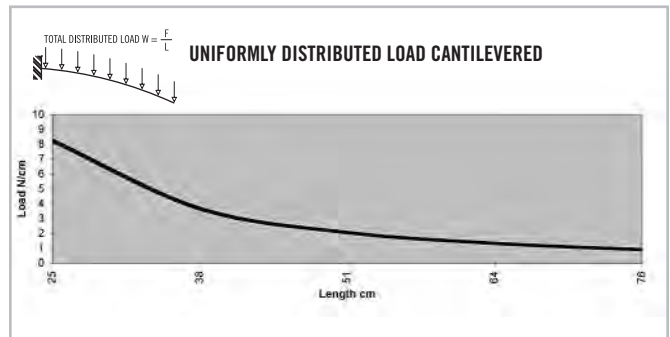
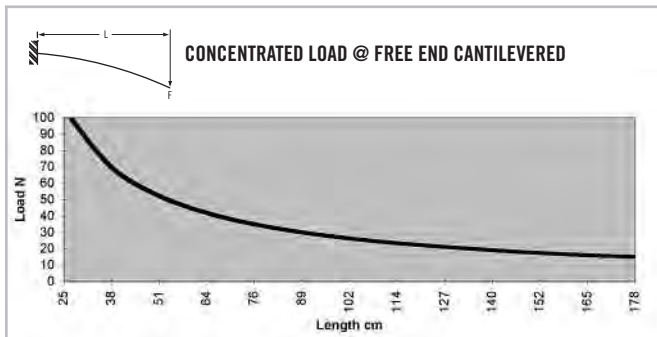
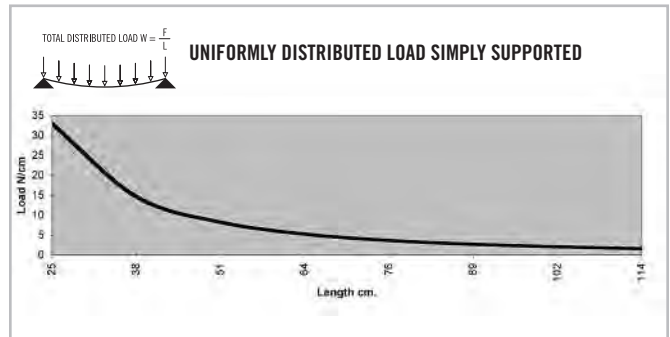
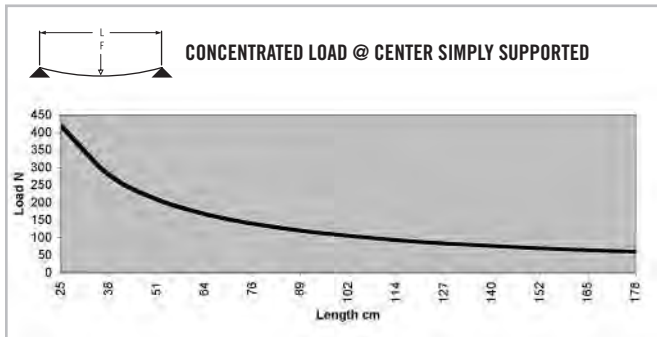
SPECIFICATIONS

Length	118" (2.997 m)
Weight	0.305 lbs/ft (0.454 kg/m)
Estimated Area	0.254 in ² (1.6383 cm ²)
Moment of Inertia	$I_x=0.016 \text{ in}^4$ (0.67 cm ⁴) $I_y=0.016 \text{ in}^4$ (0.67 cm ⁴)

MACHINE SERVICES

CTL	670500
Single Access Hole	670517
Tap M6	670509

BEAM SELECTION BY LOAD AND LENGTH

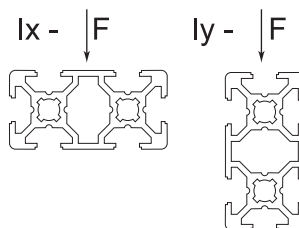

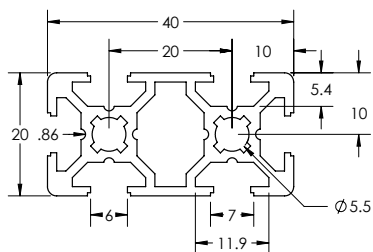


* Charts based on allowable loads related to yield strength with a margin of safety equal to five.

» For deflection equations see page 10

TS20-40B

Clear Anodized - 670004



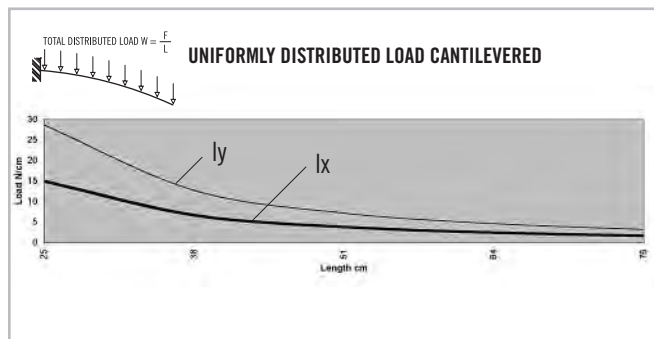
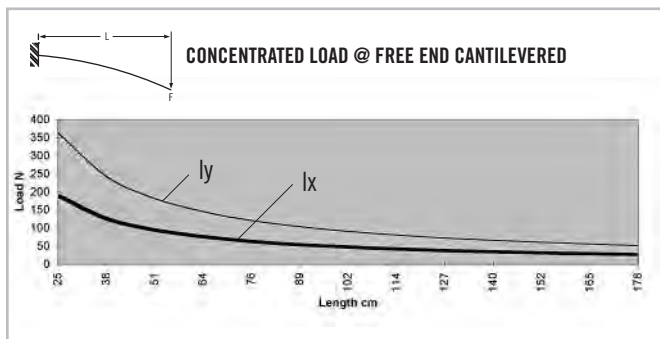
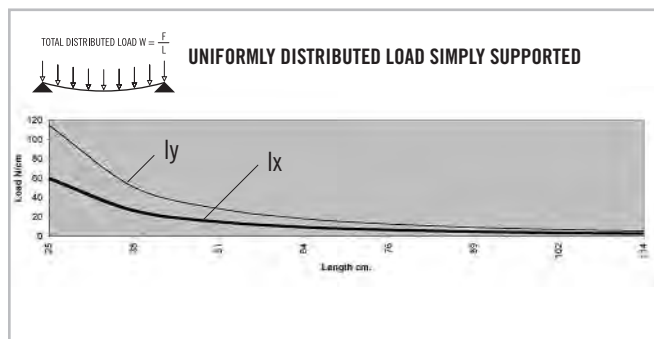
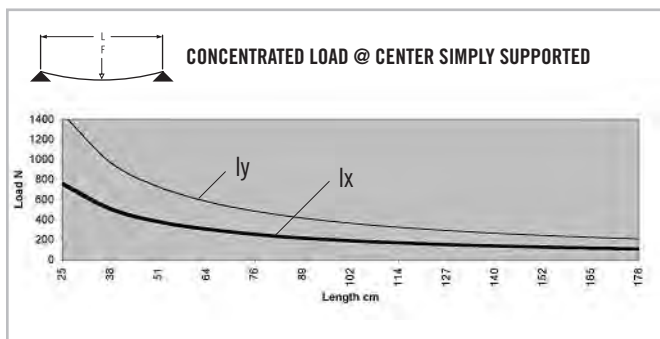
SPECIFICATIONS

Length	118" (2.997 m)
Weight	0.533 lbs/ft (0.793 kg/m)
Estimated Area	0.444 in ² (2.8638 cm ²)
Moment of Inertia	I _x =0.029 in ⁴ (1.21 cm ⁴) I _y =0.111 in ⁴ (4.62 cm ⁴)

MACHINE SERVICES

CTL	670501
Single Access Hole	670517
Tap M6	670510

BEAM SELECTION BY LOAD AND LENGTH





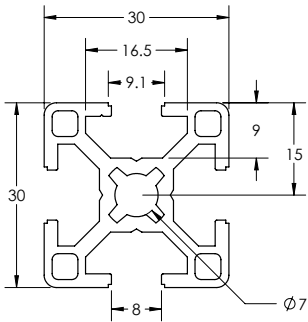
* Charts based on allowable loads related to yield strength with a margin of safety equal to five.

» For deflection equations see page 10

B-Series Extrusions

Clear Anodized - **670007**
 Black Anodized - **670107**
 Yellow Powdercoat - **670207**

TS30-30B



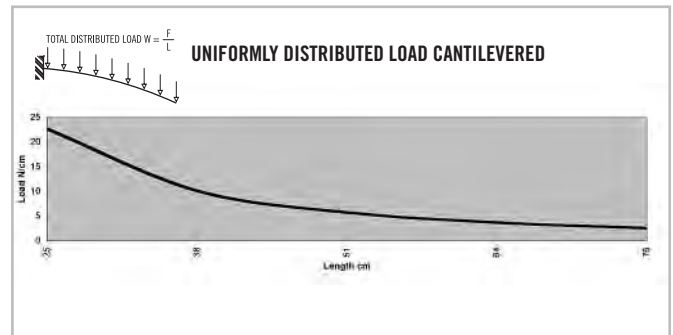
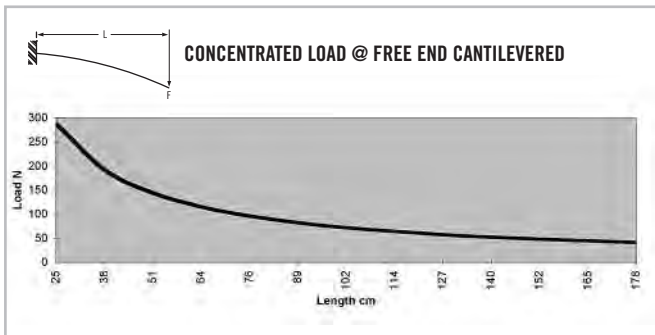
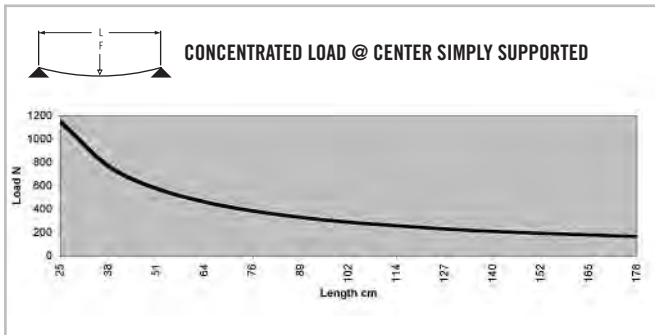
SPECIFICATIONS

Length Clear236" (6 m)
Length Black236" (6 m)
Length Yellow144" (3.6 m)
Weight	0.588 lbs/ft (0.873 kg/m)
Estimated Area	0.489 in ² (3.15405 cm ²)
Moment of Inertia	I _x =0.066 in ⁴ (2.75 cm ⁴) I _y =0.066 in ⁴ (2.75 cm ⁴)

MACHINE SERVICES

CTL	670502
Access Hole 7.9mm	670518
Access Hole 11mm	670519
Tap M8	670511

BEAM SELECTION BY LOAD AND LENGTH


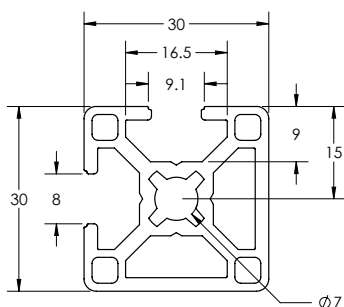


* Charts based on allowable loads related to yield strength with a margin of safety equal to five.

» For deflection equations see page 10

TS30-30B BISLOT AD

Clear Anodized - 670085



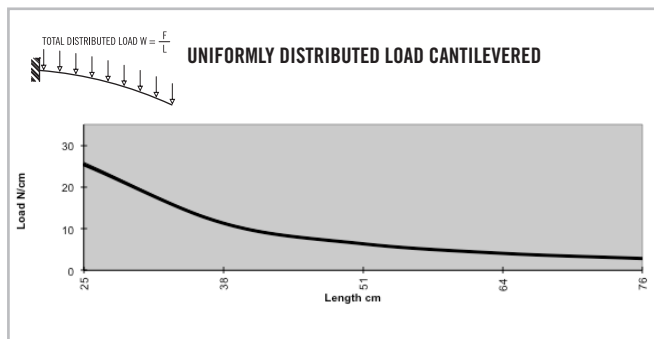
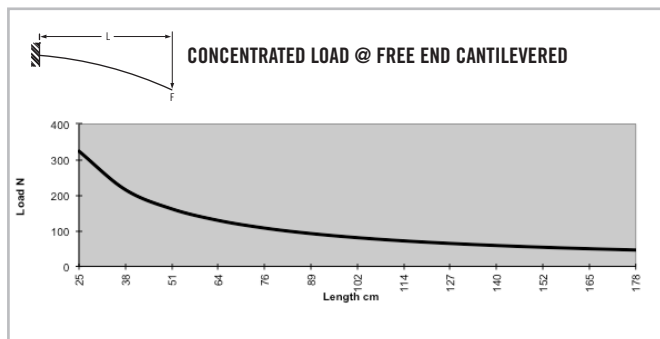
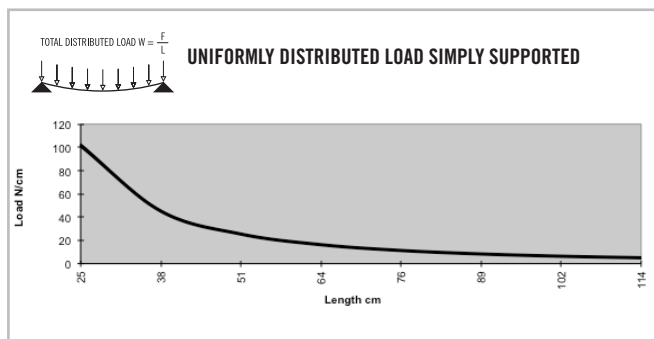
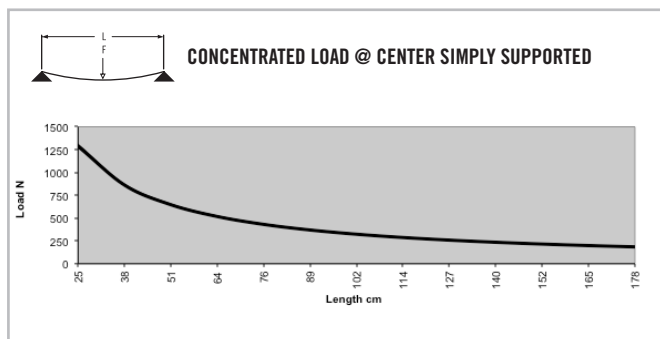
SPECIFICATIONS

Length	220.5" (5.6 m)
Weight	0.655 lbs/ft (0.975 kg/m)
Estimated Area	0.546 in ² (3.523 cm ²)
Moment of Inertia	$I_x=0.074 \text{ in}^4 (3.080 \text{ cm}^4)$
	$I_y=0.075 \text{ in}^4 (3.122 \text{ cm}^4)$

MACHINE SERVICES

CTL	670502
Access Hole 7.9mm	670518
Access Hole 11mm	670519
Tap M8	670511

BEAM SELECTION BY LOAD AND LENGTH



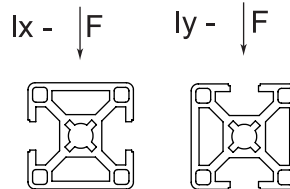

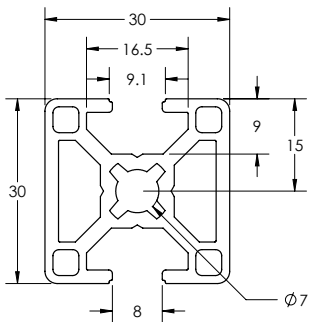
* Charts based on allowable loads related to yield strength with a margin of safety equal to five.

» For deflection equations see page 10

B-Series Extrusions

TS30-30B BISLOT OPP

Clear Anodized - 670084



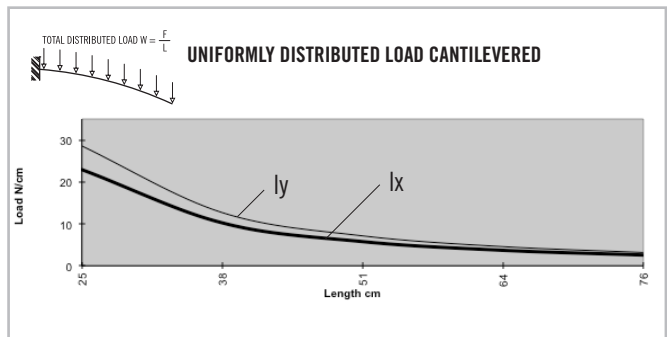
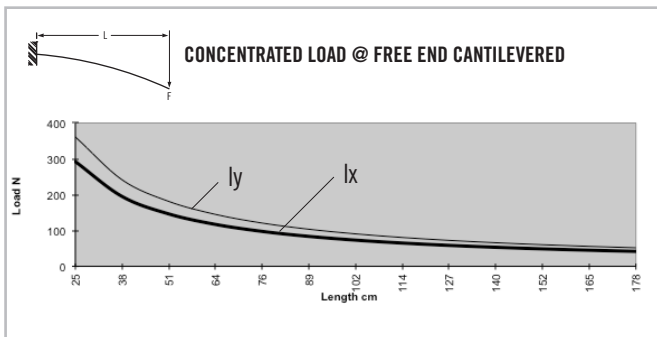
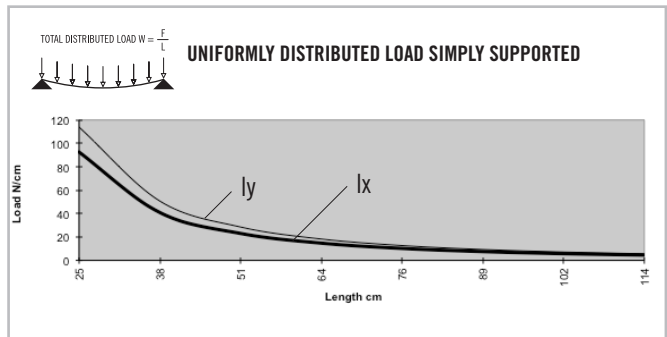
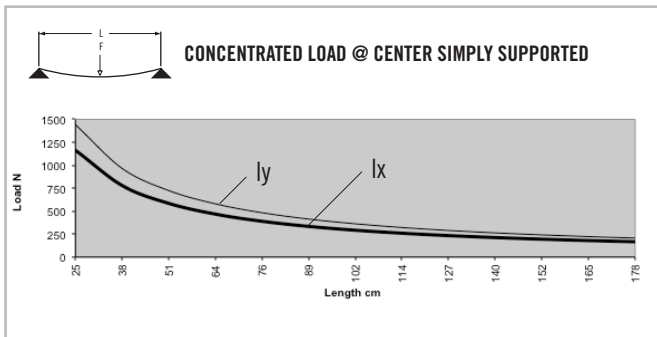
SPECIFICATIONS

Length	220.5" (5.6 m)
Weight	0.655 lbs/ft (0.975 kg/m)
Estimated Area	0.546 in ² (3.523 cm ²)
Moment of Inertia	$I_x = 0.067 \text{ in}^4 (2.789 \text{ cm}^4)$
	$I_y = 0.083 \text{ in}^4 (3.455 \text{ cm}^4)$

MACHINE SERVICES

CTL	670502
Access Hole 7.9mm	670518
Access Hole 11mm	670519
Tap M8	670511

BEAM SELECTION BY LOAD AND LENGTH

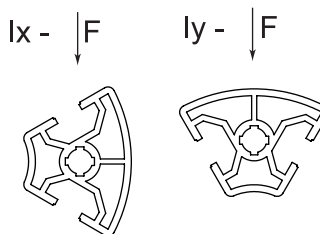
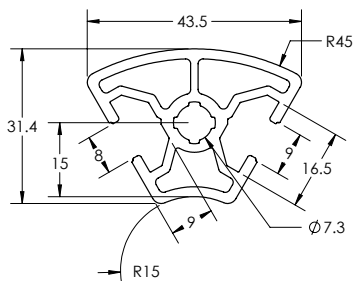


* Charts based on allowable loads related to yield strength with a margin of safety equal to five.

» For deflection equations see page 10

TS30-60RB

Clear Anodized - 670015



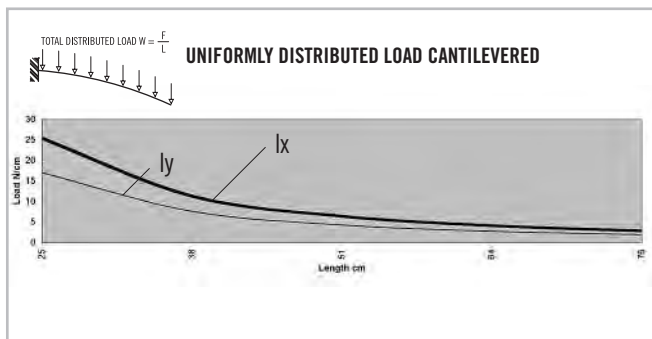
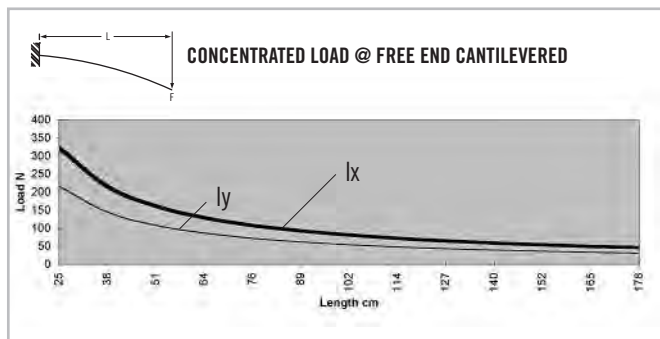
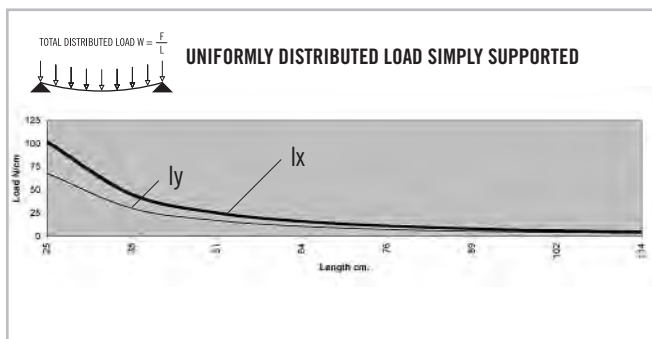
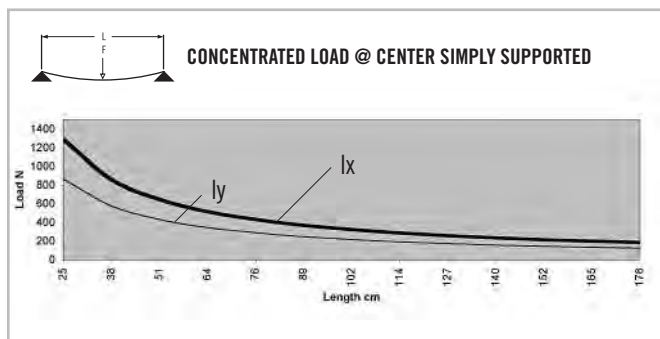
SPECIFICATIONS

Length236" (6 m)
Weight	0.674 lbs/ft (1.0035072 kg/m)
Estimated Area	0.562 in ² (3.6249 cm ²)
Moment of Inertia	I _x =0.074 in ⁴ (3.08 cm ⁴) I _y =0.099 in ⁴ (4.12 cm ⁴)

MACHINE SERVICES

CTL	670503
Access Hole 7.9mm	670518
Access Hole 11mm	670519
Tap M8	670512

BEAM SELECTION BY LOAD AND LENGTH



* Charts based on allowable loads related to yield strength with a margin of safety equal to five.

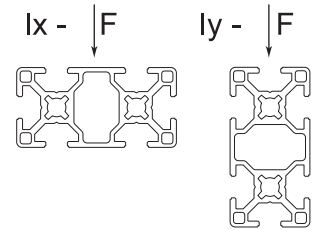

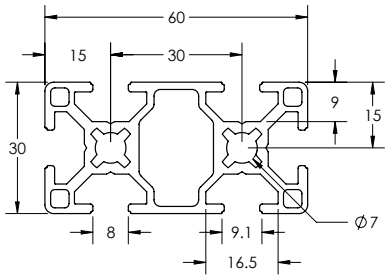
» For deflection equations see page 10

B-Series Extrusions

TS30-60B

Clear Anodized - **670017**

Black Anodized - **670117**



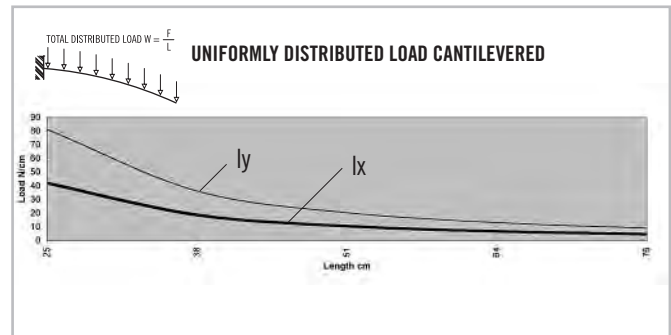
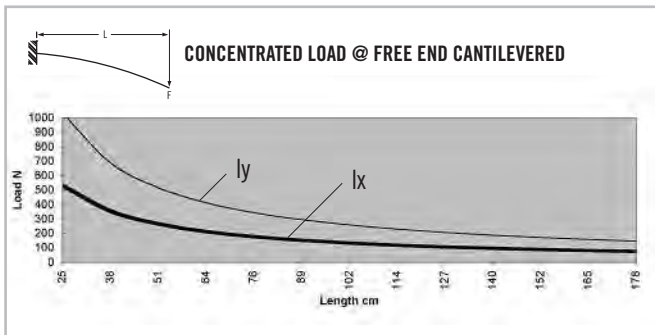
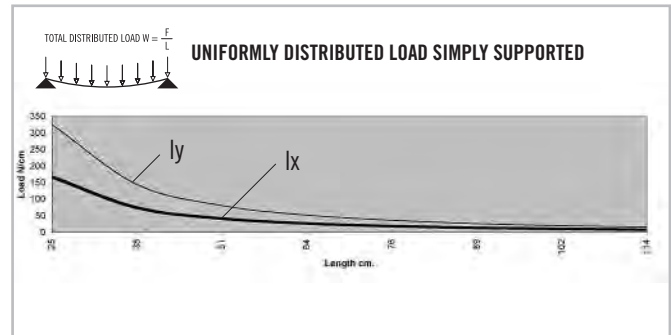
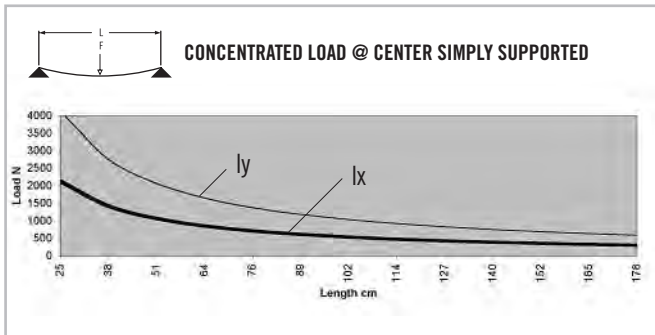
SPECIFICATIONS

Length	220.5" (5.6 m)
Weight	1.034 lbs/ft (1.539 kg/m)
Estimated Area	0.862 in ² (5.5599 cm ²)
Moment of Inertia	I _x =0.122 in ⁴ (5.08 cm ⁴) I _y =0.473 in ⁴ (19.69 cm ⁴)

MACHINE SERVICES

CTL	670503
Access Hole 7.9mm	670518
Access Hole 11mm	670519
Tap M8	670512

BEAM SELECTION BY LOAD AND LENGTH

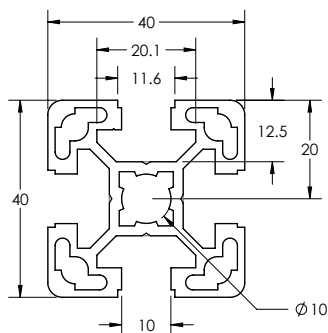


* Charts based on allowable loads related to yield strength with a margin of safety equal to five.

» For deflection equations see page 10

TS40-40B

Clear Anodized - 670076



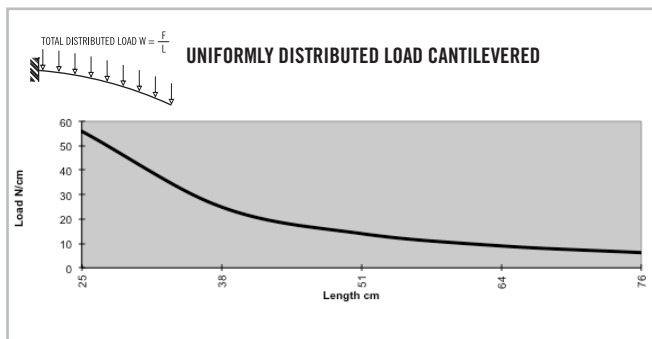
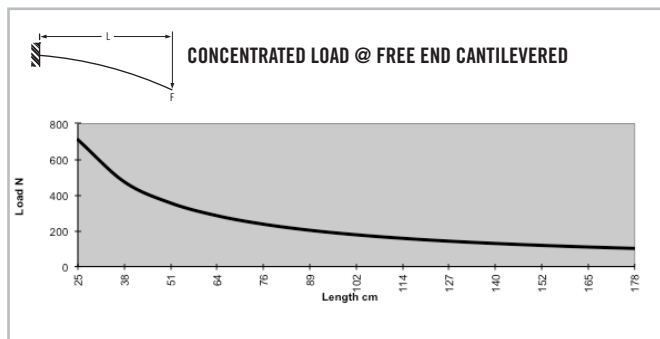
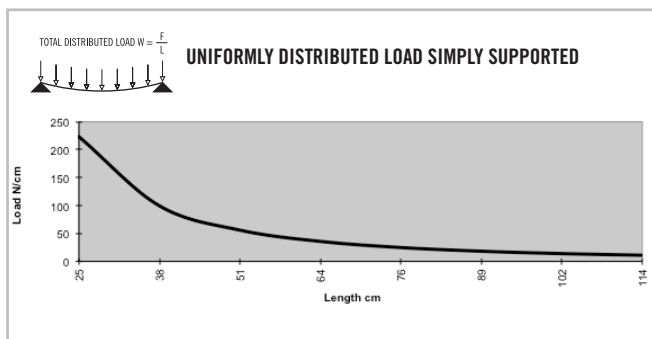
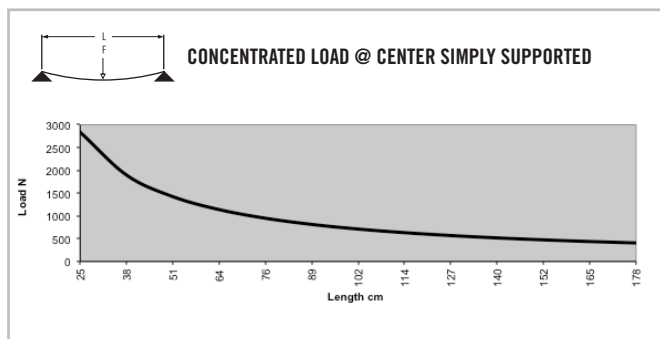
SPECIFICATIONS

Length236" (6 m)
Weight	1.027 lbs/ft (1.529 kg/m)
Estimated Area0856 in ² (5.523 cm ²)
Moment of Inertia	$I_x=0.217 \text{ in}^4$ (9.032 cm ⁴)
	$I_y=0.217 \text{ in}^4$ (9.032 cm ⁴)

MACHINE SERVICES

CTL	660003
Access Hole 9.8mm	670520
Access Hole 17mm	670521
Tap M12	670513

BEAM SELECTION BY LOAD AND LENGTH



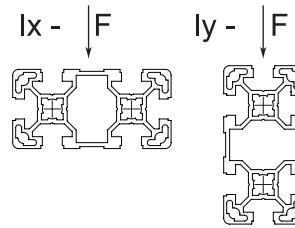

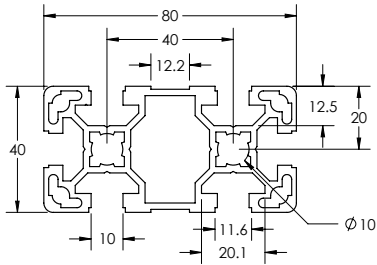
* Charts based on allowable loads related to yield strength with a margin of safety equal to five.

» For deflection equations see page 10

B-Series Extrusions

TS40-80B

Clear Anodized - 670075



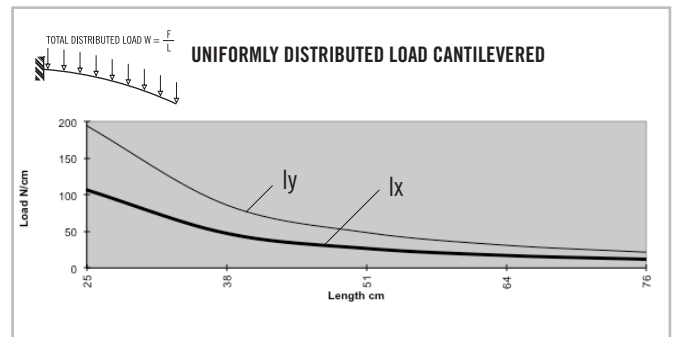
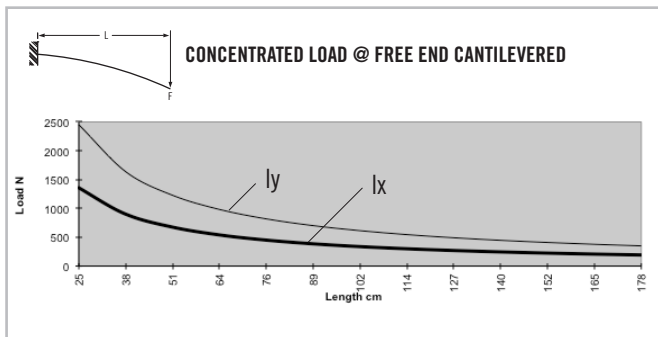
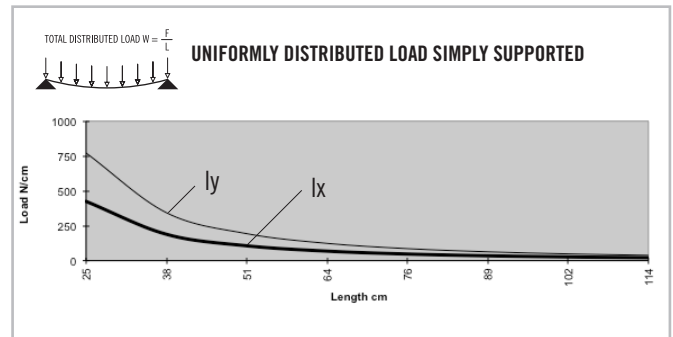
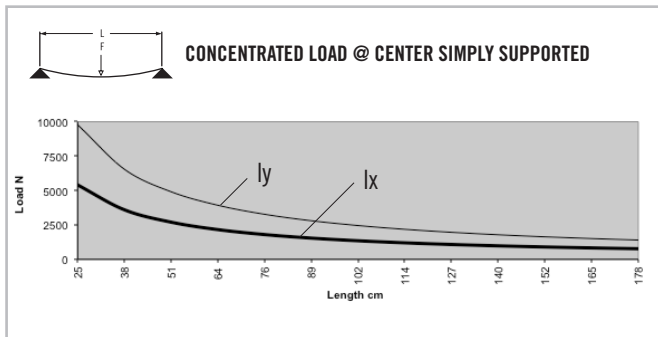
SPECIFICATIONS

Length236" (6 m)
Weight	1.801 lbs/ft (2.680 kg/m)
Estimated Area	1.501 in ² (9.684 cm ²)
Moment of Inertia	$I_x=0.412 \text{ in}^4$ (17.149 cm ⁴)
	$I_y=1.499 \text{ in}^4$ (62.393 cm ⁴)

MACHINE SERVICES

CTL	660006
Access Hole 9.8mm	670520
Access Hole 17mm	670521
Tap M12	670514

BEAM SELECTION BY LOAD AND LENGTH

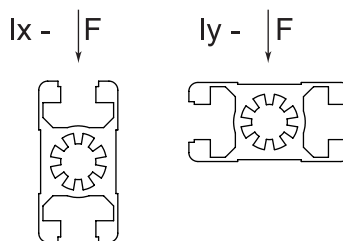
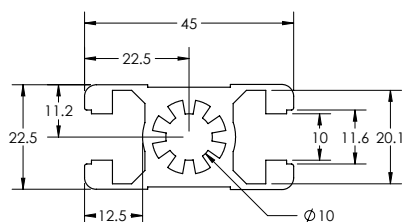


* Charts based on allowable loads related to yield strength with a margin of safety equal to five.

» For deflection equations see page 10

TS22.5-45B

Clear Anodized - 670067



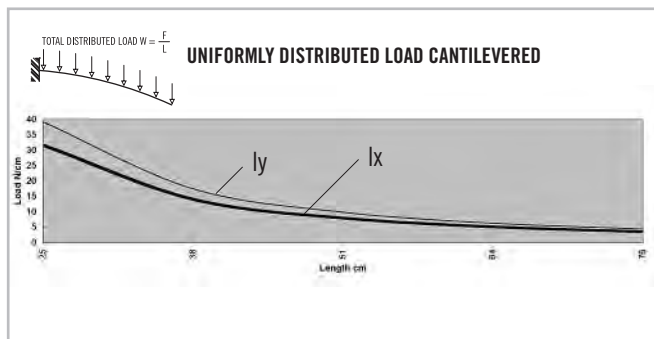
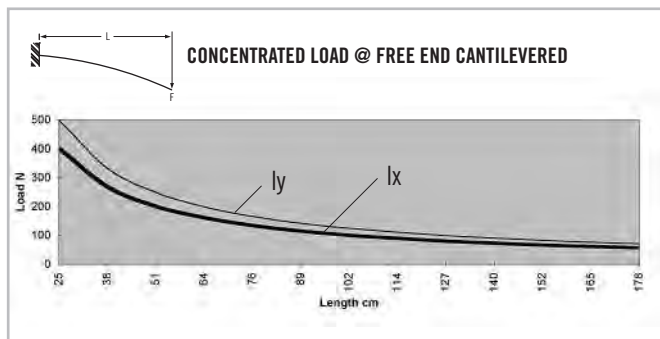
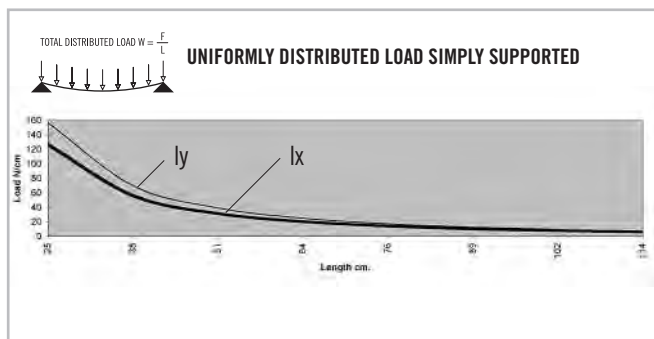
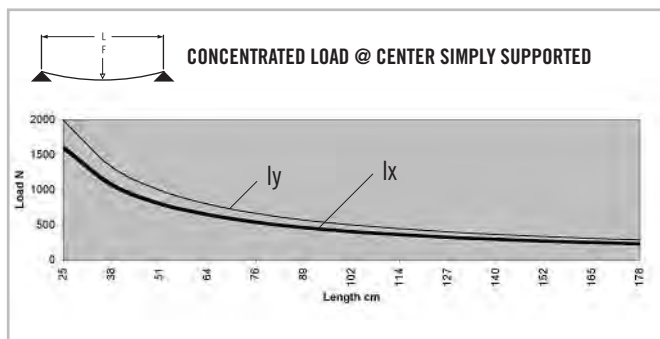
SPECIFICATIONS

Length	220.5" (5.6 m)
Weight	0.850 lbs/ft (1.264 kg/m)
Estimated Area	0.708 in ² (4.5666 cm ²)
Moment of Inertia	I _x =0.069 in ⁴ (2.87 cm ⁴) I _y =0.171 in ⁴ (7.12 cm ⁴)

MACHINE SERVICES

CTL	670502
Access Hole 7.9mm	670520
Access Hole 11mm	670521
Tap M12	670513

BEAM SELECTION BY LOAD AND LENGTH




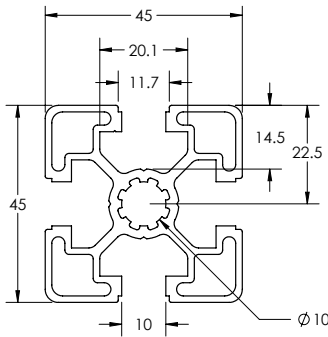
* Charts based on allowable loads related to yield strength with a margin of safety equal to five.

» For deflection equations see page 10

B-Series Extrusions

Clear Anodized - **670030**
 Black Anodized - **670130**
 Yellow Powdercoat - **670230**

TS45-45B



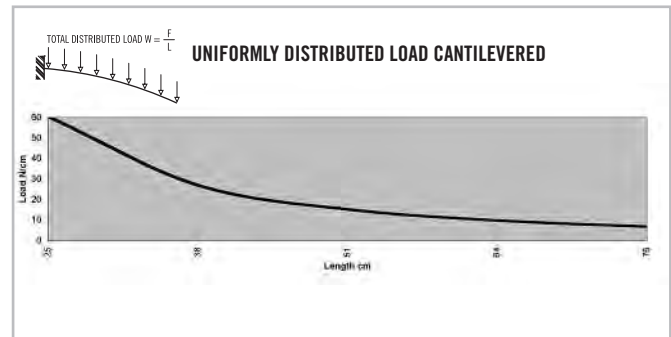
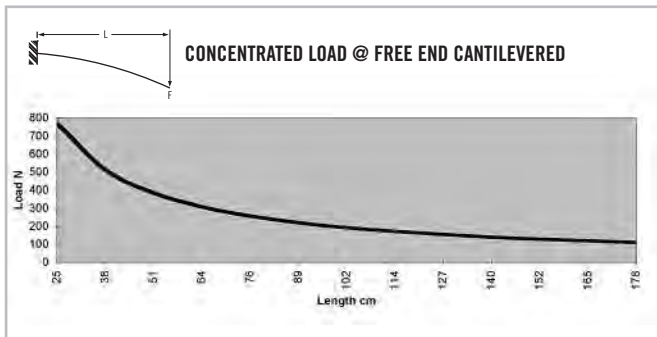
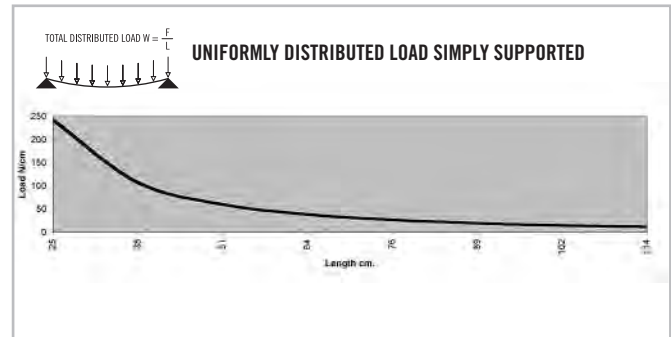
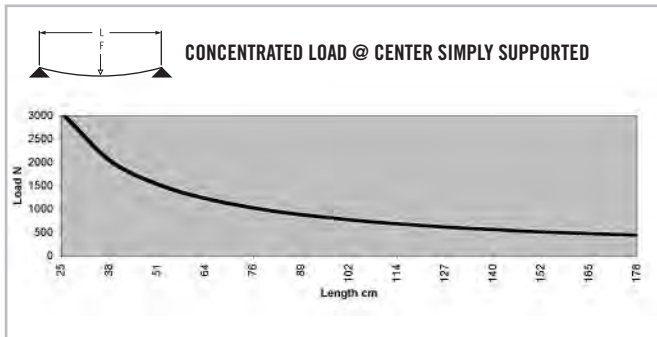
SPECIFICATIONS

Length Clear236" (6 m)
Length Black236" (6 m)
Length Yellow144" (3.6 m)
Weight	1.064 lbs/ft (1.583 kg/m)
Estimated Area	0.884 in ² (5.7018 cm ²)
Moment of Inertia	I _x =0.264 in ⁴ (10.99 cm ⁴) I _y =0.264 in ⁴ (10.99 cm ⁴)

MACHINE SERVICES

CTL	670504
Access Hole 9.8mm	670520
Access Hole 17mm	670521
Tap M12	670513

BEAM SELECTION BY LOAD AND LENGTH

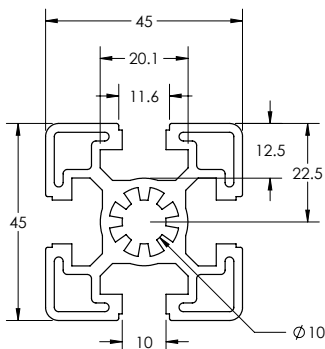


* Charts based on allowable loads related to yield strength with a margin of safety equal to five.

» For deflection equations see page 10

TS45-45HB

Clear Anodized - 670031



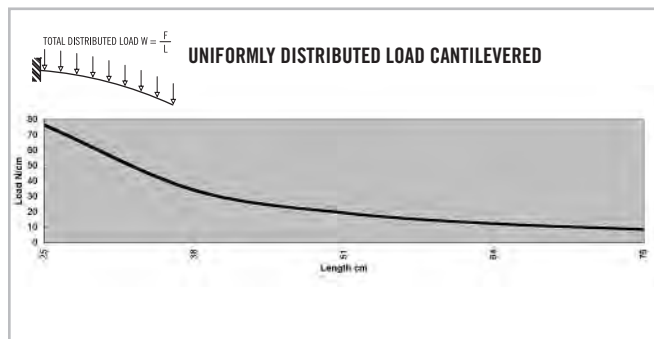
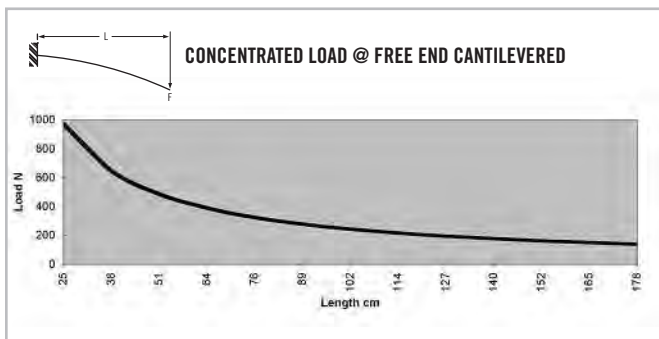
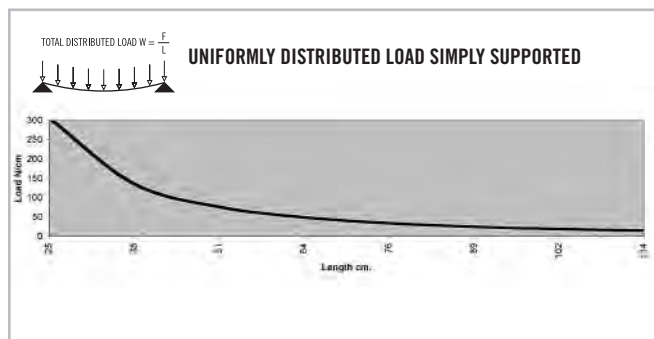
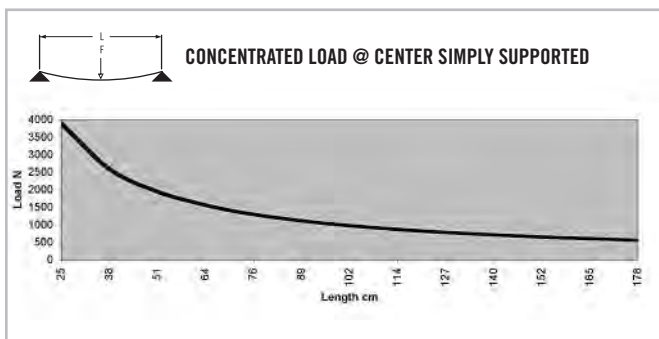
SPECIFICATIONS

Length	236" (6 m)
Weight	1.392 lbs/ft (2.071 kg/m)
Estimated Area	1.16 in ² (7.482 cm ²)
Moment of Inertia	$I_x=0.334 \text{ in}^4$ (13.90 cm ⁴) $I_y=0.334 \text{ in}^4$ (13.90 cm ⁴)

MACHINE SERVICES

CTL	670504
Access Hole 9.8mm	670520
Access Hole 17mm	670521
Tap M12	670513

BEAM SELECTION BY LOAD AND LENGTH



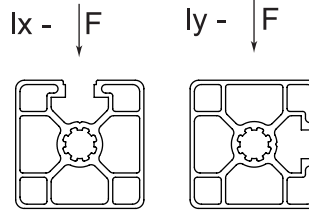
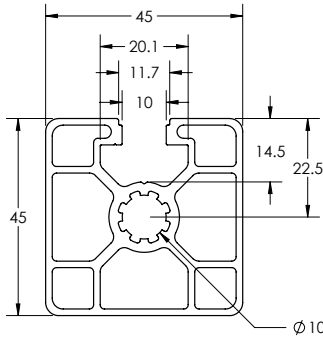
* Charts based on allowable loads related to yield strength with a margin of safety equal to five.

» For deflection equations see page 10

B-Series Extrusions

TS45-45B MONOSLOT

Clear Anodized - 670083



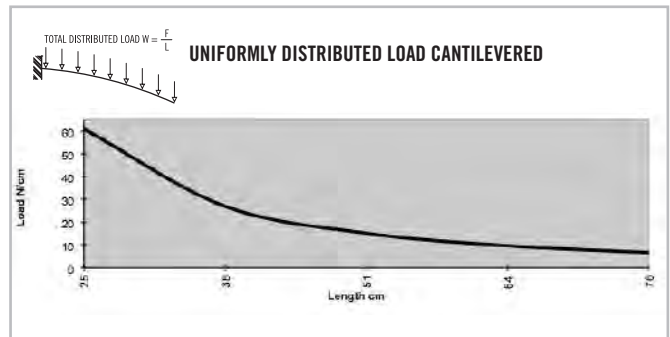
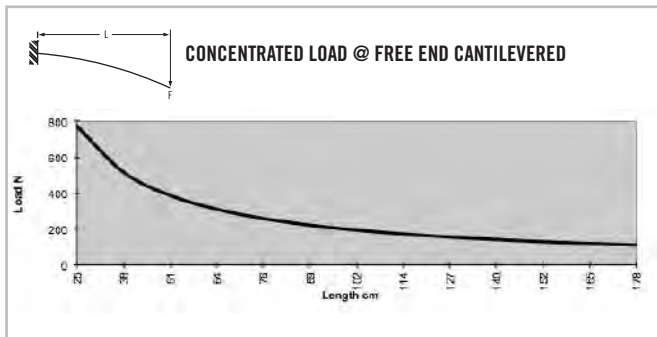
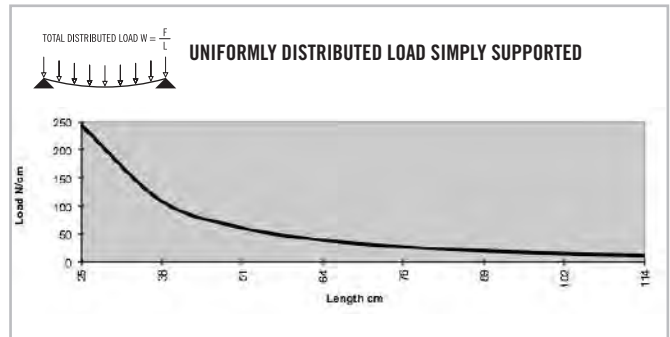
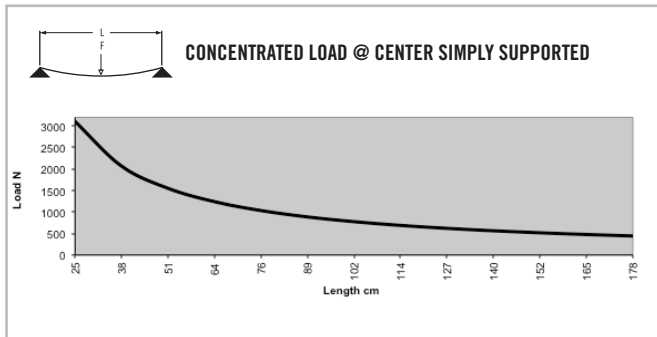
SPECIFICATIONS

Length	220.5" (5.6 m)
Weight	1.042 lbs/ft (1.551 kg/m)
Estimated Area	0.868 in ² (5.600 kg/m)
Moment of Inertia	I _x =0.266 in ⁴ (11.072 cm ²)
	I _y =0.269 in ⁴ (11.197 cm ²)

MACHINE SERVICES

CTL	670504
Access Hole 9.8mm	670520
Access Hole 17mm	670521
Tap M12	670513

BEAM SELECTION BY LOAD AND LENGTH

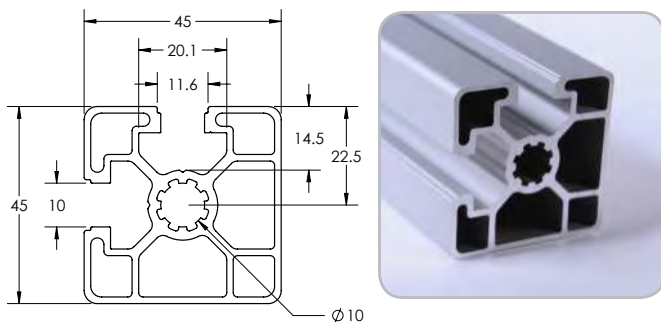


* Charts based on allowable loads related to yield strength with a margin of safety equal to five.

» For deflection equations see page 10

TS45-45B BISLOT ADJ

Clear Anodized - 670081



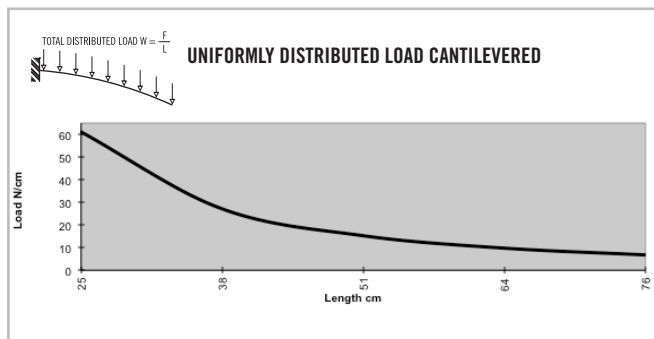
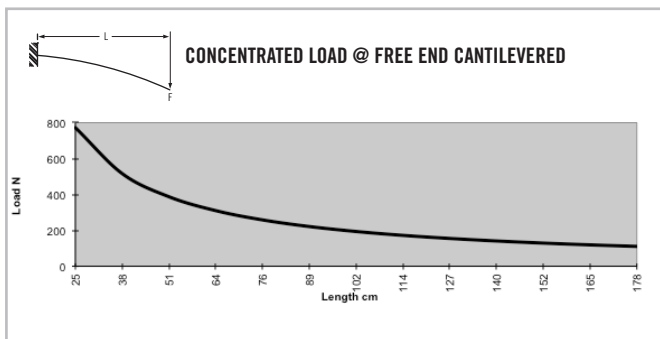
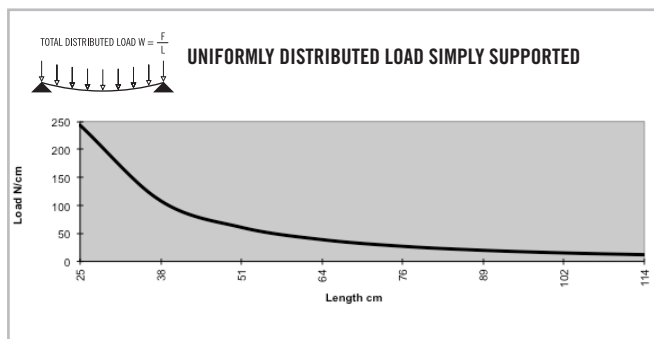
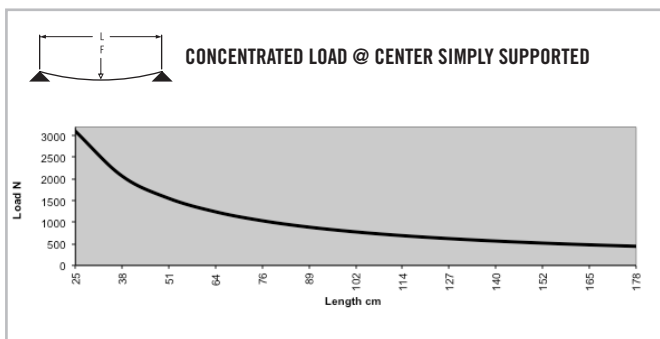
SPECIFICATIONS

Length	220.5" (5.6 m)
Weight	1.045 lbs/ft (1.555 kg/m)
Estimated Area0871 in ² (5.619 cm ²)
Moment of Inertia	I _x =0.266 in ⁴ (11.072 cm ⁴)
	I _y =0.266 in ⁴ (11.072 cm ⁴)

MACHINE SERVICES

CTL	670504
Access Hole 9.8mm	670520
Access Hole 17mm	670521
Tap M12	670513

BEAM SELECTION BY LOAD AND LENGTH



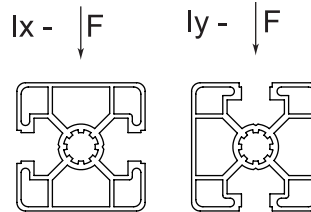
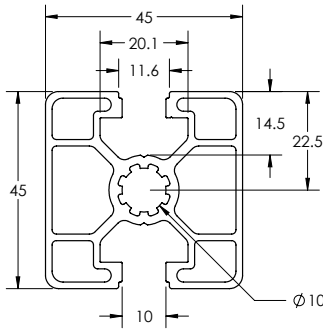
* Charts based on allowable loads related to yield strength with a margin of safety equal to five.

» For deflection equations see page 10

B-Series Extrusions

TS45-45B BISLOT OPP

Clear Anodized - 670080



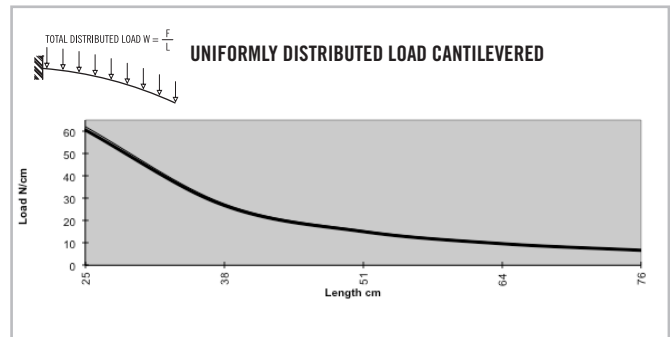
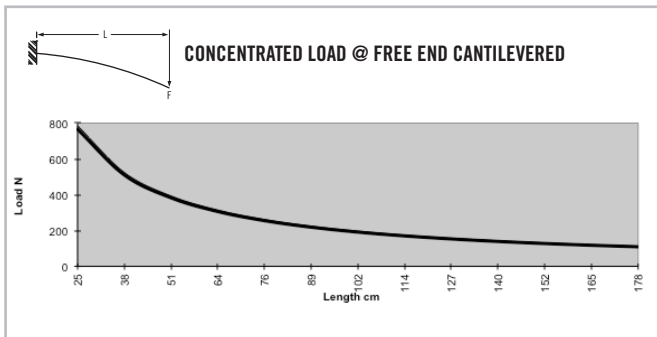
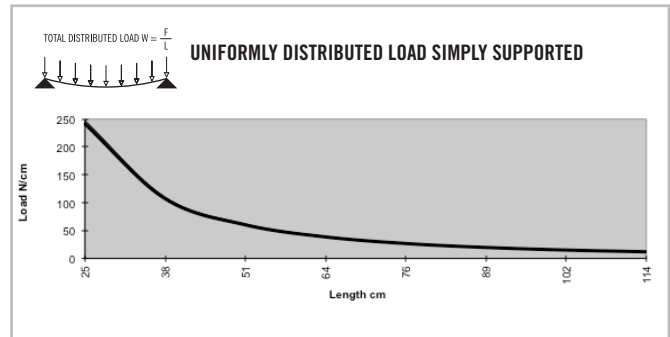
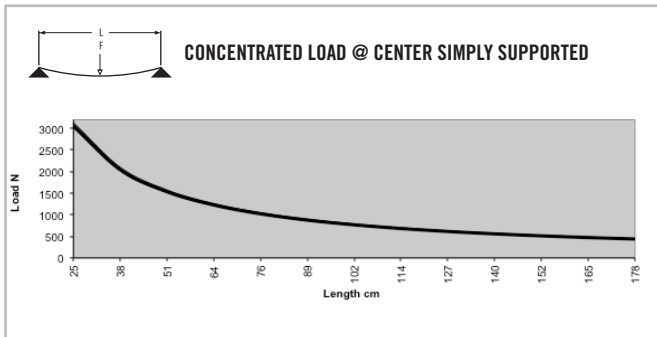
SPECIFICATIONS

Length	220.5" (5.6 m)
Weight	1.045 lbs/ft (1.555 kg/m)
Estimated Area0871 in ² (5.619 cm ²)
Moment of Inertia	I _x =0.263 in ⁴ (10.947 cm ²)
	I _y =0.270 in ⁴ (11.238 cm ²)

MACHINE SERVICES

CTL	670504
Access Hole 9.8mm	670520
Access Hole 17mm	670521
Tap M12	670513

BEAM SELECTION BY LOAD AND LENGTH

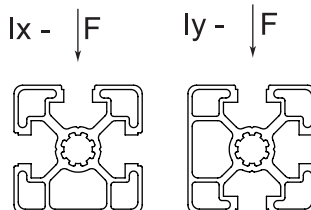
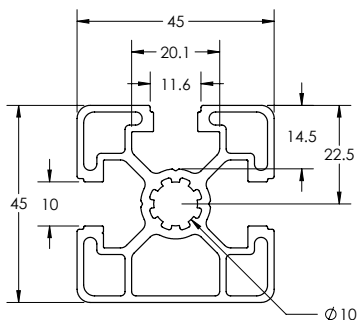


* Charts based on allowable loads related to yield strength with a margin of safety equal to five.

» For deflection equations see page 10

TS45-45B TRISLOT

Clear Anodized - 670082



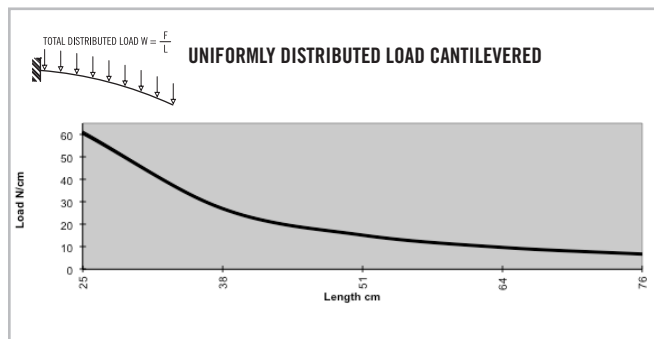
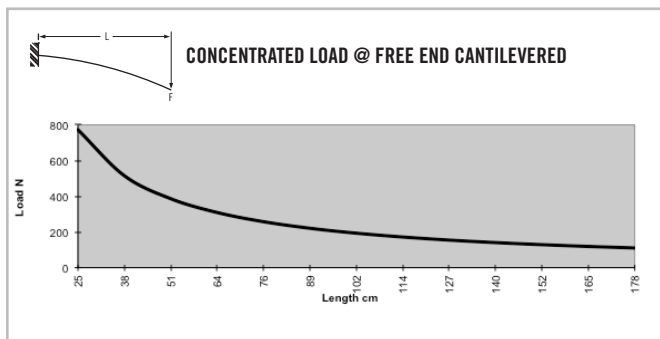
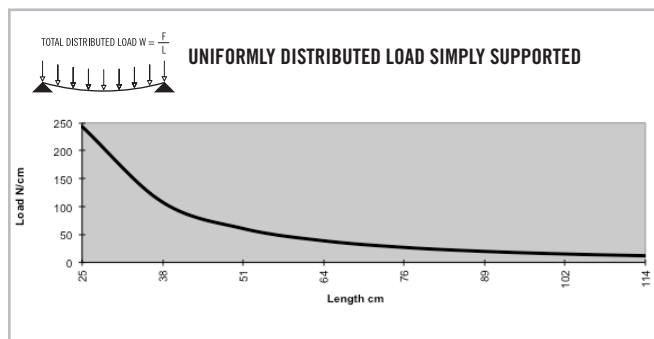
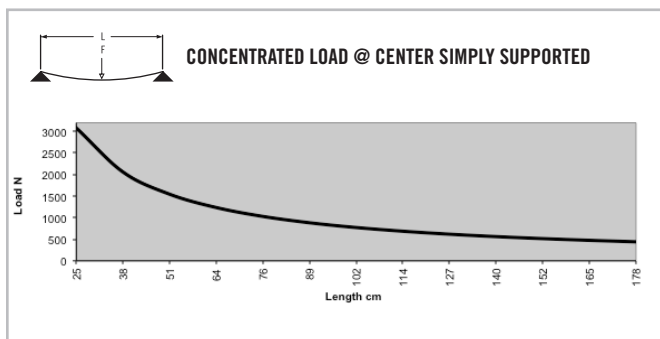
SPECIFICATIONS

Length	220.5" (5.6 m)
Weight	1.063 lbs/ft (1.583 kg/m)
Estimated Area	0.886 in ² (5.716 cm ²)
Moment of Inertia	I _x =0.265 in ⁴ (11.030 cm ⁴)
	I _y =0.268 in ⁴ (11.155 cm ⁴)

MACHINE SERVICES

CTL	670504
Access Hole 9.8mm	670520
Access Hole 17mm	670521
Tap M12	670513

BEAM SELECTION BY LOAD AND LENGTH



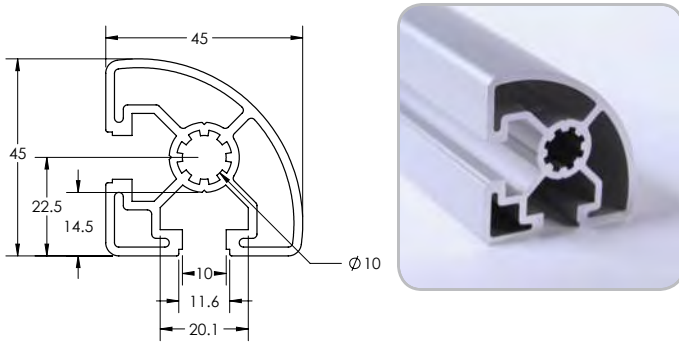
* Charts based on allowable loads related to yield strength with a margin of safety equal to five.

» For deflection equations see page 10

B-Series Extrusions

TS45-45RB

Clear Anodized - 670037



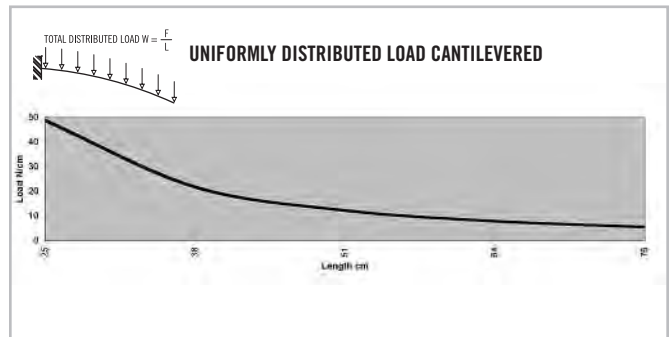
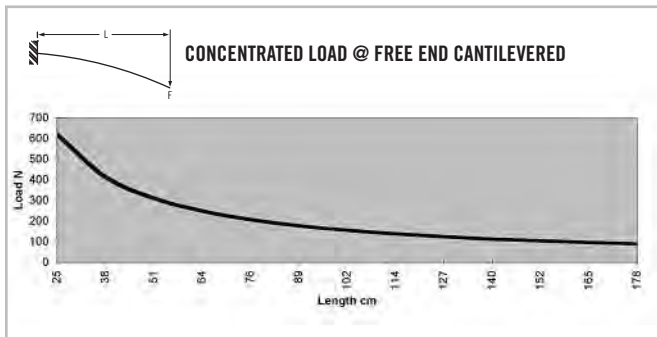
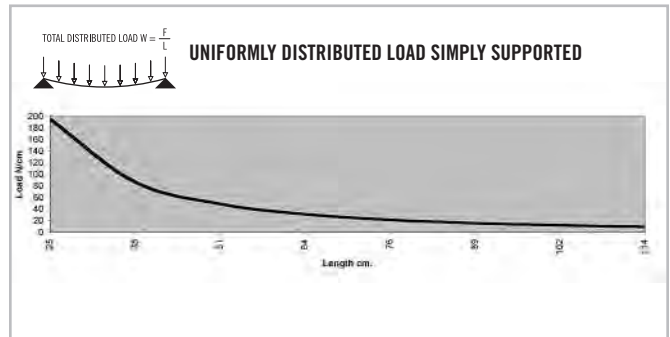
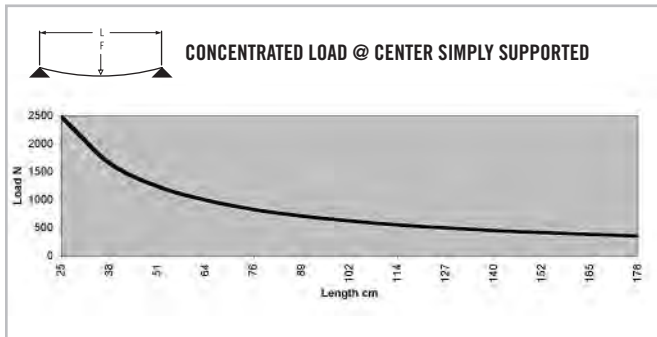
SPECIFICATIONS

Length	220.5" (5.6 m)
Weight	1.004 lbs/ft (1.495 kg/m)
Estimated Area	0.837 in ² (5.399 cm ²)
Moment of Inertia	$I_x=0.214 \text{ in}^4$ (8.91 cm ⁴) $I_y=0.214 \text{ in}^4$ (8.91 cm ⁴)

MACHINE SERVICES

CTL	670504
Access Hole 9.8mm	670520
Access Hole 17mm	670521
Tap M12	670513

BEAM SELECTION BY LOAD AND LENGTH

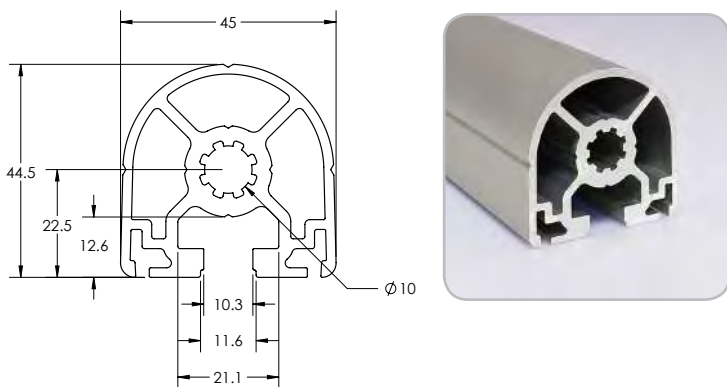


* Charts based on allowable loads related to yield strength with a margin of safety equal to five.

» For deflection equations see page 10

TS45-45B HR

Clear Anodized - 670032



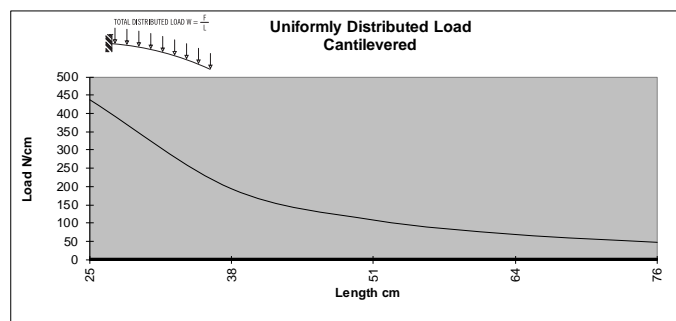
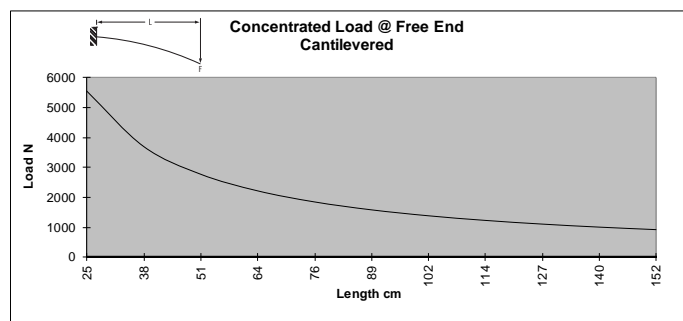
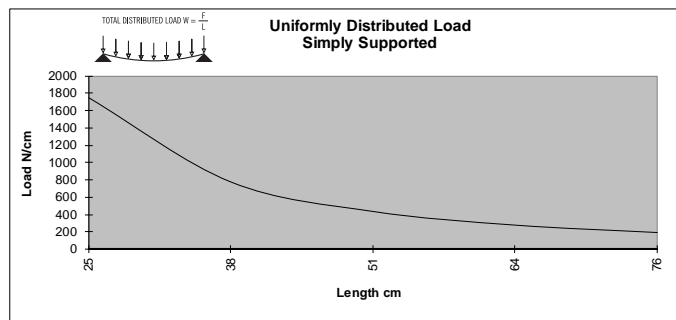
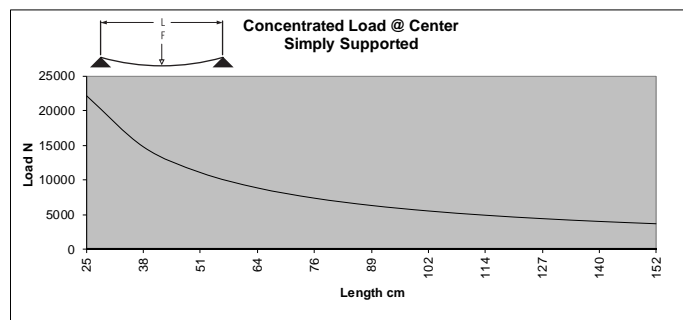
SPECIFICATIONS

Length	220.5" (5.6 m)
Weight	1.248 lbs/ft (1.857 kg/m)
Estimated Area	1.042. in ² (6.722 cm ²)
Moment of Inertia	0.216 I _x = in ⁴ (8.99 cm ⁴)
		0.212 I _y = in ⁴ (8.82 cm ⁴)

MACHINE SERVICES

CTL	670504
Access Hole 9.8mm	670520
Access Hole 17mm	670521
Tap M12	670513

BEAM SELECTION BY LOAD AND LENGTH



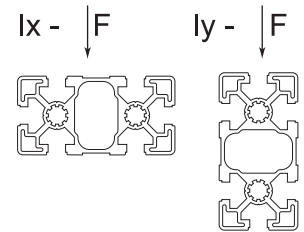
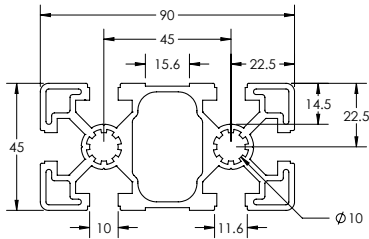
* Charts based on allowable loads related to yield strength with a margin of safety equal to five.

» For deflection equations see page 10

B-Series Extrusions

TS45-90B

Clear Anodized - **670043**
 Black Anodized - **670143**



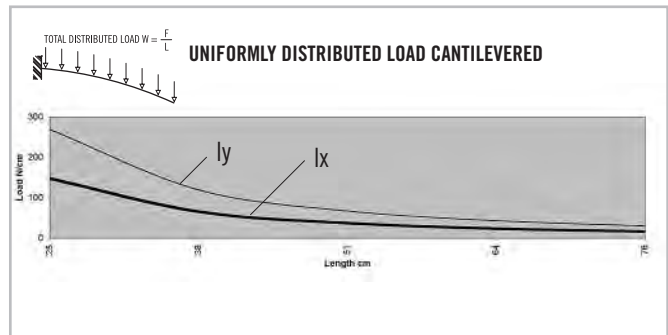
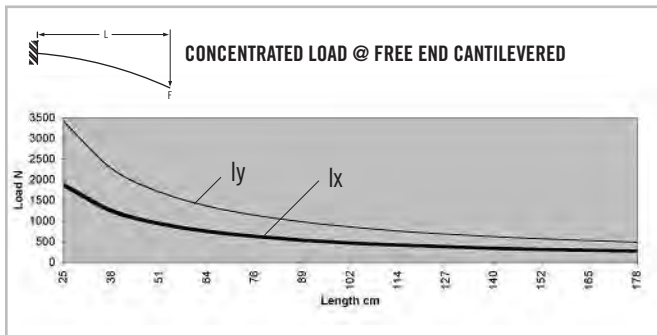
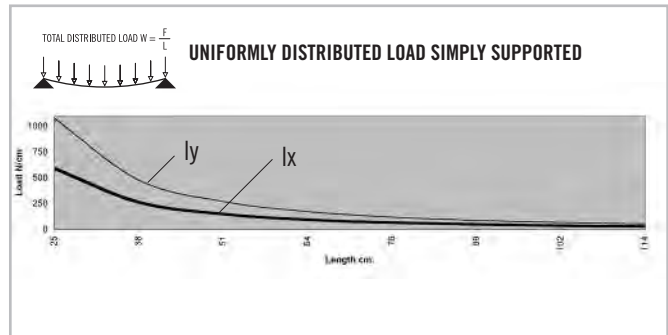
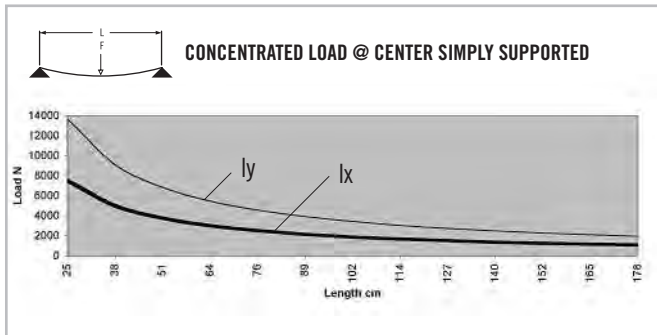
SPECIFICATIONS

Length	220.5" (5.6 m)
Weight	2.365 lbs/ft (3.520 kg/m)
Estimated Area	1.973 in ² (12.72585 cm ²)
Moment of Inertia	lx=0.644 in ⁴ (26.81 cm ⁴) ly=2.349 in ⁴ (97.77 cm ⁴)

MACHINE SERVICES

CTL	670505
Access Hole 9.8mm	670520
Access Hole 17mm	670521
Tap M12	670514

BEAM SELECTION BY LOAD AND LENGTH

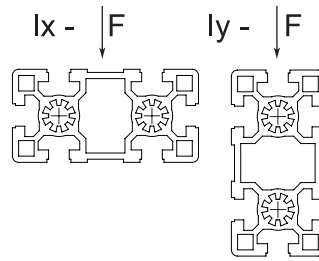

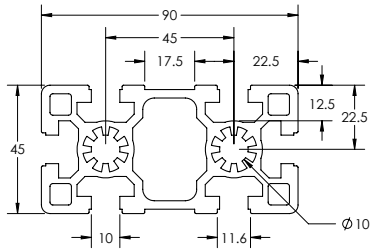


* Charts based on allowable loads related to yield strength with a margin of safety equal to five.

» For deflection equations see page 10

TS45-90HB

Clear Anodized - 670044



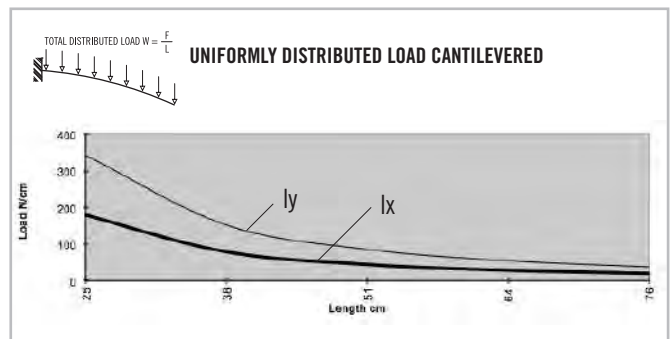
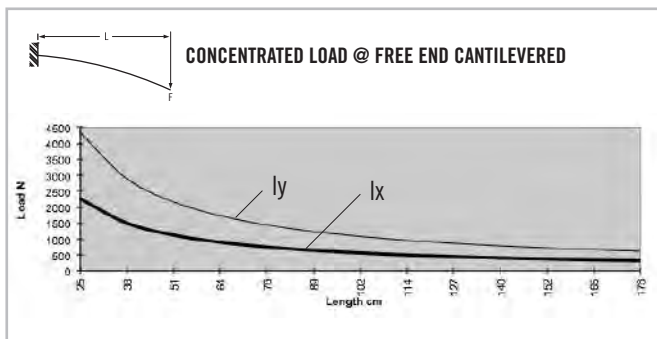
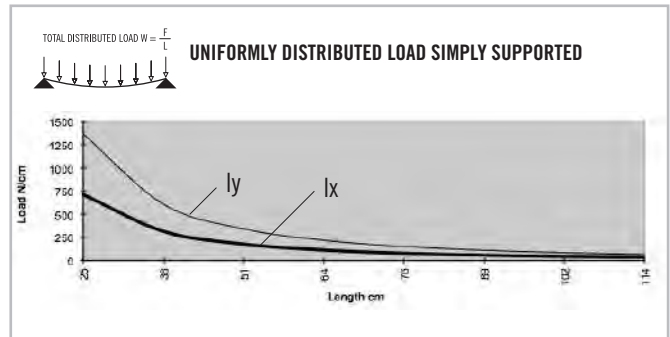
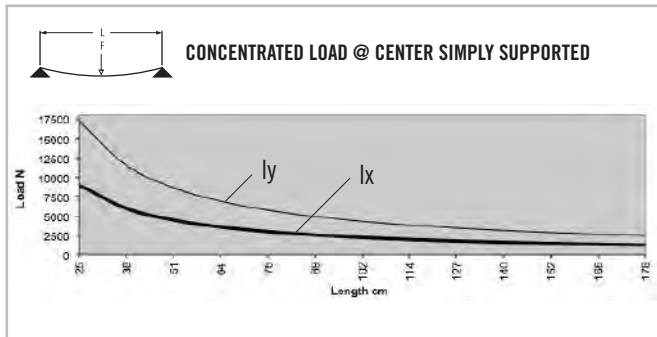
SPECIFICATIONS

Length	236" (6 m)
Weight	2.832 lbs/ft (4.216 kg/m)
Estimated Area	2.36 in ² (15.226 cm ²)
Moment of Inertia	I _x =0.774 in ⁴ (32.21 cm ⁴)
	I _y =2.978 in ⁴ (123.94 cm ⁴)

MACHINE SERVICES

CTL	670505
Access Hole 9.8mm	670520
Access Hole 17mm	670521
Tap M12	670514

BEAM SELECTION BY LOAD AND LENGTH




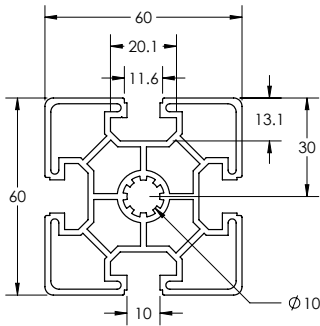
* Charts based on allowable loads related to yield strength with a margin of safety equal to five.

» For deflection equations see page 10

B-Series Extrusions

TS60-60B 4 SLOT

Clear Anodized - 670051



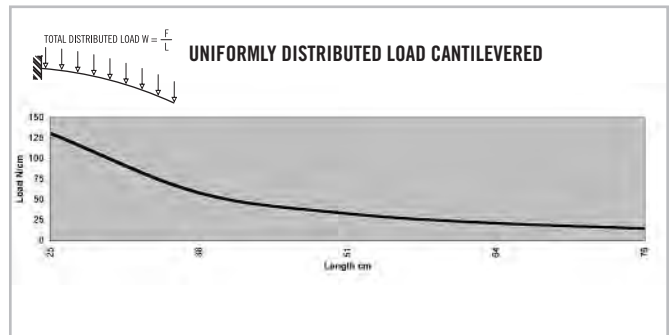
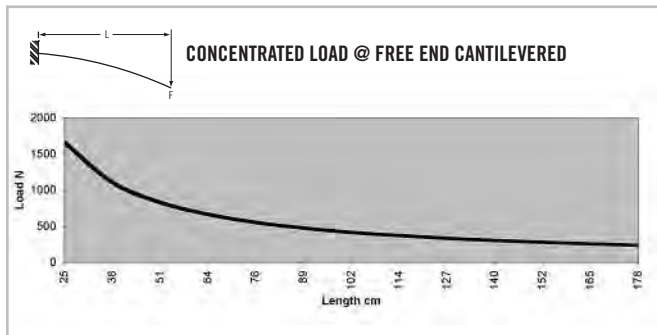
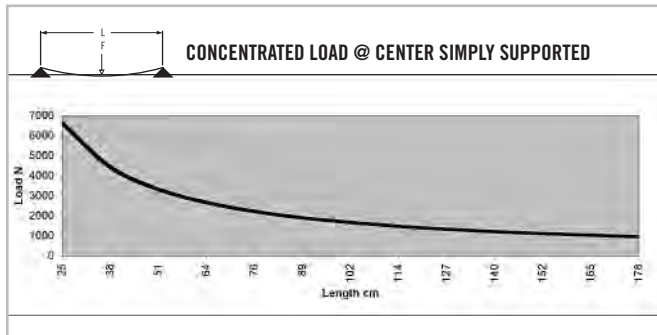
SPECIFICATIONS

Length	220.5" (5.6 m)
Weight	1.732 lbs/ft (2.578 kg/m)
Estimated Area	1.444 in ² (9.3138 cm ²)
Moment of Inertia	I _x =0.76 in ⁴ (31.63 cm ⁴) I _y =0.76 in ⁴ (31.63 cm ⁴)

MACHINE SERVICES

CTL	670506
Access Hole 9.8mm	670520
Access Hole 17mm	670521
Tap M12	670513

BEAM SELECTION BY LOAD AND LENGTH

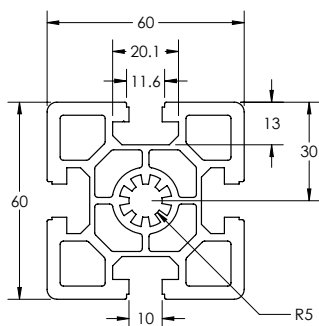


* Charts based on allowable loads related to yield strength with a margin of safety equal to five.

» For deflection equations see page 10

TS60-60HB 4 SLOT

Clear Anodized - 670052



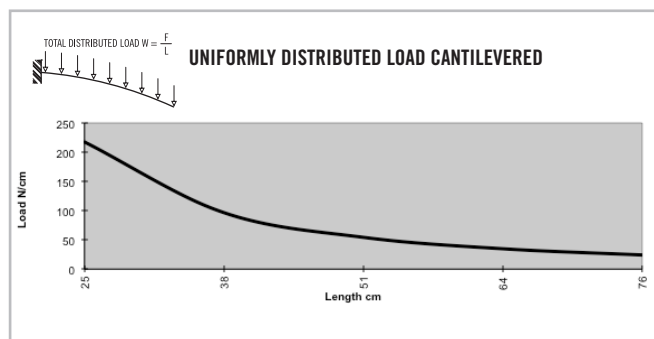
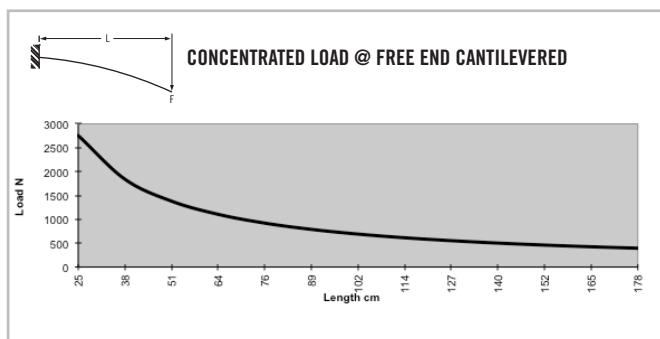
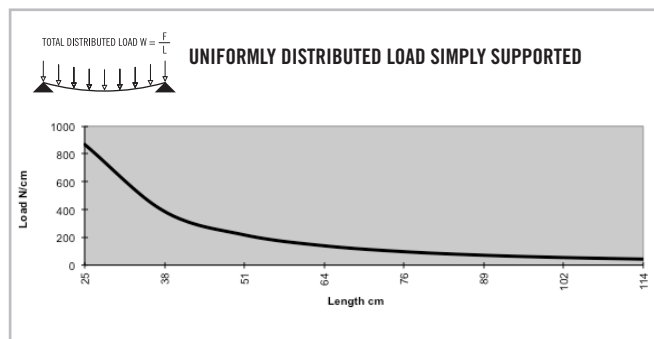
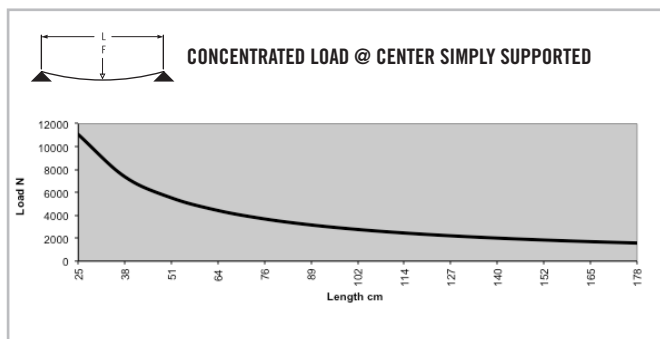
SPECIFICATIONS

Length236" (6 m)
Weight	2.671 lbs/ft (3.975 kg/m)
Estimated Area	2.226 in ² (14.361 cm ²)
Moment of Inertia	I _x =1.264 in ⁴ (52.612 cm ⁴)
	I _y =1.264 in ⁴ (52.612 cm ⁴)

MACHINE SERVICES

CTL	670506
Access Hole 9.8mm	670520
Access Hole 17mm	670521
Tap M12	670513

BEAM SELECTION BY LOAD AND LENGTH





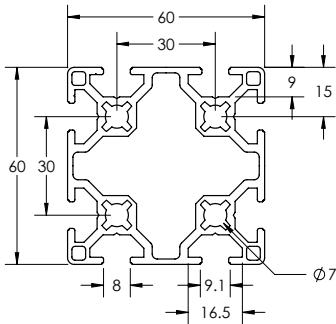
* Charts based on allowable loads related to yield strength with a margin of safety equal to five.

» For deflection equations see page 10

B-Series Extrusions

TS60-60B 8 SLOT

Clear Anodized - **670018**
 Black Anodized - **670118**



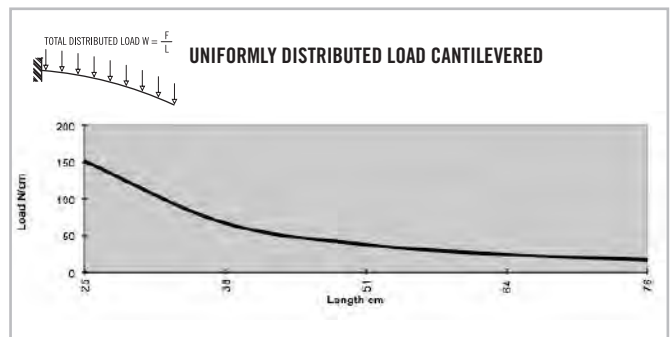
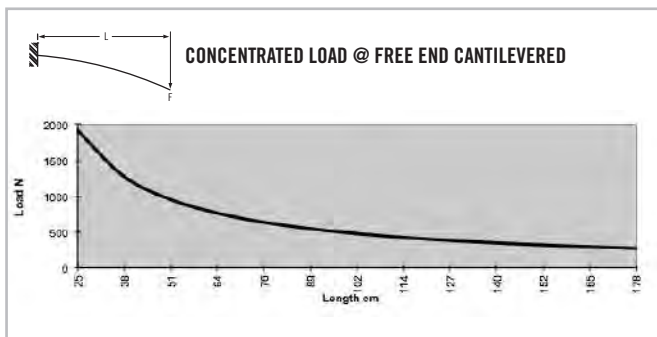
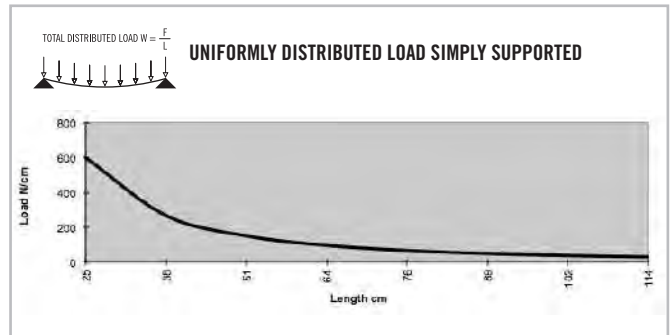
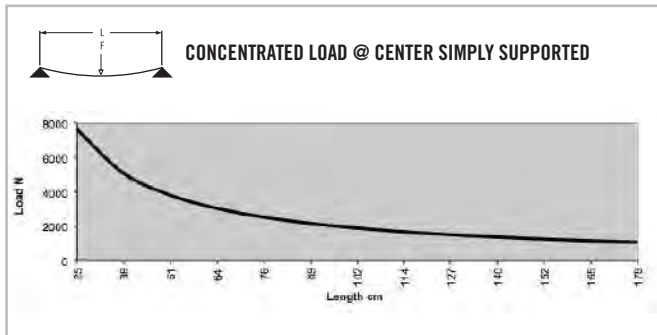
SPECIFICATIONS

Length236" (6 m)
Weight	1.711 lbs/ft (2.546 kg/m)
Estimated Area	1.426 in ² (14.361 cm ²)
Moment of Inertia	$I_x=0.873 \text{ in}^4 (36.337 \text{ cm}^4)$
	$I_y=0.873 \text{ in}^4 (36.337 \text{ cm}^4)$

MACHINE SERVICES

CTL	670506
Access Hole 9.8mm	670520
Access Hole 17mm	670521
Tap M8	660032

BEAM SELECTION BY LOAD AND LENGTH

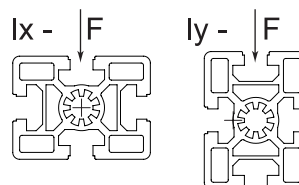
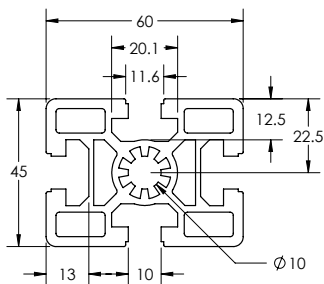


* Charts based on allowable loads related to yield strength with a margin of safety equal to five.

» For deflection equations see page 10

TS45-60HB

Clear Anodized - 670050



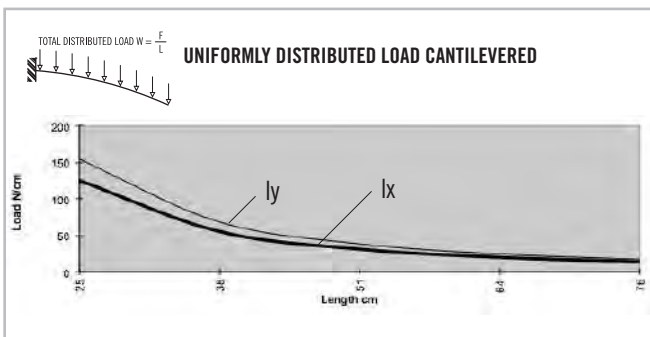
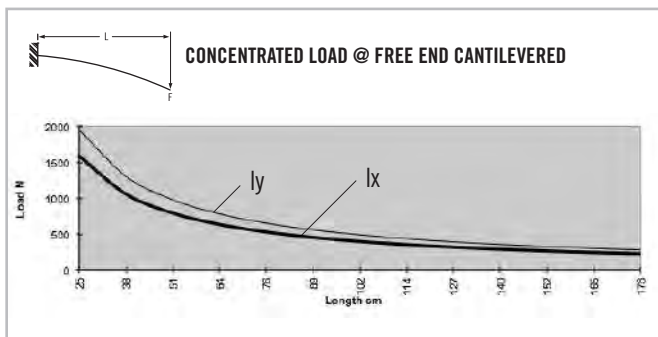
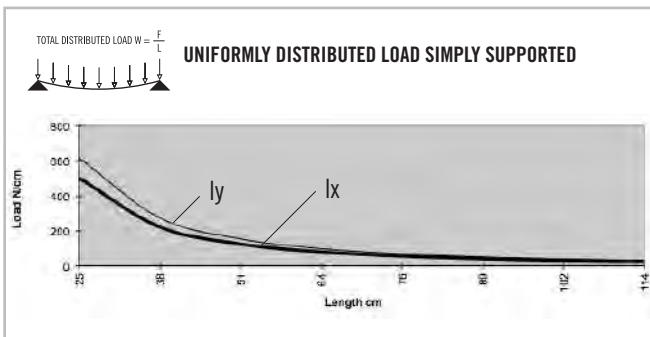
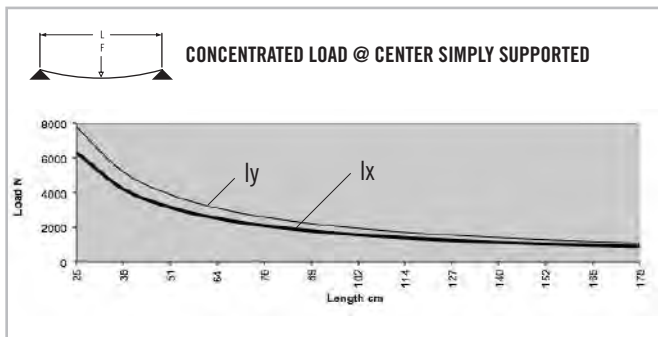
SPECIFICATIONS

Length236" (6 m)
Weight	2.039 lbs/ft (3.034 kg/m)
Estimated Area	1.699 in ² (10.961 cm ²)
Moment of Inertia	I _x =0.544 in ⁴ (22.643 cm ⁴)
	I _y =0.894 in ⁴ (37.211 cm ⁴)

MACHINE SERVICES

CTL	670505
Access Hole 9.8mm	670520
Access Hole 17mm	670521
Tap M12	670513

BEAM SELECTION BY LOAD AND LENGTH



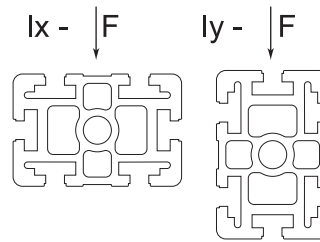
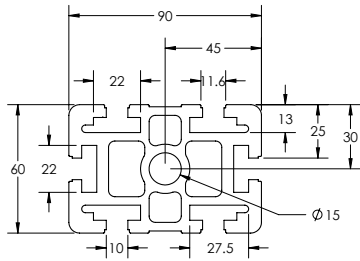
* Charts based on allowable loads related to yield strength with a margin of safety equal to five.

» For deflection equations see page 10

B-Series Extrusions

TS60-90HB

Clear Anodized - 670053



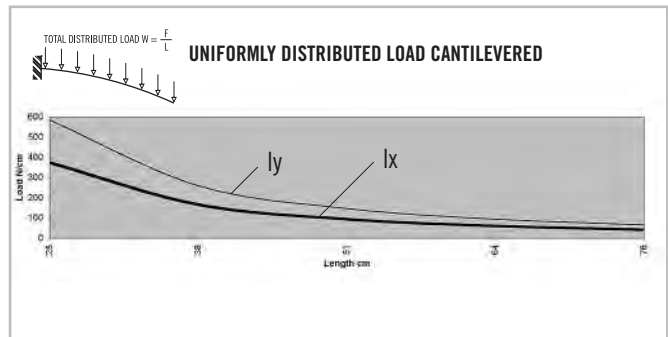
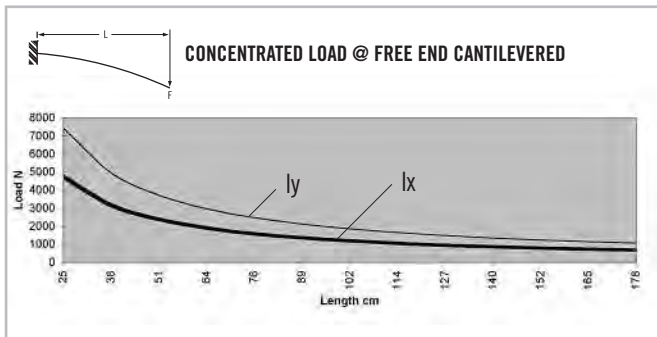
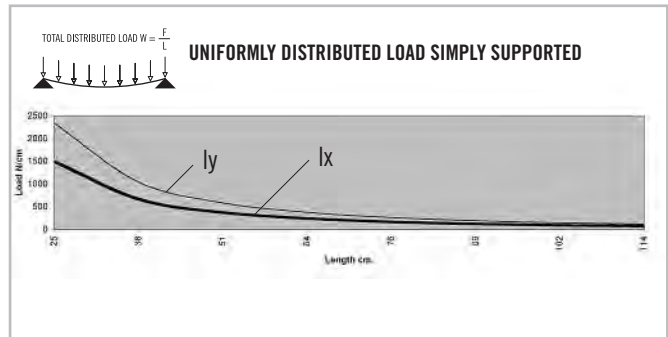
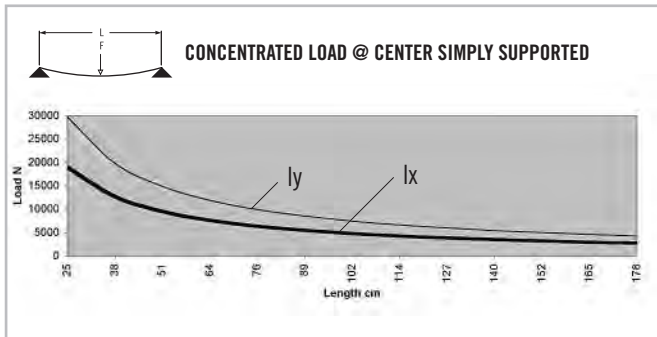
SPECIFICATIONS

Length	188" (4.78 m)
Weight	4.763 lbs/ft (7.088 kg/m)
Estimated Area	3.975 in ² (25.63875 cm ²)
Moment of Inertia	lx=2.173 in ⁴ (90.45 cm ⁴) ly=5.105 in ⁴ (212.49 cm ⁴)

MACHINE SERVICES

CTL	670507
Access Hole 9.8mm	670520
Access Hole 17mm	670521
Tap M16	670516

BEAM SELECTION BY LOAD AND LENGTH

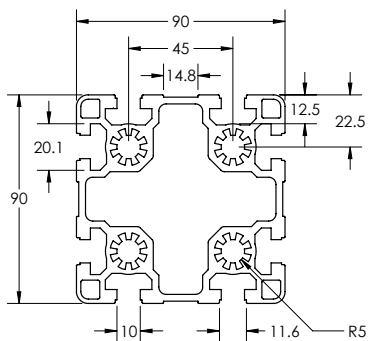


* Charts based on allowable loads related to yield strength with a margin of safety equal to five.

» For deflection equations see page 10

TS90-90B

Clear Anodized - **670057**
 Black Anodized - **670157**



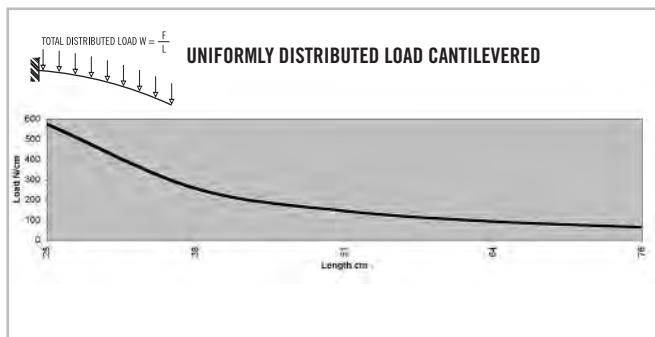
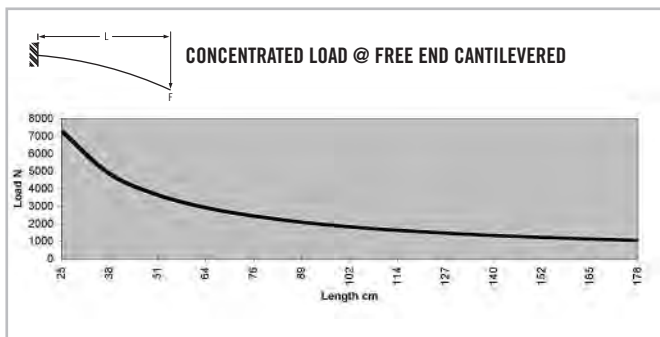
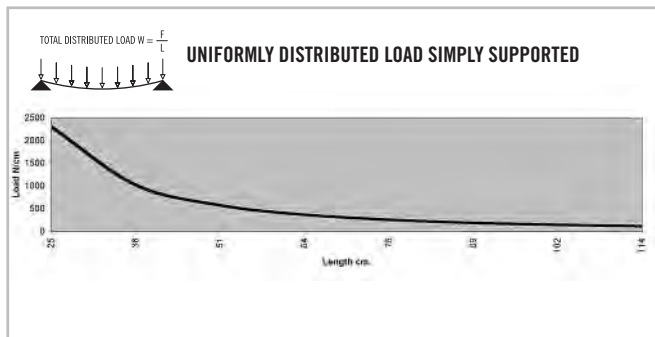
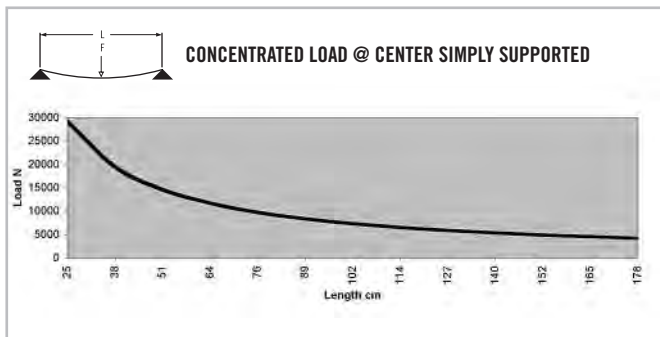
SPECIFICATIONS

Length	220.5" (5.6 m)
Weight	4.530 lbs/ft (6.741 kg/m)
Estimated Area	3.567 in ² (23.00715 cm ²)
Moment of Inertia	I _x =5.016 in ⁴ (208.78 cm ⁴) I _y =5.016 in ⁴ (208.78 cm ⁴)

MACHINE SERVICES

CTL	670508
Access Hole 9.8mm	670520
Access Hole 17mm	670521
Tap M12	670515

BEAM SELECTION BY LOAD AND LENGTH



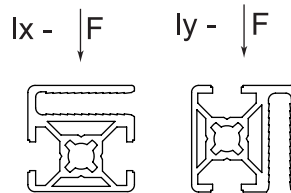

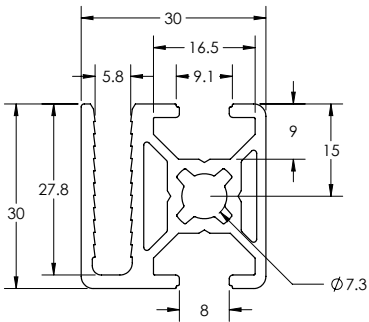
* Charts based on allowable loads related to yield strength with a margin of safety equal to five.

» For deflection equations see page 10

B-Series Extrusions

TS30-30FG 30B

Clear Anodized - 670070



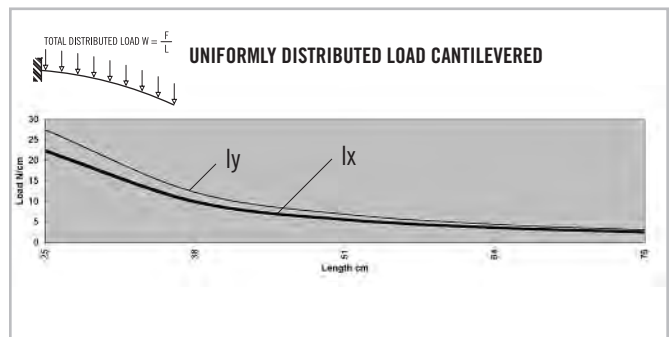
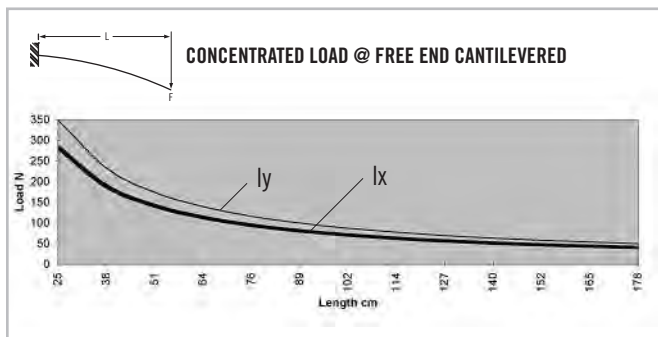
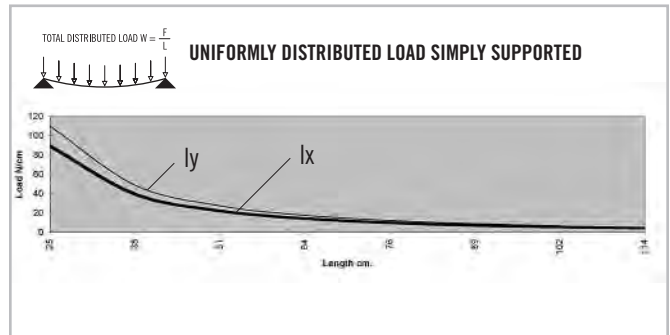
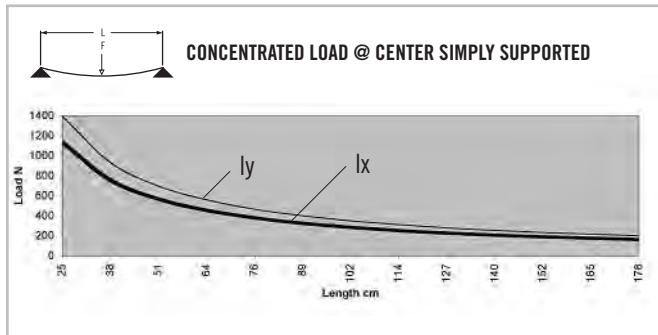
SPECIFICATIONS

Length	220.5" (5.6 m)
Weight	0.648 lbs/ft (0.964 kg/m)
Estimated Area	0.54 in ² (3.483 cm ²)
Moment of Inertia	I _x =0.065 in ⁴ (2.71 cm ⁴) I _y =0.08 in ⁴ (3.33 cm ⁴)

MACHINE SERVICES

CTL	670502
Access Hole 7.9mm	670518
Access Hole 11mm	670519
Tap M8	670511

BEAM SELECTION BY LOAD AND LENGTH

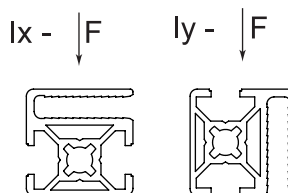
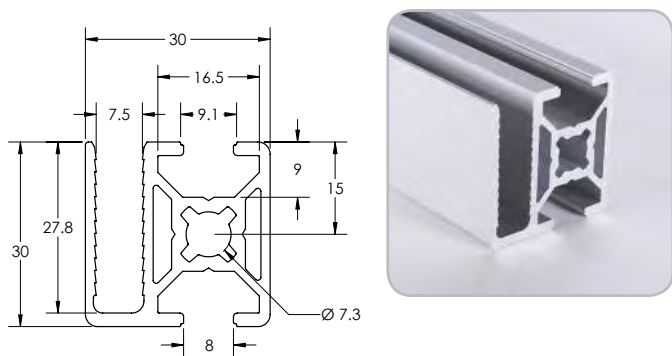


* Charts based on allowable loads related to yield strength with a margin of safety equal to five.

» For deflection equations see page 10

TS30-30FG 40B

Clear Anodized - 670072



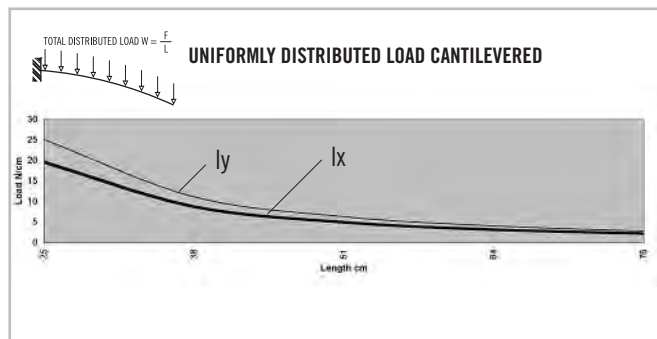
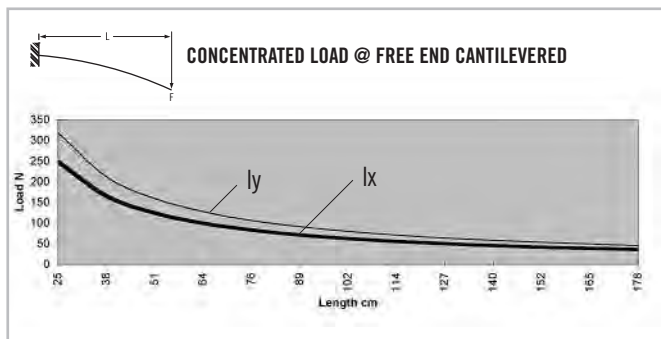
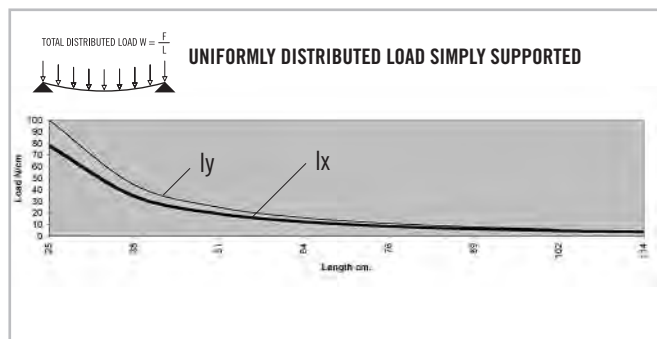
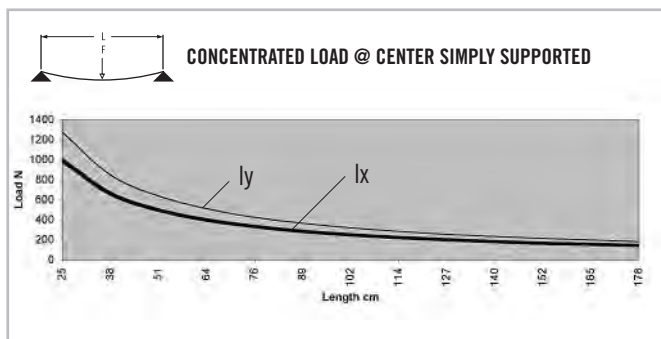
SPECIFICATIONS

Length	220.5" (5.6 m)
Weight	0.588 lbs/ft (0.875 kg/m)
Estimated Area	0.49 in ² (3.1605 cm ²)
Moment of Inertia	I _x =0.057 in ⁴ (2.37 cm ⁴) I _y =0.073 in ⁴ (3.04 cm ⁴)

MACHINE SERVICES

CTL	670502
Access Hole 7.9mm	670518
Access Hole 11mm	670519
Tap M8	670511

BEAM SELECTION BY LOAD AND LENGTH



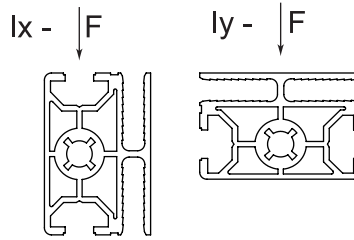

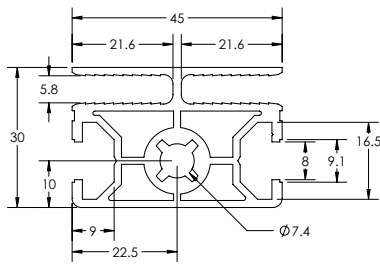
* Charts based on allowable loads related to yield strength with a margin of safety equal to five.

» For deflection equations see page 10

B-Series Extrusions

TS30-45FG30

Clear Anodized - 670071



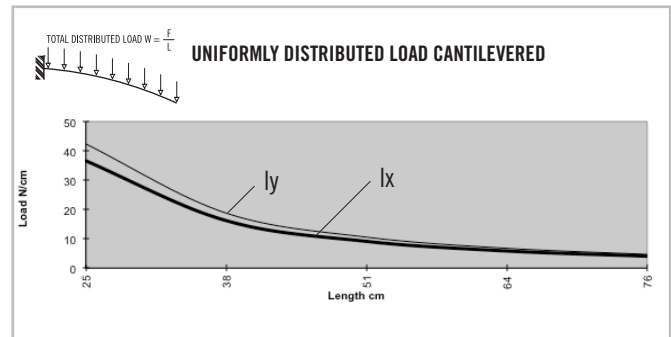
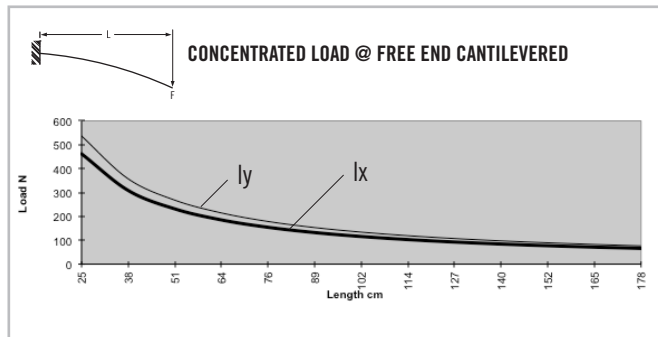
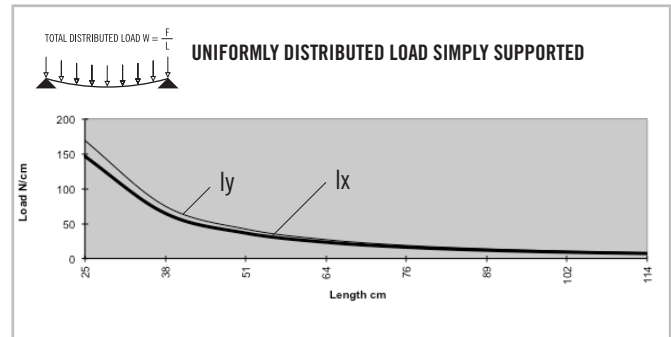
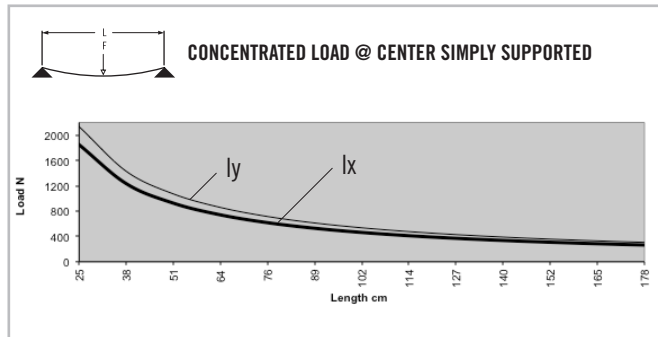
SPECIFICATIONS

Length	220.5" (5.6 m)
Weight	0.886 lbs/ft (1.289 kg/m)
Estimated Area	0.738 in ² (4.761 cm ²)
Moment of Inertia	lx=0.106 in ⁴ (4.412 cm ⁴)
	ly=0.184 in ⁴ (7.659 cm ⁴)

MACHINE SERVICES

CTL	670502
Access Hole 7.9mm	670518
Access Hole 11mm	670519
Tap M8	670511

BEAM SELECTION BY LOAD AND LENGTH

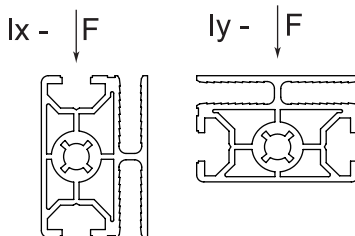
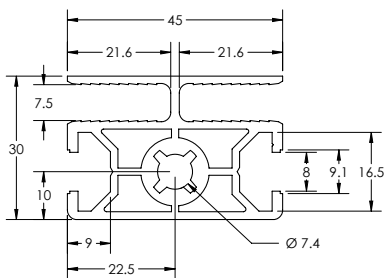


* Charts based on allowable loads related to yield strength with a margin of safety equal to five.

» For deflection equations see page 10

TS30-45FG40

Clear Anodized - 670074



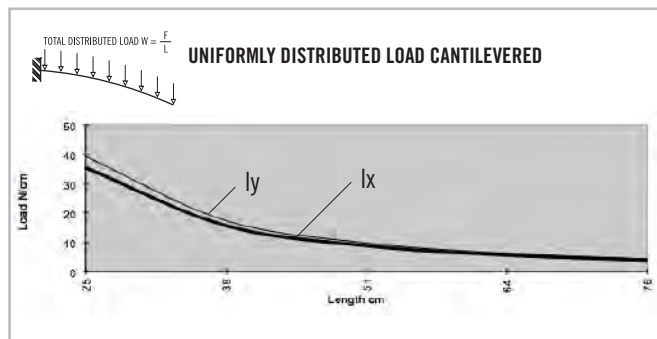
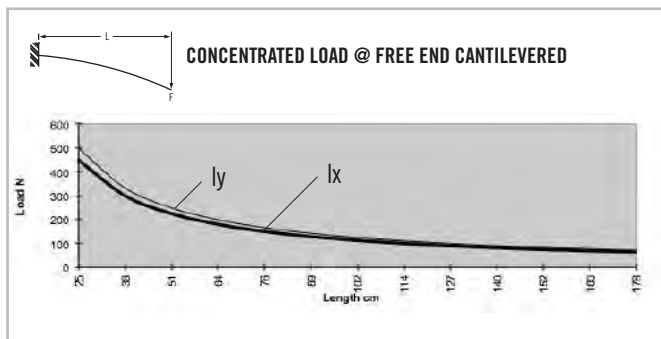
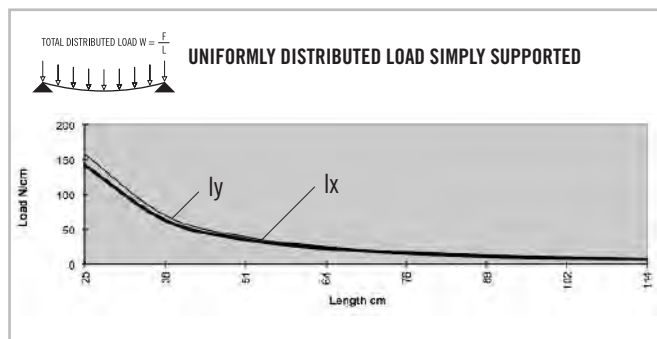
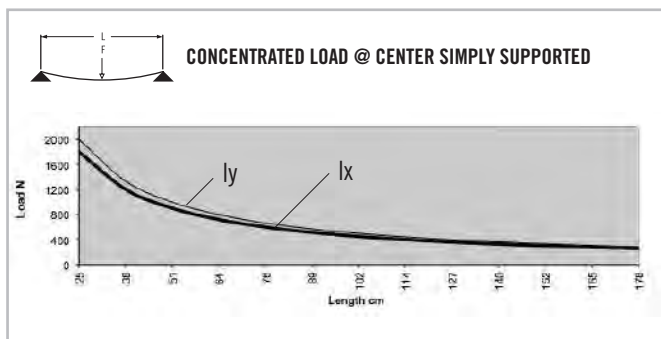
SPECIFICATIONS

Length	220.5" (5.6 m)
Weight	0.869 lbs/ft (1.293 kg/m)
Estimated Area	0.724 in ² (4.671 cm ²)
Moment of Inertia	$I_x=0.103 \text{ in}^4 (4.287 \text{ cm}^4)$
	$I_y=0.171 \text{ in}^4 (7.118 \text{ cm}^4)$

MACHINE SERVICES

CTL	670502
Access Hole 7.9mm	670518
Access Hole 11mm	670519
Tap M8	670511

BEAM SELECTION BY LOAD AND LENGTH



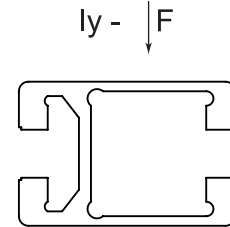
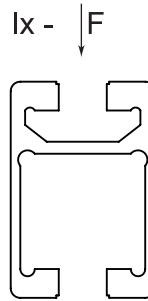

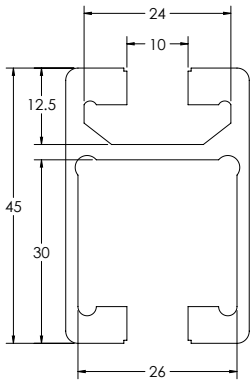
* Charts based on allowable loads related to yield strength with a margin of safety equal to five.

» For deflection equations see page 10

B-Series Extrusions

TS30-45 C CHANNEL

Clear Anodized - 670086



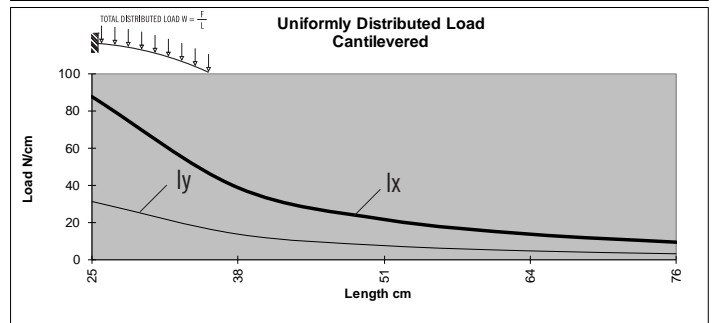
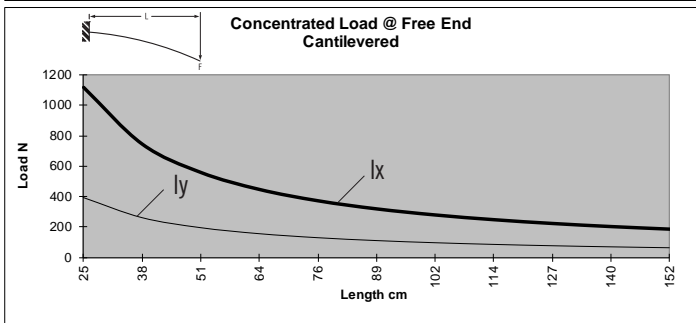
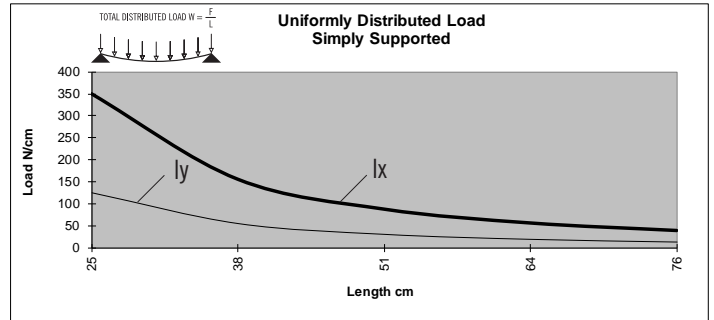
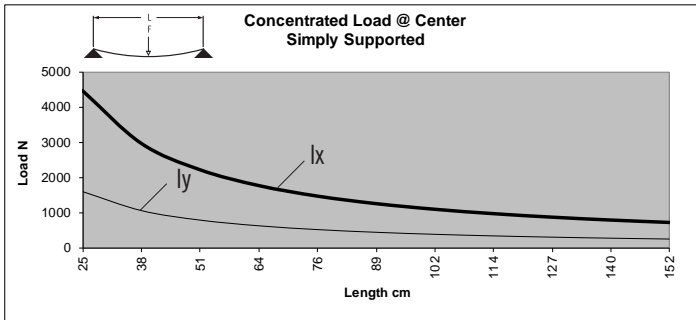
SPECIFICATIONS

Length240" (6 m)
Weight	0.832 lbs/ft (1.238 kg/m)
Estimated Area	0.693 in ² (4.47 cm ²)
Moment of Inertia0255 I _x = in ⁴ (10.610 cm ⁴)
0136 I _y = in ⁴ (5.660 cm ⁴)

MACHINE SERVICES

CTL	670502
Access Hole 7.9mm	670518
Access Hole 11mm	670519

BEAM SELECTION BY LOAD AND LENGTH



* Charts based on allowable loads related to yield strength with a margin of safety equal to five.

» For deflection equations see page 10

CONTENT

03 TLOTS Brackets

Corner Gussets & Connector	268-269
Cover Caps for Gussets	270
3-Way Connector & Caps	271
Corner Connectors	272
Connection Plates & Strips	273-275
Tee Joining Plate	276
Corner Brackets	277-278

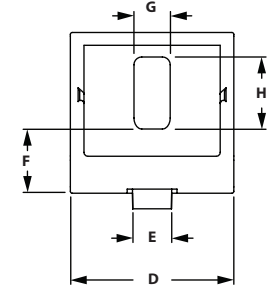
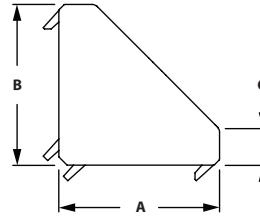
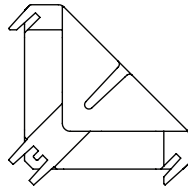
03 BRACKETS B-SERIES

B-Series Brackets

2 HOLE CORNER GUSSETS



◦ Die-cast aluminum



ITEM#	SERIES	EXTRUSION USE	A	B	C	D	E	F	G	H
671211	20	20 mm	18.00mm	18.00mm	3.00mm	18.00mm	6.00mm	7.00mm	5.20mm	7.00mm
671213	30	30 mm	27.00mm	27.00mm	6.00mm	28.00mm	8.00mm	12.50mm	6.40mm	9.50mm
671635*	30	30 mm	27.00mm	27.00mm	6.00mm	28.00mm	8.00mm	12.50mm	6.40mm	9.50mm
671217	45	45 mm	41.00mm	41.00mm	9.50mm	42.00mm	10.00mm	16.50mm	9.00mm	18.50mm
671218*	45	45 mm	41.00mm	41.00mm	9.50mm	42.00mm	10.00mm	16.50mm	9.00mm	18.50mm

* Item has fastening hardware included

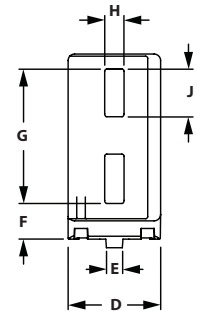
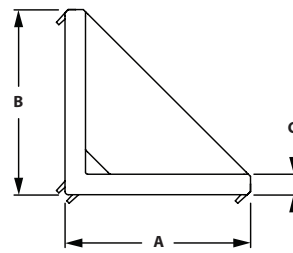
RECOMMENDED FASTENERS

SLOT	QTY	BOLT ITEM#	BOLT	TNUT ITEM#	TNUT
6	2	680748	M4 x 8mm SHCS	671332	Hammer Nut
8	2	651546	M6 x 14mm SHCS	671054	Self Aligning
10	2	671374	M8 x 25mm Hammer Head	671610	Flange Nut

4 HOLE CORNER GUSSET



◦ Die-cast aluminum




ITEM#	SERIES	EXTRUSION USE	A	B	C	D	E	F	G	H	J
671210	20	20 mm	38.00mm	38.00mm	3.00mm	18.00mm	6.00mm	7.00mm	26.50mm	5.2mm	9.00mm
671212	30	30 mm	57.00mm	57.00mm	5.50mm	28.00mm	8.00mm	12.00mm	39.00mm	6.40mm	11.00mm
671214	45	40 mm	76.00mm	76.00mm	8.50mm	38.00mm	10.00mm	12.00mm	56.00mm	9.00mm	20.00mm
671219	45	45 mm	86.00mm	86.00mm	9.50mm	43.00mm	10.00mm	16.50mm	62.50mm	9.00mm	22.00mm

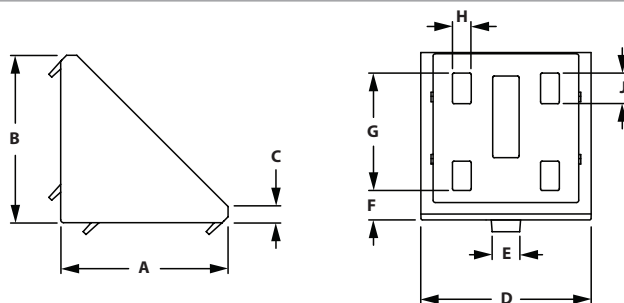
RECOMMENDED FASTENERS

SLOT	QTY	BOLT ITEM#	BOLT	TNUT ITEM#	TNUT
6	4	680748	M4 x 8mm SHCS	671332	Hammer Nut
8	4	651546	M6 x 14mm SHCS	671054	Self Aligning
10	4	651346	M8 x 20mm SHCS	671059	Self Aligning

8 HOLE CORNER GUSSET 60



- Die-cast aluminum
- Can't be used with 6060B 8 slot extrusion




ITEM#	SERIES	EXTRUSION USE	A	B	C	D	E	F	G	H	J
671220	45	60 mm	57.00mm	57.00mm	6.00mm	58.00mm	10.00mm	10.00mm	40.00mm	6.40mm	10.00mm

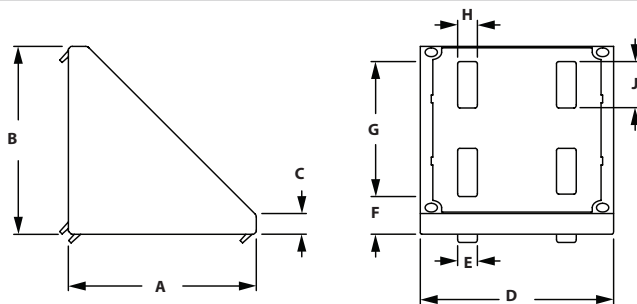
RECOMMENDED FASTENERS

SLOT	QTY	BOLT ITEM#	BOLT	TNUT ITEM#	TNUT
10	8	671374	M8 x 25mm Hammer Head	671610	Flange Nut

8 HOLE CORNER GUSSET 90



- Die-cast aluminum



ITEM#	SERIES	EXTRUSION USE	A	B	C	D	E	F	G	H	J
671222	45	90 mm	86.00mm	86.00mm	10.00mm	88.00mm	10.00mm	17.00mm	61.50mm	9.00mm	21.00mm
671223*	45	90 mm	86.00mm	86.00mm	10.00mm	88.00mm	10.00mm	17.00mm	61.50mm	9.00mm	21.00mm

*Item 671223 has fastening hardware included

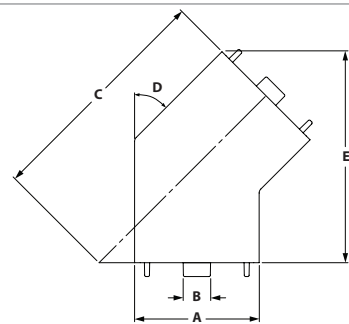
RECOMMENDED FASTENERS

SLOT	QTY	BOLT ITEM#	BOLT	TNUT ITEM#	TNUT
10	8	671374	M8 x 25mm Hammer Head	671610	Flange Nut

2 HOLE 45° CONNECTOR



- Die-cast aluminum



ITEM#	SERIES	EXTRUSION USE	A	B	C	D	E
671640*	45	45 mm	45.00mm	10.00mm	85.30mm	45°	76.20mm

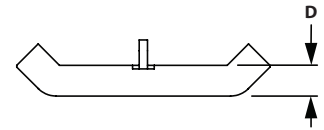
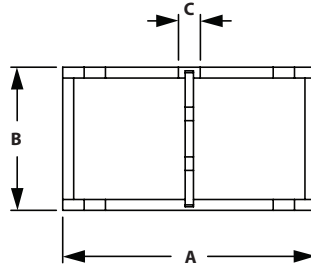
*Hardware Included for Extrusion Slot and Extrusion End Connection

B-Series Brackets

COVER CAPS FOR ALU CONNECTION ANGLES



◦ Black Nylon PA

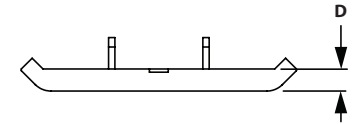
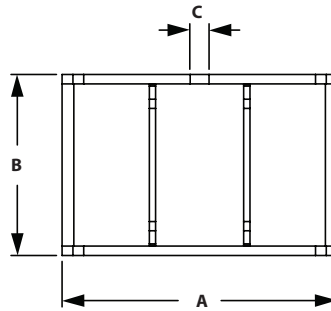


ITEM#	CAP FOR GUSSET	A	B	C	D
671224	671211	28.20mm	17.6mm	5.00mm	5.00mm
671225	671213	45.20mm	27.60mm	6.00mm	6.00mm
671227	671217 & 671218	64.00mm	39.50mm	6.00mm	4.00mm

COVER CAP FOR ALU CONNECTION ANGLE 60



◦ Black Nylon PA

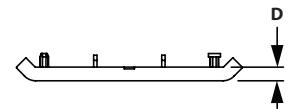
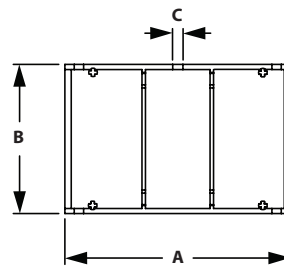


ITEM#	CAP FOR GUSSET	A	B	C	D
671228	671220	87.50mm	57.60mm	6.00mm	7.00mm

COVER CAP FOR ALU CONNECTION ANGLE 90



◦ Black Nylon PA

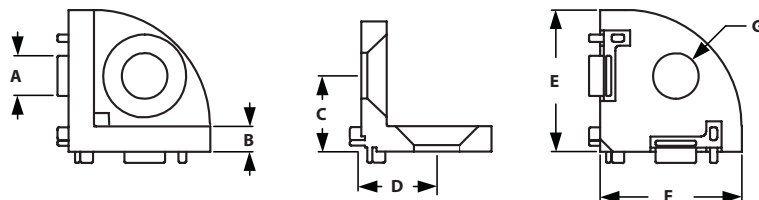


ITEM#	CAP FOR GUSSET	A	B	C	D
671229	671222 & 671223	133.00mm	87.60mm	6.00mm	7.00mm

3-WAY CONNECTION ANGLE 30



◦ Die-cast zinc



ITEM#
671230

SERIES
30

A 8.00mm **B** 5.00mm **C** 15.00mm **D** 15.00mm **E** 28.00mm **F** 28.00mm **G** 9.00mm

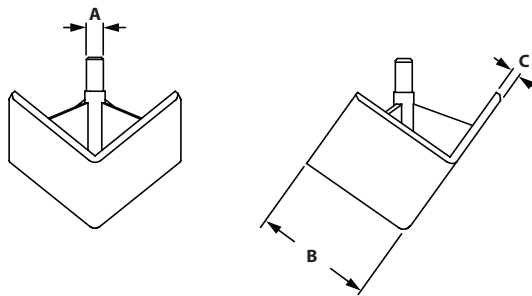
RECOMMENDED FASTENERS

ITEM#	QTY	DESCRIPTION
651518	3	M8 x 20mm FHSCS

COVER CAP FOR 3-WAY CONNECTION ANGLE 30



◦ Black Nylon PA



ITEM#
671231

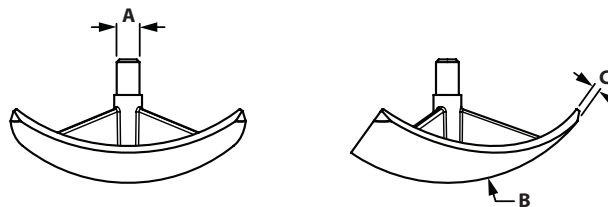
MATERIAL
Black Nylon

A 4.20mm **B** 30.00mm **C** 2.00mm

COVER CAP FOR 3-WAY CONNECTION ANGLE ROUND 30



◦ Black Nylon PA



ITEM#
671232

MATERIAL
Black Nylon

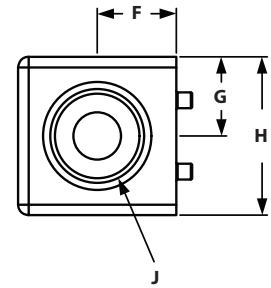
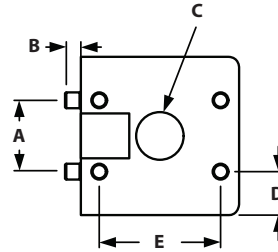
A 4.20mm **B** R25 **C** 1.80mm

B-Series Brackets

2-WAY CORNER CONNECTOR



- Die-cast zinc
- Cover caps & Connecting hardware included
- Profile end tapping is needed



ITEM#	SERIES	A	B	C	D	E	F	G	H	J
671631	30	13.50mm	3.00mm	9.00mm	8.25mm	22.10mm	15.00mm	15.00mm	30.00mm	17.60mm
671632	45	16.00mm	4.00mm	13.00mm	14.50mm	28.50mm	22.50mm	22.50mm	45.00mm	23.70mm

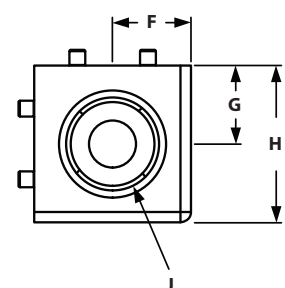
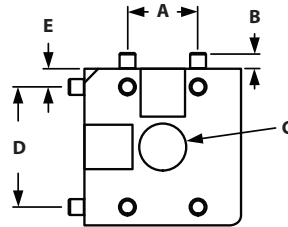
INCLUDED FASTENERS

SERIES	QTY	DESCRIPTION
30	2	S8 x 25mm FHSCS
45	2	S12 x 30mm Torx T50

3-WAY CORNER CONNECTOR



- Die-cast zinc
- Cover caps & Connecting hardware included
- Profile end tapping is needed




ITEM#	SERIES	A	B	C	D	E	F	G	H	J
671633	30	13.50mm	3.00mm	9.00mm	8.25mm	22.10mm	15.00mm	15.00mm	30.00mm	17.60mm
671634	45	16.00mm	4.00mm	13.00mm	14.50mm	28.50mm	22.50mm	22.50mm	45.00mm	23.70mm

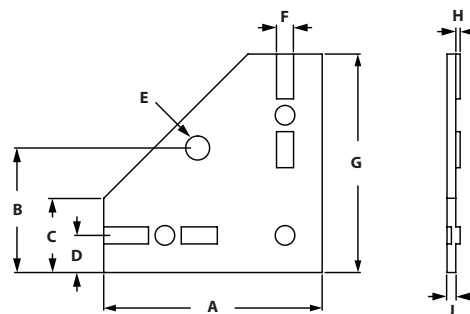
INCLUDED FASTENERS

SERIES	QTY	DESCRIPTION
30	3	S8 x 25mm FHSCS
45	3	S12 x 30mm Torx T50

CONNECTION PLATE



◦ Material: Steel



ITEM#	SERIES	A	B	C	D	E	F	G	H	J
671206	30	100.00mm	57.00mm	34.00mm	17.00mm	11.00mm	8.00mm	100.00mm	2.00mm	4.00mm
671207	45	100.00mm	57.00mm	34.00mm	17.00mm	11.00mm	10.00mm	100.00mm	2.00mm	4.00mm

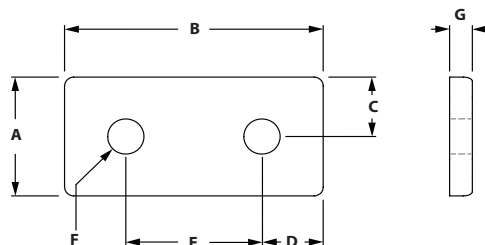
RECOMMENDED FASTENERS

ITEM#	SERIES	QTY	DESCRIPTION
651333 & 671339	30	3	M6 x 12mm BHCS & M6 Hammer Nut
651345 & 671350	45	3	M8 x 16mm BHCS & M8 Hammer Nut

2 HOLE CONNECTION STRIP



◦ Anodized aluminum



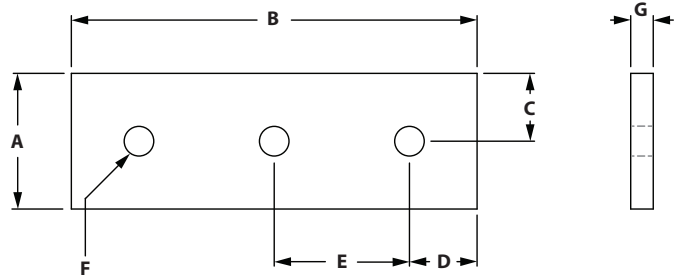
ITEM#	SERIES	EXTRUSION USE	A	B	C	D	E	F	G
671690	30	30 mm	27.00mm	57.00mm	13.50mm	13.50mm	30.00mm	7.00mm	5.00mm
671691	45	45 mm	41.00mm	86.00mm	20.50mm	20.50mm	45.00mm	9.00mm	6.00mm

RECOMMENDED FASTENERS

ITEM#	SERIES	QTY	DESCRIPTION
651333 & 671339	30	2	M6 x 12mm BHCS & M6 Hammer Nut
651581 & 671350	45	2	M8 x 18mm BHCS & M8 Hammer Nut

B-Series Brackets

3 HOLE CONNECTION STRIP

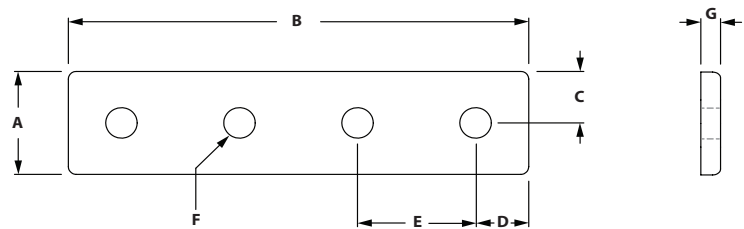


ITEM#	SERIES	EXTRUSION USE	A	B	C	D	E	F	G
699778	45	45 mm	38.10mm	129.00mm	19.05mm	19.50mm	45.00mm	8.33mm	6.35mm

RECOMMENDED FASTENERS

ITEM#	SERIES	QTY	DESCRIPTION
651581 & 671350	45	4	M8 x 18mm BHCS & M8 Hammer Nut

4 HOLE CONNECTION STRIP

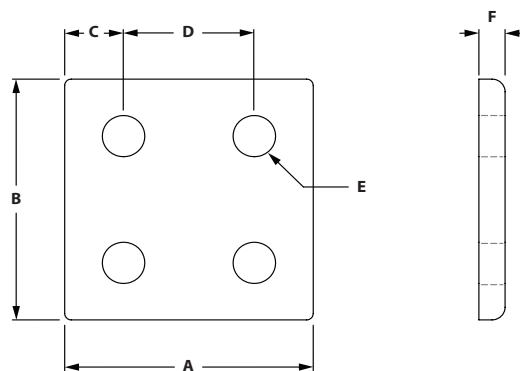


ITEM#	SERIES	EXTRUSION USE	A	B	C	D	E	F	G
671688	30	30 mm	27.00mm	117.00mm	13.50mm	13.50mm	30.00mm	7.00mm	5.00mm
671689	45	45 mm	41.00mm	176.00mm	20.50mm	20.50mm	45.00mm	9.00mm	6.00mm

RECOMMENDED FASTENERS

ITEM#	SERIES	QTY	DESCRIPTION
651333 & 671339	30	4	M6 x 12mm BHCS & M6 Hammer Nut
651581 & 671350	45	4	M8 x 18mm BHCS & M8 Hammer Nut

4 HOLE CONNECTION PLATE

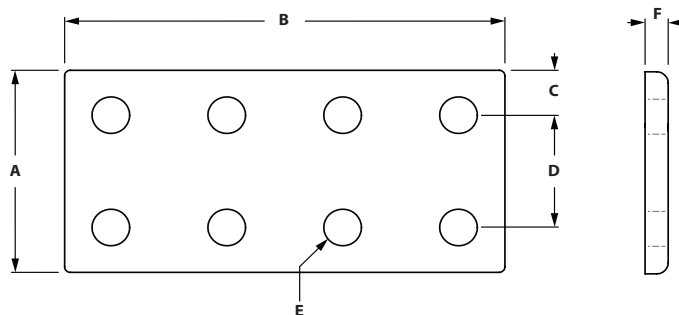


ITEM#	SERIES	EXTRUSION USE	A	B	C	D	E	F
671692	30	30 mm	57.00mm	57.00mm	13.50mm	30.00mm	7.00mm	5.00mm
671693	45	45 mm	86.00mm	86.00mm	20.50mm	45.00mm	9.00mm	6.00mm

RECOMMENDED FASTENERS

ITEM#	SERIES	QTY	DESCRIPTION
651333 & 671339	30	4	M6 x 12mm BHCS & M6 Hammer Nut
651581 & 671350	45	4	M8 x 18mm BHCS & M8 Hammer Nut

8 HOLE CONNECTION PLATE



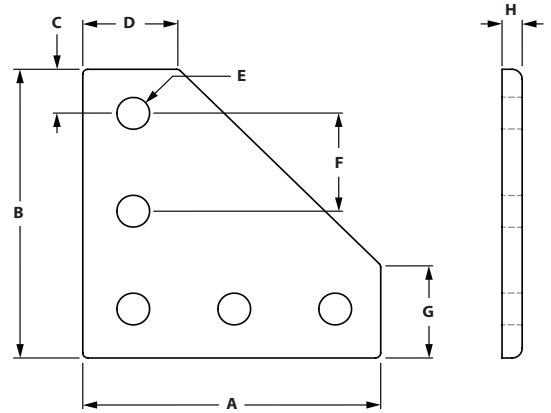
ITEM#	SERIES	EXTRUSION USE	A	B	C	D	E	F
671694	30	30 mm	57.00mm	117.00mm	13.50mm	30.00mm	7.00mm	5.00mm
671695	45	45 mm	86.00mm	176.00mm	20.50mm	45.00mm	9.00mm	6.00mm

RECOMMENDED FASTENERS

ITEM#	SERIES	QTY	DESCRIPTION
651333 & 671339	30	8	M6 x 12mm BHCS & M6 Hammer Nut
651581 & 671350	45	8	M8 x 18mm BHCS & M8 Hammer Nut

B-Series Brackets

5 HOLE 90° JOINING PLATE

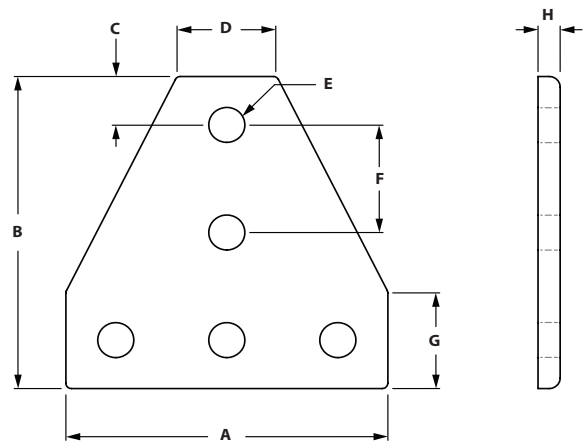


ITEM#	SERIES	EXTRUSION USE	A	B	C	D	E	F	G	H
671696	30	30 mm	88.50mm	88.50mm	14.25mm	27.00mm	7.00mm	30.00mm	27.00mm	5.00mm
671697	45	45 mm	133.00mm	133.00mm	21.50mm	41.00mm	9.00mm	45.00mm	41.00mm	6.00mm

RECOMMENDED FASTENERS

ITEM#	SERIES	QTY	DESCRIPTION
651333 & 671339	30	5	M6 x 12mm BHCS & M6 Hammer Nut
651581 & 671350	45	5	M8 x 18mm BHCS & M8 Hammer Nut

5 HOLE TEE JOINING PLATE

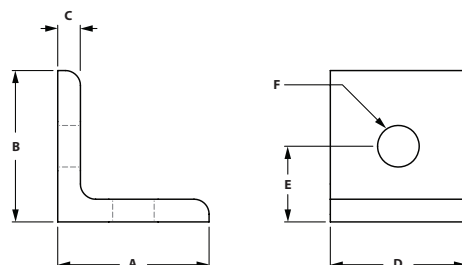



ITEM#	SERIES	EXTRUSION USE	A	B	C	D	E	F	G	H
671700	30	30 mm	87.00mm	87.00mm	13.50mm	27.00mm	7.00mm	30.00mm	27.00mm	5.00mm
671701	45	45 mm	131.00mm	131.00mm	20.50mm	41.00mm	9.00mm	45.00mm	41.00mm	6.00mm

RECOMMENDED FASTENERS

ITEM#	SERIES	QTY	DESCRIPTION
651333 & 671339	30	5	M6 x 12mm BHCS & M6 Hammer Nut
651581 & 671350	45	5	M8 x 18mm BHCS & M8 Hammer Nut

2 Hole Corner Bracket

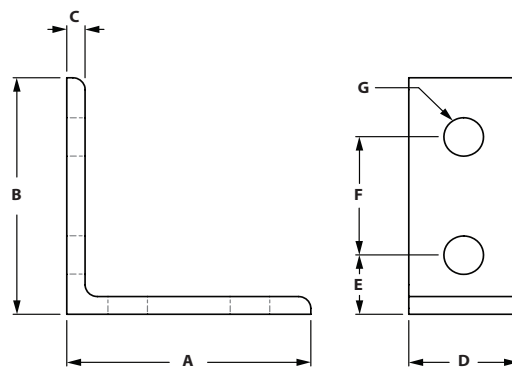


ITEM#	SERIES	EXTRUSION USE	A	B	C	D	E	F
671706	30	30 mm	30.00mm	30.00mm	5.00mm	30.00mm	15.00mm	7.00mm
671707	45	45 mm	45.00mm	45.00mm	6.00mm	41.00mm	22.50mm	9.00mm

RECOMMENDED FASTENERS

ITEM#	SERIES	QTY	DESCRIPTION
651333 & 671339	30	2	M6 x 12mm BHCS & M6 Hammer Nut
651581 & 671350	45	2	M8 x 18mm BHCS & M8 Hammer Nut

4 Hole Vertical Corner Bracket



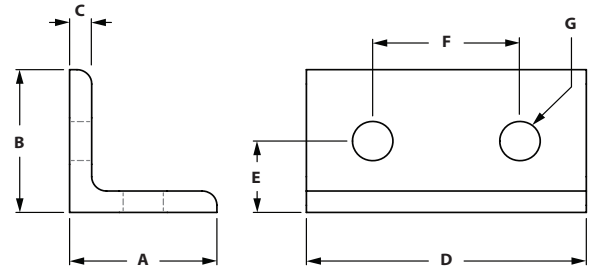
ITEM#	SERIES	EXTRUSION USE	A	B	C	D	E	F	G
671708	30	30 mm	60.00mm	60.00mm	5.00mm	27.00mm	15.00mm	30.00mm	7.00mm
671709	45	45 mm	90.00mm	90.00mm	6.00mm	41.00mm	22.50mm	45.00mm	9.00mm

RECOMMENDED FASTENERS

ITEM#	SERIES	QTY	DESCRIPTION
651333 & 671339	30	4	M6 x 12mm BHCS & M6 Hammer Nut
651581 & 671350	45	4	M8 x 18mm BHCS & M8 Hammer Nut

B-Series Brackets

4 Hole Horizontal Corner Bracket

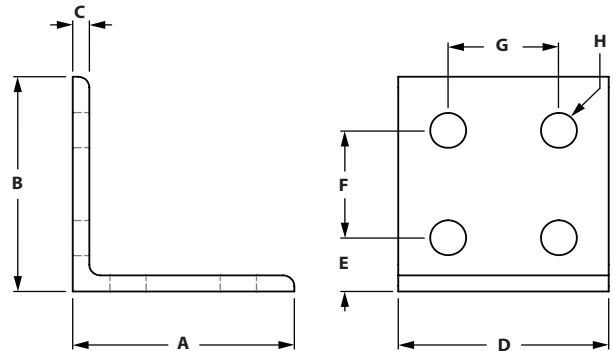


ITEM#	SERIES	EXTRUSION USE	A	B	C	D	E	F	G
671710	30	30 mm	30.00mm	30.00mm	5.00mm	57.00mm	15.00mm	30.00mm	7.00mm
671711	45	45 mm	45.00mm	45.00mm	6.00mm	86.00mm	22.50mm	45.00mm	9.00mm

RECOMMENDED FASTENERS

ITEM#	SERIES	QTY	DESCRIPTION
651333 & 671339	30	4	M6 x 12mm BHCS & M6 Hammer Nut
651581 & 671350	45	4	M8 x 18mm BHCS & M8 Hammer Nut

8 Hole Vertical Corner Bracket



ITEM#	SERIES	EXTRUSION USE	A	B	C	D	E	F	G	H
671712	30	30 mm	60.00mm	60.00mm	5.00mm	57.00mm	15.00mm	30.00mm	30.00mm	7.00mm
671713	45	45 mm	90.00mm	90.00mm	6.00mm	86.00mm	22.50mm	45.00mm	45.00mm	9.00mm

RECOMMENDED FASTENERS

ITEM#	SERIES	QTY	DESCRIPTION
651333 & 671339	30	8	M6 x 12mm BHCS & M6 Hammer Nut
651581 & 671350	45	8	M8 x 18mm BHCS & M8 Hammer Nut

CONTENT

04 Fasteners

Roll In T-nuts	282-283
Standard T-nuts	283
Hammer T-Nuts	284
Screws	285-289
Washers, Hex & Flange Nuts	290
Bolt, Central & Milling Connectors	291-293

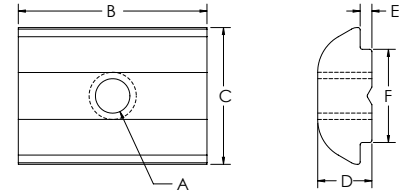
04 FASTENERS B-SERIES

B-Series Fasteners

ROLL IN TNUT



- Self-aligning T-nut
- Reduces assembly time
- Easy to drop in slot

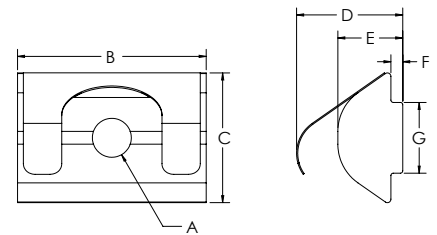


ITEM#	FINISH	SERIES	A	B	C	D	E	F
671068	Zinc Plated Steel	30	M4	16mm	11.6mm	4.6mm	1mm	7.9mm
671069	Zinc Plated Steel	30	M5	16mm	11.6mm	4.6mm	1mm	7.9mm
671070	Zinc Plated Steel	30	M6	16mm	11.6mm	4.6mm	1mm	7.9mm
671071	Zinc Plated Steel	30	M8	16mm	11.6mm	4.6mm	1mm	7.9mm
671064	Zinc Plated Steel	45	M4	19mm	14mm	5.2mm	1.5mm	9.9mm
671065	Zinc Plated Steel	45	M5	19mm	14mm	5.2mm	1.5mm	9.9mm
671066	Zinc Plated Steel	45	M6	19mm	14mm	5.2mm	1.5mm	9.9mm
671067	Zinc Plated Steel	45	M8	19mm	14mm	5.2mm	1.5mm	9.9mm
671317	Zinc Plated Steel	45	10-32	19mm	14mm	5.2mm	1.5mm	9.9mm
671315	Zinc Plated Steel	45	1/4-20	19mm	14mm	5.2mm	1.5mm	9.9mm

ROLL IN TNUT WITH SPRING LEAF



- Self-aligning T-nut
- Reduces assembly time
- Easy to drop in slot
- Spring leaf holds T-nut in vertical

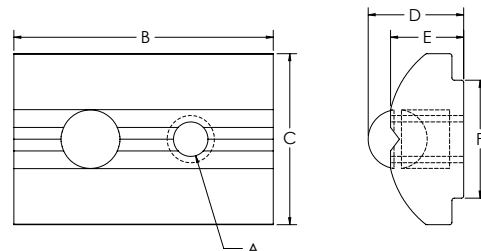


ITEM#	FINISH	SERIES	A	B	C	D	E	F	G
671324	Zinc Plated Steel	30	M4	16mm	11.6mm	9.8mm	4.6mm	1mm	7.9mm
671325	Zinc Plated Steel	30	M5	16mm	11.6mm	9.8mm	4.6mm	1mm	7.9mm
671326	Zinc Plated Steel	30	M6	16mm	11.6mm	9.8mm	4.6mm	1mm	7.9mm
671327	Zinc Plated Steel	30	M8	16mm	11.6mm	9.8mm	4.6mm	1mm	7.9mm

ROLL IN TNUT WITH BALL BEARING



- Self-aligning T-nut
- Reduces assembly time
- Easy to drop in slot
- Ball bearing holds T-nut in vertical

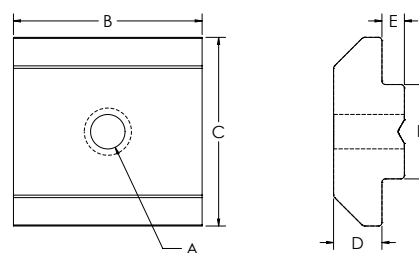


ITEM#	FINISH	SERIES	A	B	C	D	E	F
671060	Zinc Plated Steel	45	M4	22mm	14.5mm	7.1mm	6.2mm	10mm
671061	Zinc Plated Steel	45	M5	22mm	14.5mm	7.1mm	6.2mm	10mm
671062	Zinc Plated Steel	45	M6	22mm	14.5mm	7.1mm	6.2mm	10mm
671063	Zinc Plated Steel	45	M8	22mm	14.5mm	7.1mm	6.2mm	10mm
671307	Stainless Steel	45	M4	22mm	14.5mm	7.1mm	6.2mm	10mm
671308	Stainless Steel	45	M5	22mm	14.5mm	7.1mm	6.2mm	10mm
671309	Stainless Steel	45	M6	22mm	14.5mm	7.1mm	6.2mm	10mm
671310	Stainless Steel	45	M8	22mm	14.5mm	7.1mm	6.2mm	10mm

STANDARD TNUT



- Self-aligning T-nut
- Extrusion end loading



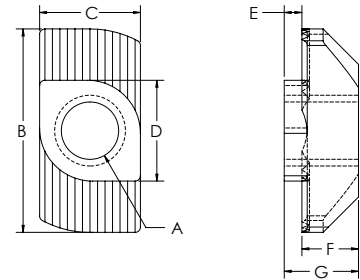
ITEM#	FINISH	SERIES	A	B	C	D	E	F
671052	Zinc Plated Steel	30	M4	16mm	16mm	6mm	1.9mm	8mm
671053	Zinc Plated Steel	30	M5	16mm	16mm	6mm	1.9mm	8mm
671054	Zinc Plated Steel	30	M6	16mm	16mm	6mm	1.9mm	8mm
671055	Zinc Plated Steel	30	M8	16mm	16mm	6mm	1.9mm	8mm
671056	Zinc Plated Steel	45	M4	20mm	19.5mm	10.6mm	5.1mm	9.8mm
671057	Zinc Plated Steel	45	M5	20mm	19.5mm	10.6mm	5.1mm	9.8mm
671058	Zinc Plated Steel	45	M6	20mm	19.5mm	10.6mm	5.1mm	9.8mm
671059	Zinc Plated Steel	45	M8	20mm	19.5mm	10.6mm	5.1mm	9.8mm

B-Series Fasteners

HAMMER TNUTS



- Loads from end or from side
- Ridges that penetrate anodic coat
- Strong connection



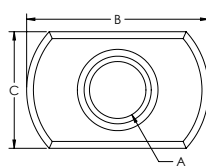
ITEM#	FINISH	SERIES	A	B	C	D	E	F	G
671332	Zinc Plated Steel	20	M4	11.5mm	5.7mm	5.7mm	1mm	3.2mm	4.2mm
671337	Zinc Plated Steel	30	M4	16mm	7.7mm	7.7mm	1.5mm	4.5mm	6mm
671338	Zinc Plated Steel	30	M5	16mm	7.7mm	7.7mm	1.5mm	4.5mm	6mm
671339	Zinc Plated Steel	30	M6	16mm	7.7mm	7.7mm	1.5mm	4.5mm	6mm
671336	Zinc Plated Steel	30	10-32	16mm	7.7mm	7.7mm	1.5mm	4.5mm	6mm
671334	Zinc Plated Steel	30	1/4-20	16mm	7.7mm	7.7mm	1.5mm	4.5mm	6mm
671340	Stainless Steel	30	M6	16mm	7.7mm	7.7mm	1.5mm	4.5mm	6mm
671335	Stainless Steel	30	1/4-20	16mm	7.7mm	7.7mm	1.5mm	4.5mm	6mm
671344	Zinc Plated Steel	45	M4	19mm	9.7mm	9.7mm	3mm	5.8mm	8.8mm
671347	Zinc Plated Steel	45	M5	19mm	9.7mm	9.7mm	3mm	5.8mm	8.8mm
671348	Zinc Plated Steel	45	M6	19mm	9.7mm	9.7mm	3mm	5.8mm	8.8mm
671350	Zinc Plated Steel	45	M8	19mm	9.7mm	9.7mm	3mm	5.8mm	8.8mm
671343	Zinc Plated Steel	45	10-32	19mm	9.7mm	9.7mm	3mm	5.8mm	8.8mm
671341	Zinc Plated Steel	45	1/4-20	19mm	9.7mm	9.7mm	3mm	5.8mm	8.8mm
671345	Steel	45	5/16-18	19mm	9.7mm	9.7mm	3mm	5.8mm	8.8mm
671349	Stainless Steel	45	M6	19mm	9.7mm	9.7mm	3mm	5.8mm	8.8mm
671351	Stainless Steel	45	M8	19mm	9.7mm	9.7mm	3mm	5.8mm	8.8mm
671342	Stainless Steel	45	1/4-20	19mm	9.7mm	9.7mm	3mm	5.8mm	8.8mm
671346	Stainless Steel	45	5/16-18	19mm	9.7mm	9.7mm	3mm	5.8mm	8.8mm

ECONOMY T-NUTS

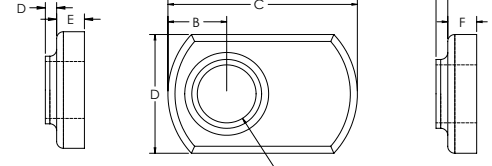


- Economical
- Extrusion end loading

CENTER THREAD



OFFSET THREAD



CENTER THREAD

ITEM#	FINISH	SERIES	A	B	C	D	E
682888	Bright Zinc	20	M5 x .8	16.00mm	9.60mm	0.80mm	2.40mm
651445	Black Zinc	30	M8 x 1.25	20.57mm	12.95mm	1.27mm	3.05mm

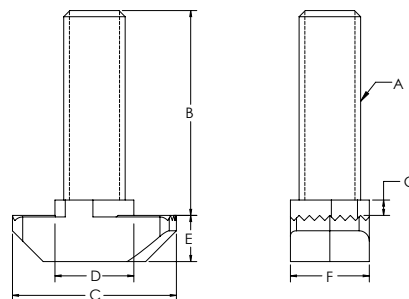
OFFSET THREAD

ITEM#	FINISH	SERIES	A	B	C	D	E	F
651366	Bright Zinc	30	M6 x 1.0	6.35mm	20.57mm	12.95mm	1.27mm	3.05mm
651367	Bright Zinc	30	M8 x 1.25	7.11mm	25.40mm	16.25mm	2.03mm	3.55mm

HAMMER HEAD SCREW



- Loads from end or from side
- Ridges that penetrate anodic coat to make strong connection



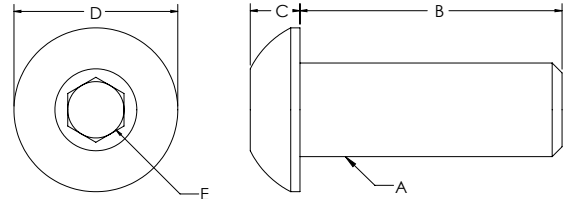
ITEM#	FINISH	SERIES	A	B	C	D	E	F	G
671352	Zinc Plated Steel	30	M6	20mm	16mm	7.7mm	4.5mm	7.7mm	3mm
671354	Zinc Plated Steel	30	M6	25mm	16mm	7.7mm	4.5mm	7.7mm	3mm
671356	Zinc Plated Steel	30	M6	30mm	16mm	7.7mm	4.5mm	7.7mm	3mm
671358	Zinc Plated Steel	30	M6	40mm	16mm	7.7mm	4.5mm	7.7mm	3mm
671360	Zinc Plated Steel	30	M6	60mm	16mm	7.7mm	4.5mm	7.7mm	3mm
671362	Zinc Plated Steel	45	M6	20mm	19mm	9.7mm	5.8mm	9.7mm	3mm
671364	Zinc Plated Steel	45	M6	25mm	19mm	9.7mm	5.8mm	9.7mm	3mm
671366	Zinc Plated Steel	45	M6	30mm	19mm	9.7mm	5.8mm	9.7mm	3mm
671368	Zinc Plated Steel	45	M6	40mm	19mm	9.7mm	5.8mm	9.7mm	3mm
671370	Zinc Plated Steel	45	M6	60mm	19mm	9.7mm	5.8mm	9.7mm	3mm
671372	Zinc Plated Steel	45	M8	20mm	19mm	9.7mm	5.7mm	9.7mm	3mm
671374	Zinc Plated Steel	45	M8	25mm	19mm	9.7mm	5.7mm	9.7mm	3mm
671376	Zinc Plated Steel	45	M8	30mm	19mm	9.7mm	5.7mm	9.7mm	3mm
671378	Zinc Plated Steel	45	M8	40mm	19mm	9.7mm	5.7mm	9.7mm	3mm
671380	Zinc Plated Steel	45	M8	60mm	19mm	9.7mm	5.7mm	9.7mm	3mm
671363	Stainless Steel	45	M6	20mm	19mm	9.7mm	5.8mm	9.7mm	3mm
671365	Stainless Steel	45	M6	25mm	19mm	9.7mm	5.8mm	9.7mm	3mm
671367	Stainless Steel	45	M6	30mm	19mm	9.7mm	5.8mm	9.7mm	3mm
671369	Stainless Steel	45	M6	40mm	19mm	9.7mm	5.8mm	9.7mm	3mm
671371	Stainless Steel	45	M6	60mm	19mm	9.7mm	5.8mm	9.7mm	3mm
671373	Stainless Steel	45	M8	20mm	19mm	9.7mm	5.7mm	9.7mm	3mm
671375	Stainless Steel	45	M8	25mm	19mm	9.7mm	5.7mm	9.7mm	3mm
671377	Stainless Steel	45	M8	30mm	19mm	9.7mm	5.7mm	9.7mm	3mm
671379	Stainless Steel	45	M8	40mm	19mm	9.7mm	5.7mm	9.7mm	3mm
671381	Stainless Steel	45	M8	60mm	19mm	9.7mm	5.7mm	9.7mm	3mm

B-Series Fasteners

BUTTON HEAD SOCKET CAP SCREW



- Grade 8 or stronger
- Alloy steel
- ANSI B18.3 rating

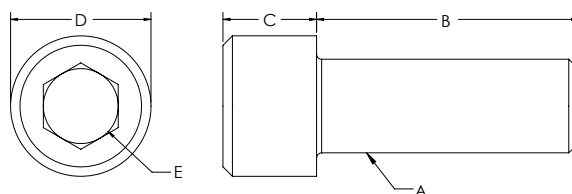


ITEM#	FINISH	A	B	C	D	E
651615	Black Phosphate	M5	8mm	2.75mm	9.50mm	3.44mm
699939	Black Phosphate	M5	10mm	2.75mm	9.50mm	3.44mm
699936	Black Phosphate	M6	10mm	3.15mm	10.35mm	4.58mm
681430	Stainless Steel	M6	10mm	3.15mm	10.35mm	4.58mm
651333	Black Phosphate	M6	12mm	3.15mm	10.35mm	4.58mm
683512	Stainless Steel	M6	12mm	3.15mm	10.35mm	4.58mm
651570	Black Phosphate	M6	14mm	3.15mm	10.35mm	4.58mm
683210	Stainless Steel	M6	14mm	3.15mm	10.35mm	4.58mm
651335	Black Phosphate	M6	16mm	3.15mm	10.35mm	4.58mm
659232	Stainless Steel	M6	16mm	3.15mm	10.35mm	4.58mm
651579	Black Phosphate	M6	18mm	3.15mm	10.35mm	4.58mm
683044	Stainless Steel	M6	18mm	3.15mm	10.35mm	4.58mm
651340	Black Phosphate	M6	20mm	3.15mm	10.35mm	4.58mm
651661	Bright Zinc	M6	20mm	3.15mm	10.35mm	4.58mm
683163	Stainless Steel	M6	20mm	3.15mm	10.35mm	4.58mm
651341	Black Phosphate	M6	25mm	3.15mm	10.35mm	4.58mm
651343	Black Phosphate	M8	12mm	4.25mm	13.75mm	5.72mm
651580	Black Phosphate	M8	14mm	4.25mm	13.75mm	5.72mm
651345	Black Phosphate	M8	16mm	4.25mm	13.75mm	5.72mm
681883	Stainless Steel	M8	16mm	4.25mm	13.75mm	5.72mm
651581	Black Phosphate	M8	18mm	4.25mm	13.75mm	5.72mm
683164	Stainless Steel	M8	18mm	4.25mm	13.75mm	5.72mm
651347	Black Phosphate	M8	20mm	4.25mm	13.75mm	5.72mm
659929	Stainless Steel	M8	20mm	4.25mm	13.375mm	5.72mm
651351	Black Phosphate	M8	25mm	4.25mm	13.75mm	5.72mm

SOCKET HEAD CAP SCREW



- Grade 8 or stronger
- Alloy steel
- ANSI B18.3 rating



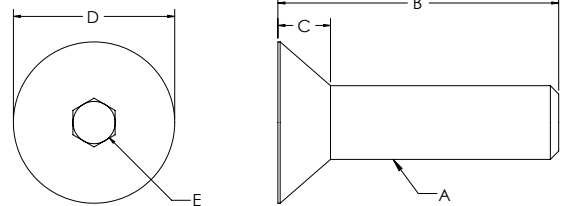
ITEM#	FINISH	A	B	C	D	E
699933	Black Phosphate	M5	16mm	4.91mm	8.33mm	4.58mm
699932	Black Phosphate	M6	10mm	5.85mm	10.00mm	5.72mm
651332	Black Phosphate	M6	12mm	5.85mm	10.00mm	5.72mm
651546	Black Phosphate	M6	14mm	5.85mm	10.00mm	5.72mm
658467	Stainless Steel	M6	14mm	5.85mm	10.00mm	5.72mm
651334	Black Phosphate	M6	16mm	5.85mm	10.00mm	5.72mm
680015	Stainless Steel	M6	16mm	5.85mm	10.00mm	5.72mm
651573	Black Phosphate	M6	18mm	5.85mm	10.00mm	5.72mm
683159	Stainless Steel	M6	18mm	5.85mm	10.00mm	5.72mm
651337	Black Phosphate	M6	20mm	5.85mm	10.00mm	5.72mm
683162	Stainless Steel	M6	20mm	5.85mm	10.00mm	5.72mm
651338	Black Phosphate	M6	25mm	5.85mm	10.00mm	5.72mm
658592	Black Phosphate	M6	35mm	5.85mm	10.00mm	5.72mm
651342	Black Phosphate	M8	12mm	7.82mm	13.10mm	6.86mm
651575	Black Phosphate	M8	14mm	7.82mm	13.10mm	6.86mm
651344	Black Phosphate	M8	16mm	7.82mm	13.10mm	6.86mm
683160	Stainless Steel	M8	16mm	7.82mm	13.10mm	6.86mm
651577	Black Phosphate	M8	18mm	7.82mm	13.10mm	6.86mm
683161	Stainless Steel	M8	18mm	7.82mm	13.10mm	6.86mm
651346	Black Phosphate	M8	20mm	7.82mm	13.10mm	6.86mm
681379	Stainless Steel	M8	20mm	7.82mm	13.10mm	6.86mm
651350	Black Phosphate	M8	25mm	7.82mm	13.10mm	6.86mm
651616	Black Phosphate	M8	30mm	7.82mm	13.10mm	6.86mm
651354	Bright Zinc	M8	30mm	7.82mm	13.10mm	6.86mm
682660	Black Phosphate	M8	35mm	7.82mm	13.10mm	6.86mm
651542	Black Phosphate	M8	40mm	7.82mm	13.10mm	6.86mm
651562	Black Phosphate	M8	45mm	7.82mm	13.10mm	6.86mm
651553	Black Phosphate	M8	50mm	7.82mm	13.10mm	6.86mm
651563	Black Phosphate	M8	60mm	7.82mm	13.10mm	6.86mm
651564	Black Phosphate	M8	80mm	7.82mm	13.10mm	6.86mm
651552	Black Phosphate	M8	90mm	7.82mm	13.10mm	6.00mm
651541	Black Phosphate	M10	40mm	9.82mm	13.10mm	8.10mm

B-Series Fasteners

FLATHEAD SOCKET CAP SCREW



- Grade 8 or stronger
- Alloy steel
- ANSI B18.3 rating

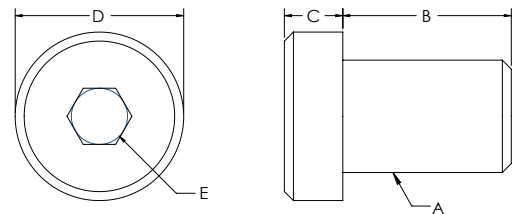


ITEM#	FINISH	A	B	C	D	E
651680	Black Phosphate	M4	8mm	2.20mm	8.00mm	2.5mm
651582	Black Phosphate	M5	20mm	3.00mm	9.70mm	3mm
651515	Black Phosphate	M6	12mm	3.72mm	11.78mm	4mm
651571	Black Phosphate	M6	14mm	3.72mm	11.78mm	4mm
651516	Black Phosphate	M6	16mm	3.72mm	11.78mm	4mm
651572	Black Phosphate	M6	18mm	3.72mm	11.78mm	4mm
651549	Black Phosphate	M6	20mm	3.72mm	11.78mm	4mm
651578	Black Phosphate	M8	12mm	4.96mm	15.66mm	5mm
651574	Black Phosphate	M8	14mm	4.96mm	15.66mm	5mm
651517	Black Phosphate	M8	16mm	4.96mm	15.66mm	5mm
651576	Black Phosphate	M8	18mm	4.96mm	15.85mm	5mm
651518	Bright Zinc	M8	20mm	4.96mm	15.85mm	5mm

LOWHEAD SOCKET CAP SCREW




- Grade 8 or stronger
- Alloy steel
- ANSI B18.3 rating

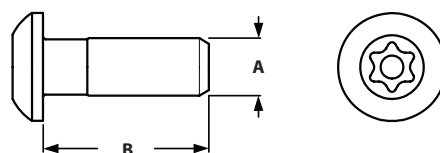


ITEM#	FINISH	A	B	C	D	E
683074	Stainless Steel	M8	25.00mm	5.00mm	13.00mm	5mm
682961	Black Phosphate	M8	30.00mm	4.93mm	12.90mm	5mm

SELF TAPPING SCREW




- No thread cutter necessary
- Special form of head of the screw and self tapping thread
- Connects two profiles, access machining required for tightening
- See page 464 for machining

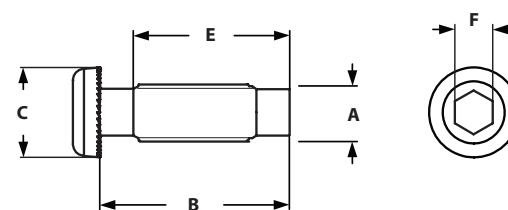


ITEM#	FINISH	SERIES	SOCKET	A	B
671114	Zinc Plated Steel	30/45	Torque	S8	25mm
671115	Zinc Plated Steel	145	Torque	S12	30mm

SELF TAPPING SCREW



- No thread cutter necessary
- Special form of head of the screw and self tapping thread
- Connects two profiles, access machining required for tightening
- See page 464 for machining

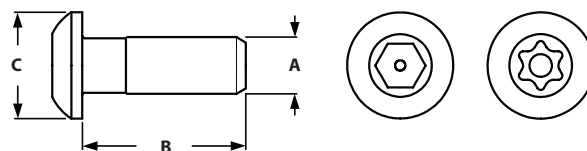


ITEM#	FINISH	SERIES	SOCKET	A	B	C	E	F
671646	Zinc Plated Steel	45	Hexagon	S12	40mm	19mm	26mm	8mm

CONNECTION SCREW



- Connects two profiles, access required for tightening
- See page 464 for machining



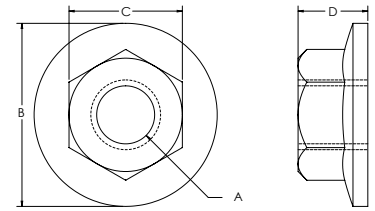
ITEM#	FINISH	SERIES	SOCKET	A	B	C
671112	Zinc Plated Steel	45	Hexagon	M12	30mm	19mm
671113	Zinc Plated Steel	45	Torque	M12	30mm	19mm

B-Series Fasteners

FLANGED NUT

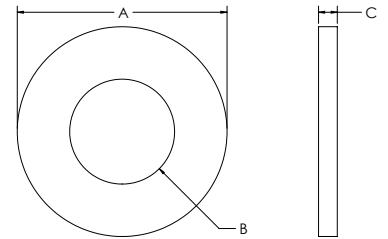


◦ To be used in conjunction with hammer head screw



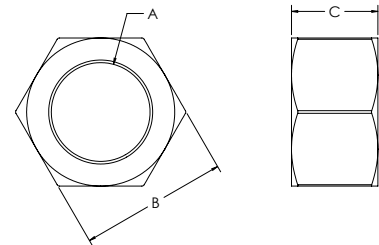
ITEM#	FINISH	A	B	C	D
671682	Zinc Plated Steel	M6	14mm	10mm	6mm
671610	Zinc Plated Steel	M8	21mm	13mm	8mm

WASHERS



ITEM#	FINISH	TYPE	A	B	C
651550	Bright Zinc	M5	10.00mm	5.20mm	1.00mm
651388	Bright Zinc	M6	11.80mm	6.50mm	1.60mm
651387	Black Zinc	M8	15.70mm	8.50mm	1.75mm
681813	Bright Zinc	M10	19.75mm	10.60mm	2.00mm

HEX NUTS

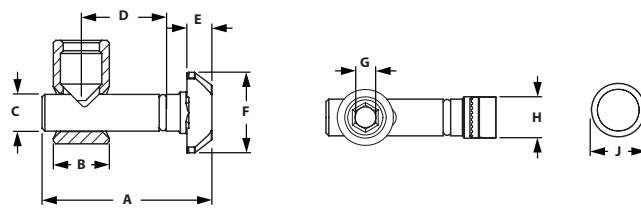


ITEM#	FINISH	A	B	C
651352	Black Zinc	M6	9.80mm	4.80mm
651353	Black Zinc	M8	12.80mm	6.30mm
680597	Bright Zinc	M12	18.80mm	9.80mm

CENTRAL CONNECTORS

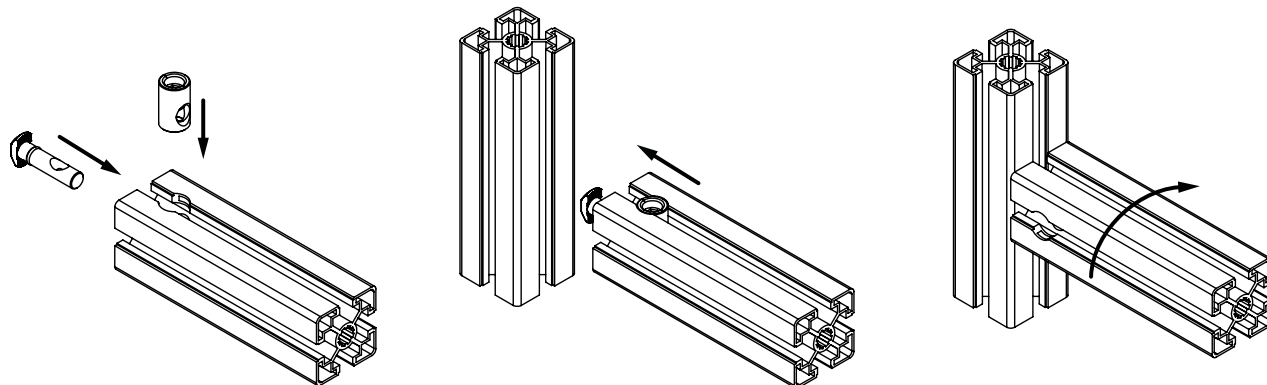


- Connect aluminum profiles at right angles
- Through hole must be drilled on one of the profiles to provide access to tightening screw
- See page 470 for machining

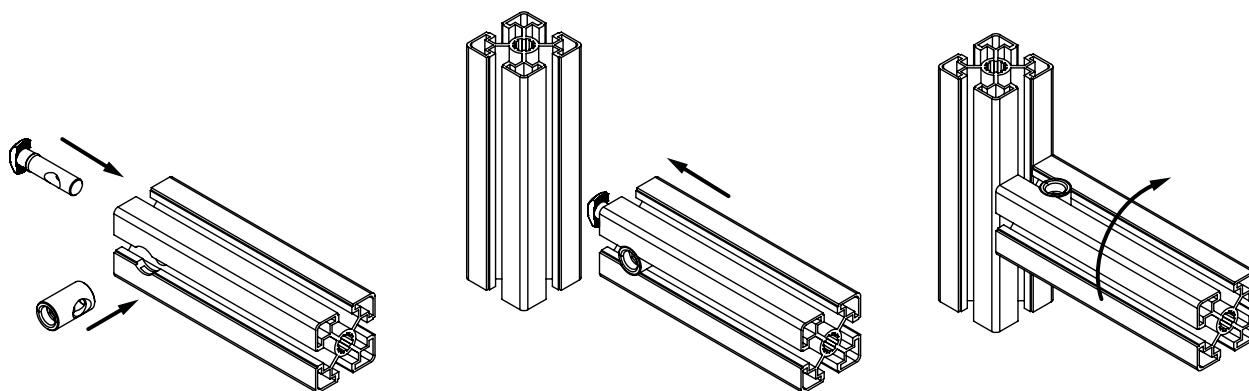


ITEM#	FINISH	SERIES	DEGREE	A	B	C	D	E	F	G	H	J
659893	Zinc Plated Steel	30	0°	33 mm	11 mm	7.1 mm	18 mm	4.8 mm	15.5 mm	4 mm	8 mm	11 mm
682994	Zinc Plated Steel	30	90°	33 mm	11 mm	7.1 mm	18 mm	4.8 mm	15.5 mm	4 mm	8 mm	11 mm
659730	Zinc Plated Steel	45	0°	45.5 mm	17 mm	9.8 mm	22.5 mm	5.5 mm	19.6 mm	6 mm	10 mm	17 mm
659669	Zinc Plated Steel	45	90°	45.5 mm	17 mm	9.8 mm	22.5 mm	5.5 mm	19.6 mm	6 mm	10 mm	17 mm

0° CENTRAL CONNECTOR



90° CENTRAL CONNECTOR

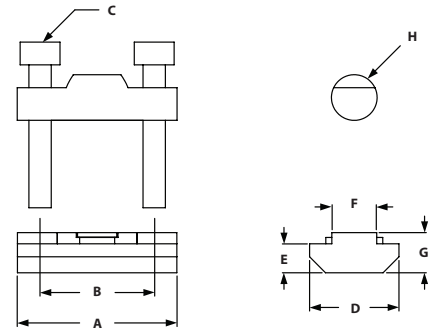


B-Series Fasteners

BOLT CONNECTOR



- Connect aluminum profiles at right angles
- A 8mm thru hole must be drilled
- See page 470 for machining

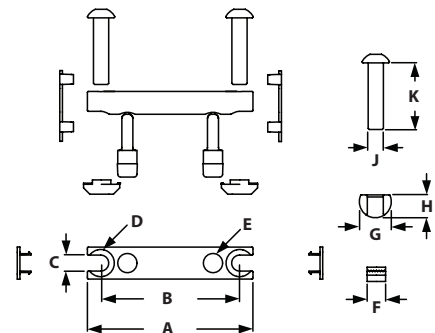


ITEM#	FINISH	SERIES	A	B	C-BOLT	D	E	F	G	H
671600	Zinc Plated Steel	30	28mm	20mm	M4 x 25mm SHCS	15.7mm	5mm	7.8mm	6.7mm	8mm

BOLT CONNECTOR WITH CAP



- Connect aluminum profiles at right angles
- 8mm or 17mm thru hole must be drilled
- See page 470 for machining

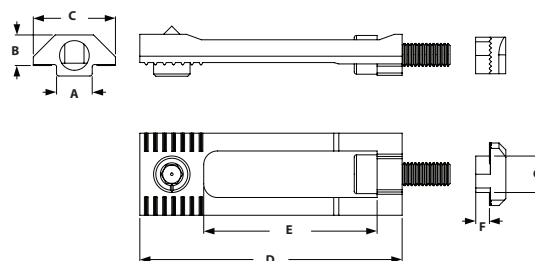


ITEM#	FINISH	SERIES	A	B	C	D	E	F	G	H	J	K
671602	Zinc Plated Steel	45	42mm	27.5mm	8.4mm	14.3mm	8.1mm	10mm	16.8mm	12mm	M8	35mm
671605	Zinc Plated Steel	45	87mm	73mm	8.4mm	14.3mm	8.1mm	10mm	16.8mm	12mm	M9	35mm

MILLING CONNECTOR



- For fast connection of two tslot profiles, zinc plated
- Requires no machining



ITEM#	FINISH	SERIES	A	B	C	D	E	F	G
671606	Zinc Plated Steel	30	16mm	6.3mm	8mm	57.5mm	38mm	1.5mm	8mm
671607	Zinc Plated Steel	45	19.5mm	5.5mm	10mm	59mm	38mm	3mm	10mm

CONTENT

05 TSLOTS Hardware

Swivel Feet Base & Rods	296
Adjustable Leveling Foot	297
Hinges	297-299
Handles	299-300
Magnetic Catch & Door Catches	301-303
Binding Blocks	303-304
Rollers & Plate Connector	305
Pivot & Turning Angles	306-307
Base Plates	308
End Caps & Covers	309
Tool Hanger & Cup Holder	310
Profile Connectors	311-312
Floor Brackets & Mounts	313-315
Pivot Joints	316-320
Footplates	321

05 HARDWARE B-SERIES

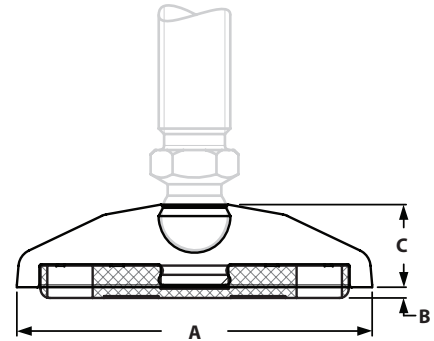
TSLOTS Hardware

BASE FOR SWIVEL FEET WITH ANTI-SLIP



◦ A swiveling leveling foot for stable positioning on uneven floors

◦ Fiberglass reinforced nylon or stainless steel



ITEM#	MATERIAL	A	B	C	LOAD CAPACITY
671386	Nylon	29mm	2mm	18mm	500 lbs
671384	Stainless Steel	29mm	2mm	18mm	2000 lbs
671392	Nylon	39mm	2mm	18mm	900 lbs
671390	Stainless Steel	39mm	2mm	18mm	3000 lbs
671398	Nylon	44mm	2mm	18mm	900 lbs
671396	Stainless Steel	44mm	2mm	18mm	3000 lbs
671410	Nylon	59mm	2mm	18mm	900 lbs
671408	Stainless Steel	59mm	2mm	18mm	3500 lbs
671425	Nylon	79mm	2mm	18mm	900 lbs
671418	Stainless Steel	79mm	2mm	18mm	3500 lbs

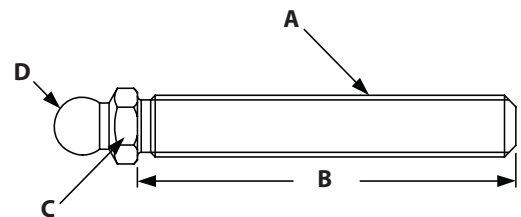
THREADED ROD FOR SWIVEL FEET



◦ Threaded Rod for swiveling feet

◦ Zinc plated steel

◦ Swiveling range 20°

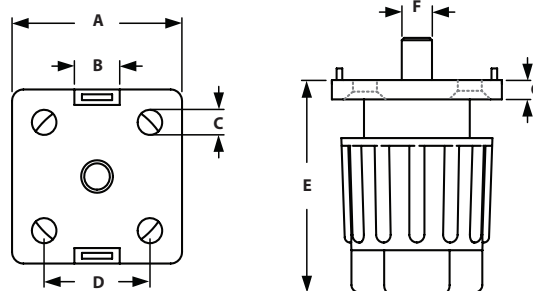


ITEM#	MATERIAL	A	B	C	D	LOAD CAPACITY
671461	Steel	M8	40mm	14mm	15mm	350 lbs
671475	Steel	M12	45mm	14mm	15mm	770 lbs
671479	Steel	M12	100mm	14mm	15mm	770 lbs
671493	Steel	M16	66mm	17mm	15mm	1450 lbs
671495	Steel	M16	100mm	17mm	15mm	1450 lbs
671499	Steel	M16	150mm	17mm	15mm	1450 lbs

ADJUSTABLE LEVELING FOOT



- Easy height adjustable leveling foot fastening to aluminum profiles
- Housing: Fiberglass reinforced nylon
- Mechanism: Zinc plated steel

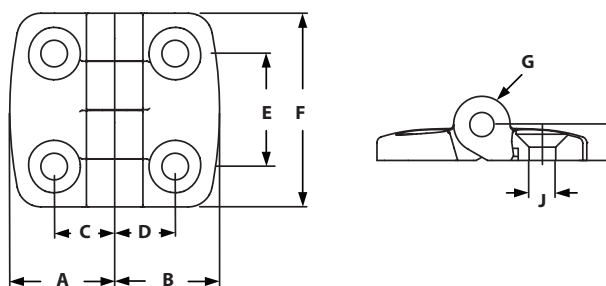


ITEM#	A	B-SLOT	C	D	E	F-THREAD	G	LOAD CAPACITY
671596	30mm	8	4.3mm	20.5mm	35-50mm	M8	5mm	330 lbs
671597	40mm	10	6.5mm	28mm	45-65mm	M8	5mm	332 lbs
671598	45mm	10	6.3mm	28mm	45-65mm	M8	5mm	335 lbs
671599	50mm	10	6.3mm	28mm	45-65mm	M8	5mm	337 lbs

PLASTIC COMBI HINGES



- Hinges to panels or extrusion



ITEM#	SERIES	DESCRIPTION	A	B	C	D	E	F	G	H	J
671247	30	30/30	29.5mm	29.5mm	17.5mm	17.5mm	28mm	48mm	14mm	9mm	6.6mm
671250	30	30/40	29.5mm	38.5mm	17.5mm	22.5mm	28mm	48mm	14mm	9mm	6.6mm
671253	30	30/45	29.5mm	43.5mm	17.5mm	25mm	28mm	48mm	14mm	9mm	6.6mm
671256	30	30/50	29.5mm	48.5mm	17.5mm	27.5mm	28mm	48mm	14mm	9mm	6.6mm
671259	30	30/60	29.5mm	57.5mm	17.5mm	32.5mm	28mm	48mm	14mm	9mm	6.6mm
671274	45	45/45	43.5mm	43.5mm	25mm	25mm	28mm	48mm	14mm	9mm	6.6mm
671277	45	45/50	43.5mm	48.5mm	25mm	27.5mm	28mm	48mm	14mm	9mm	6.6mm
671280	45	45/60	43.5mm	57.5mm	25mm	32.5mm	28mm	48mm	14mm	9mm	6.6mm
671289	60	60/60	57.5mm	57.5mm	32.5mm	32.5mm	28mm	48mm	14mm	9mm	6.6mm

RECOMMENDED FASTENERS (TO EXTRUSION SLOT)

ITEM#	SERIES	QTY	DESCRIPTION
651571 & 671339	30	4	M6 x 14mm FHSCS & M6 Hammer Nut
651572 & 671348	45	4	M6 x 18mm FHSCS & M6 Hammer Nut

RECOMMENDED FASTENERS (TO PANEL)

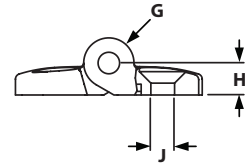
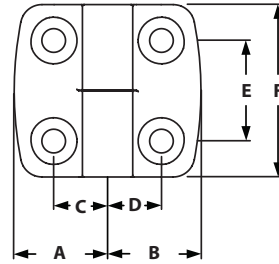
ITEM#	SERIES	QTY	BOLT	HEX NUT	WASHER
651516, 651388, 651352	30/45	4	M6 x 20mm FHSCS	Yes	Yes

TSLOTS Hardware

PLASTIC COMBI LIFT OFF HINGES



◦ Connects to panels or extrusion



ITEM#	SERIES	DESCRIPTION	LIFT OFF	A	B	C	D	E	F	G	H	J
671248	30	30/30	Left Hand	29.5mm	29.5mm	17.5mm	17.5mm	28mm	48mm	14mm	9mm	6.6mm
671251	30	30/40	Left Hand	29.5mm	38.5mm	17.5mm	22.5mm	28mm	48mm	14mm	9mm	6.6mm
671254	30	30/45	Left Hand	29.5mm	43.5mm	17.5mm	25mm	28mm	48mm	14mm	9mm	6.6mm
671257	30	30/50	Left Hand	29.5mm	48.5mm	17.5mm	27.5mm	28mm	48mm	14mm	9mm	6.6mm
671260	30	30/60	Left Hand	29.5mm	57.5mm	17.5mm	32.5mm	28mm	48mm	14mm	9mm	6.6mm
671249	30	30/30	Right Hand	29.5mm	29.5mm	17.5mm	17.5mm	28mm	48mm	14mm	9mm	6.6mm
671252	30	30/40	Right Hand	29.5mm	38.5mm	17.5mm	22.5mm	28mm	48mm	14mm	9mm	6.6mm
671255	30	30/45	Right Hand	29.5mm	43.5mm	17.5mm	25mm	28mm	48mm	14mm	9mm	6.6mm
671258	30	30/50	Right Hand	29.5mm	48.5mm	17.5mm	27.5mm	28mm	48mm	14mm	9mm	6.6mm
671261	30	30/60	Right Hand	29.5mm	57.5mm	17.5mm	32.5mm	28mm	48mm	14mm	9mm	6.6mm
671275	45	45/45	Left Hand	43.5mm	43.5mm	25mm	25mm	28mm	48mm	14mm	9mm	6.6mm
671278	45	45/50	Left Hand	43.5mm	48.5mm	25mm	27.5mm	28mm	48mm	14mm	9mm	6.6mm
671281	45	45/60	Left Hand	43.5mm	57.5mm	25mm	32.5mm	28mm	48mm	14mm	9mm	6.6mm
671276	45	45/45	Right Hand	43.5mm	43.5mm	25mm	25mm	28mm	48mm	14mm	9mm	6.6mm
671279	45	45/50	Right Hand	43.5mm	48.5mm	25mm	27.5mm	28mm	48mm	14mm	9mm	6.6mm
671282	45	45/60	Right Hand	43.5mm	57.5mm	25mm	32.5mm	28mm	48mm	14mm	9mm	6.6mm

RECOMMENDED FASTENERS (TO EXTRUSION SLOT)

ITEM#	SERIES	QTY	DESCRIPTION
651515 & 671339	30	4	M6 x 12mm FHSCS & M6 Hammer Nut
651515 & 671348	45	4	M6 x 12mm FHSCS & M6 Hammer Nut

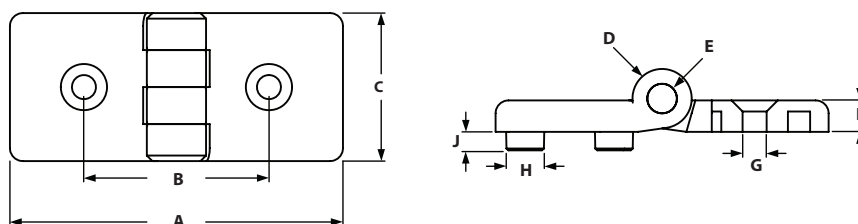
RECOMMENDED FASTENERS (TO PANEL)

ITEM#	SERIES	QTY	BOLT	HEX NUT	WASHER
651516, 651388, 651352	30/45	4	M6 x 20mm FHSCS	Yes	Yes

HEAVY DUTY PLASTIC HINGE



- Connects to panels or extrusion
- Each plate has two holes to fit locating pins




ITEM#	SERIES	A	B	C	D	E	F	G	H-SLOT	J
671050	45	90mm	50mm	40mm	16mm	8mm	9mm	6.5mm	10	5mm

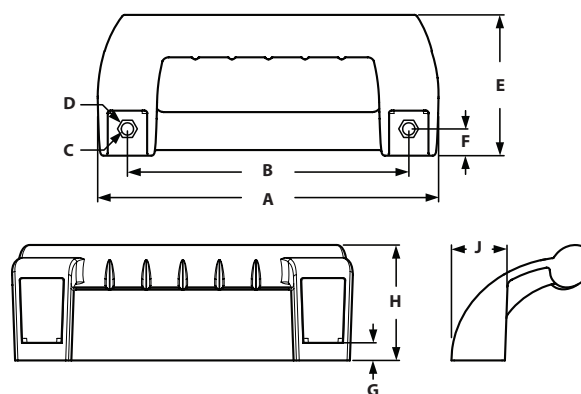
RECOMMENDED FASTENERS

ITEM#	SERIES	QTY	DESCRIPTION
651549 & 671348	45	2	M6 x 20mm FHSCS & M6 Hammer Nut

MACHINE HANDLE



- Large machine handle with ergonomic design and finger protection
- Mounts on doors, flaps, and extrusion
- Cover caps are included



ITEM#	SERIES	A	B	C	D	E	F	G	H	J
671017	45	240mm	200mm	8.7mm	15.5mm	100mm	19mm	12.5mm	82mm	38mm

RECOMMENDED FASTENERS

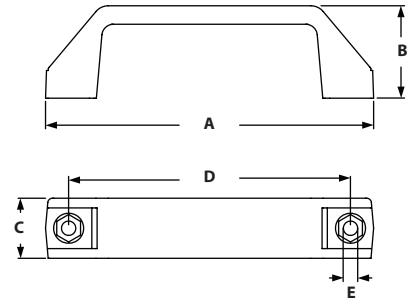
ITEM#	SERIES	QTY	DESCRIPTION
651344	45	2	M8 x 16mm SHCS
671350	45	2	M8 Hammer Nut

TSLOTS Hardware

BRIDGE HANDLE



◦ Mounts on doors, flaps, and extrusion



ITEM#	SERIES	A	B	C	D	E
671015	30/45	142mm	40mm	26mm	122mm	6.2mm
671016	30/45	170mm	52mm	28mm	152mm	6.2mm

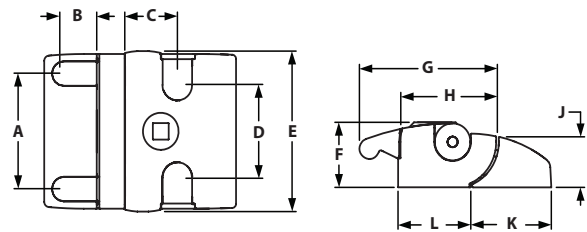
RECOMMENDED FASTENERS

ITEM#	SERIES	HANDLE	QTY	DESCRIPTION
651546 & 671339	30	671015 & 671016	2	M6 x 14mm SHCS & M6 Hammer Nut
651334 & 671348	45	671015	2	M6 x 16mm SHCS & M6 Hammer Nut
651573 & 671348	45	671016	2	M6 x 18mm SHCS & M6 Hammer Nut

SLAM LATCH



◦ Surface: Black powder coat
 ◦ Material: Die-cast zinc
 ◦ Ideal for cabinets and guarding



ITEM#	LOCK	A	B	C	D	E	F	G	H	J	K	L
671072	Universal	56mm	16.9mm	26.4mm	45mm	75mm	31.5mm	69mm	47.9mm	24.4mm	40mm	36.5mm
671073	Unique	56mm	16.9mm	26.4mm	45mm	75mm	31.5mm	69mm	47.9mm	24.4mm	40mm	36.5mm
671074	Without	56mm	16.9mm	26.4mm	45mm	75mm	31.5mm	69mm	47.9mm	24.4mm	40mm	36.5mm

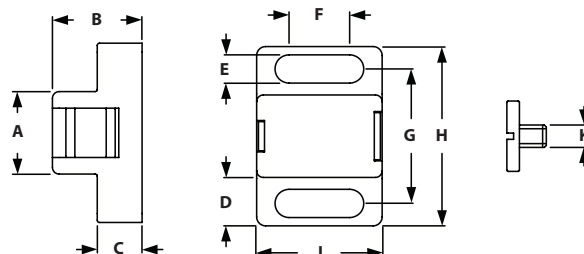
RECOMMENDED FASTENERS

ITEM#	SERIES	QTY	DESCRIPTION
651546	45	4	M6 x 14mm SHCS
671348	45	4	M6 Hammer Nut

MAGNETIC CATCH



- A quick locking device for doors, adaptable to the thickness of the panel units
- Fiberglass reinforced nylon




ITEM#	SERIES	A	B	C	D	E	F	G	H	J	K
671031	30/45	19mm	20mm	10mm	10.5mm	6.3mm	13.5mm	30mm	40mm	28mm	M5

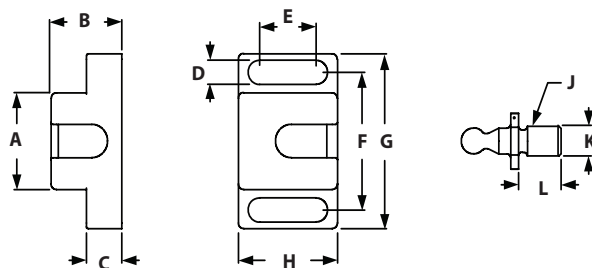
RECOMMENDED FASTENERS

ITEM#	SERIES	QTY	DESCRIPTION
651335 & 671339	30	2	M6 x 16mm BHSCS & M6 Hammer Nut
651579 & 671348	45	2	M6 x 18mm BHSCS & M6 Hammer Nut

BALL CATCH



- A quick locking device for doors, adaptable to the thickness of the panel units
- Fiberglass reinforced nylon



ITEM#	SERIES	A	B	C	D	E	F	G	H	J	K	L
671032	30/45	26mm	20mm	10mm	6.5mm	16mm	37mm	47mm	28mm	M8	M8	12mm

RECOMMENDED FASTENERS

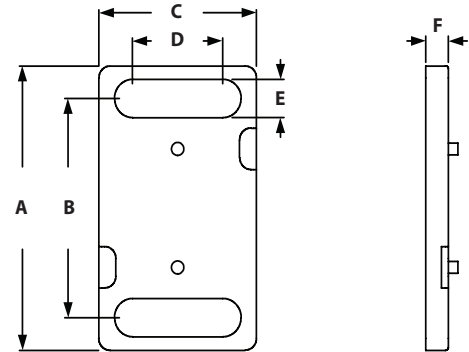
ITEM#	SERIES	QTY	DESCRIPTION
651335 & 671339	30	2	M6 x 16mm BHSCS & M6 Hammer Nut
651579 & 671348	45	2	M6 x 18mm BHSCS & M6 Hammer Nut

TSLOTS Hardware

SPACER FOR BALL CATCH



◦ To increase the distance to the extrusion profile from the Ball Catch



ITEM#	MATERIAL	A	B	C	D	E	F
671086	Black Nylon	48mm	37mm	28mm	16mm	6.5mm	4mm

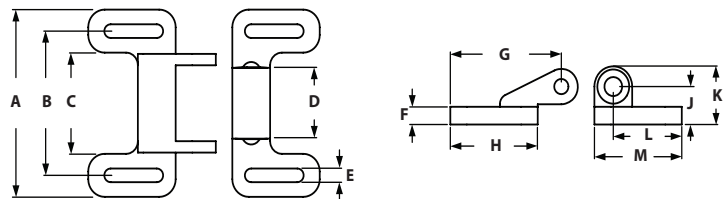
RECOMMENDED FASTENERS

ITEM#	SERIES	QTY	DESCRIPTION
651340 & 671339	30/45	2	M6 x 20mm BHSCS & M6 Hammer Nut

DOUBLE BALL CATCH



◦ A quick locking device for doors and flaps with and without border
 ◦ Fiberglass reinforced nylon



ITEM#	SERIES	A	B	C	D	E	F	G	H	J	K	L	M
671075	30/45	74mm	57mm	40mm	28mm	5.4mm	7mm	47mm	37mm	15mm	23mm	29mm	37mm

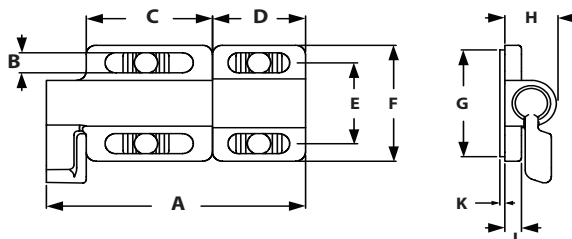
RECOMMENDED FASTENERS

ITEM#	SERIES	QTY	DESCRIPTION
699938 & 671338	30	4	M5 x 14mm BHSCS & M5 Hammer Nut
699937 & 671347	45	4	M5 x 16mm BHSCS & M5 Hammer Nut

DOOR LATCH



- For easy closing of doors and flaps, with spring-loaded clamp
- Including separate slot fixation strips
- Die-cast zinc



ITEM#	SERIES	A	B	C	D	E	F	G	H	J	K
671033	30/45	78mm	6.6mm	38mm	28mm	26.5mm	38mm	35mm	16mm	5mm	1.5mm

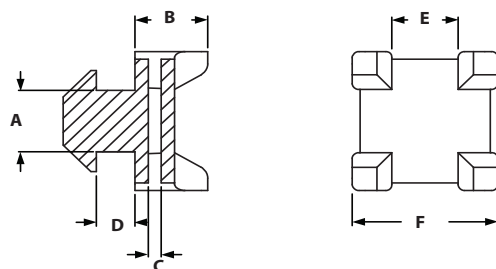
RECOMMENDED FASTENERS

ITEM#	SERIES	QTY	DESCRIPTION
651333 & 671339	30	4	M6 x 12mm BHSCS & M6 Hammer Nut
651335 & 671348	45	4	M6 x 16mm BHSCS & M6 Hammer Nut

CROSS CABLE BINDING BLOCK



- To secure cables to extrusion in two directions
- Can be mounted into the slot by a quarter turn
- Fiberglass reinforced nylon



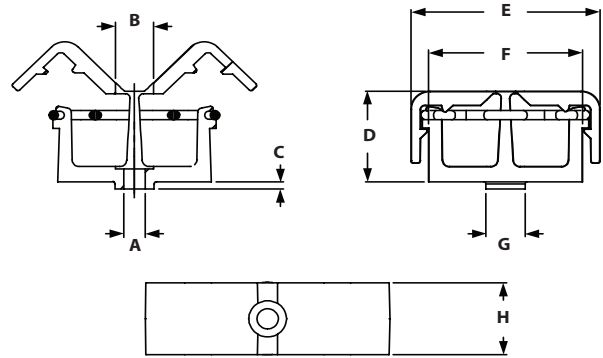
ITEM#	SERIES	A	B	C	D	E	F
671639	30	8mm	11mm	2mm	2mm	10mm	22mm
671041	45	10mm	11mm	2mm	5.8mm	10mm	22mm

TSLOTS Hardware

CLIP CABLE BINDER



- To fix cables without the need of cable ties, can be opened and closed again.
- Fiberglass reinforced nylon



ITEM#	SERIES	A	B	C	D	E	F	G	H
671089	30	4.5mm	8mm	2.5mm	20mm	40mm	32.6mm	8mm	16mm
671090	45	4.5mm	8mm	2.5mm	20mm	40mm	32.6mm	10mm	16mm

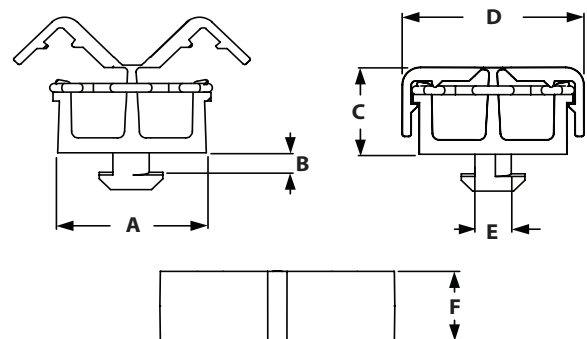
RECOMMENDED FASTENERS

ITEM#	SERIES	QTY	DESCRIPTION
680748 & 671337	30	1	M4 x 8mm SHCS & M4 Hammer Nut
651586 & 671344	45	1	M4 x 12mm SHCS & M4 Hammer Nut

CLIP CABLE BINDER WITH HAMMER



- To fix cables without the need of cable ties, can be opened and closed again.
- Fiberglass reinforced nylon

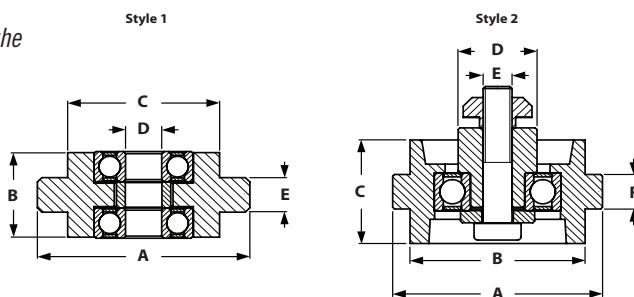


ITEM#	SERIES	A	B	C	D	E	F
671092	30	32.6mm	2mm	20mm	40mm	8mm	16mm
671091	45	32.6mm	5.9mm	20mm	40mm	10mm	16mm

ROLLERS



- To guide moving parts in the slot of the extrusion
- Fiberglass reinforced nylon

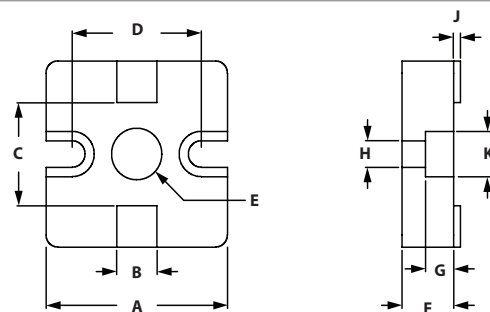


ITEM#	SERIES	STYLE	A	B	C	D	E	F
671027	30	1	39mm	17.6mm	25.8mm	6mm	8mm	N/A
671028	45	1	39mm	17.6mm	25.8mm	6mm	10mm	N/A
671029	45	1	47mm	19.6mm	33.6mm	8mm	10mm	N/A
671030	45	2	58mm	48.4mm	30mm	21.8mm	M8	10mm

PLATE CONNECTOR



- Connects two extrusions to form a tee connection




ITEM#	CONNECTOR	SERIES	A	B	C	D	E	F	G	H	J	K
671609	Plain	45	45mm	10mm	25mm	32mm	12.5mm	13mm	7mm	6.5mm	1.7mm	11mm
671608	Alu color	45	45mm	10mm	25mm	32mm	12.5mm	13mm	7mm	6.5mm	1.7mm	11mm

RECOMMENDED FASTENERS

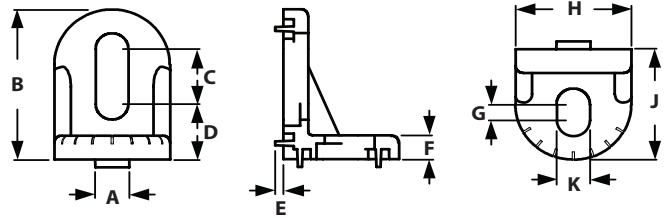
ITEM#	SERIES	QTY	DESCRIPTION
651344	45	3	M8 x 16mm SHCS
671350	45	3	M8 Hammer Nut

TSLOTS Hardware

TURNING ANGLE 30



- Connects to extrusion at various angles from 0° to 180°
- Die-cast aluminum



ITEM#	SERIES	A	B	C	D	E	F	G	H	J	K
671234	30/45	8mm	38mm	14mm	14mm	2mm	6mm	4mm	28mm	28mm	8mm

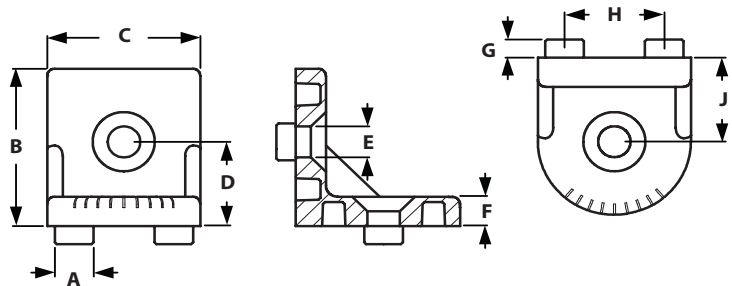
RECOMMENDED FASTENERS

ITEM#	SERIES	QTY	DESCRIPTION
651343 & 671055	30	2	M8 x 12mm BHSCS & M8 Self-Aligning Tnut
651345 & 671350	45	2	M8 x 16mm BHSCS & M8 Hammer Nut

TURNING ANGLE 45



- Connects to extrusion at various angles from 0° to 180°
- Die-cast aluminum



ITEM#	SERIES	A	B	C	D	E	F	G	H	J
671235	45	10mm	43mm	40mm	23mm	8.5mm	8mm	5mm	26mm	23mm

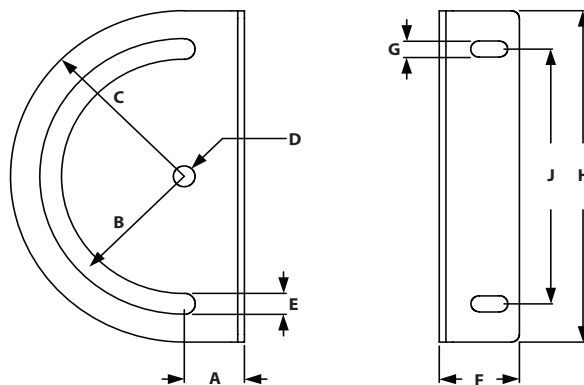
RECOMMENDED FASTENERS

ITEM#	SERIES	QTY	DESCRIPTION
651576	45	2	M8 x 18mm FHSCS
671350	45	2	M8 Hammer Nut

PIVOT ANGLE 130



- Connects to extrusion at an adjustable angle
- Zinc plated



ITEM#	SERIES	A	B	C	D	E	F	G	H	J
671233	45	22.5mm	R50	R65	8.1mm	8.2mm	30mm	6.3mm	130mm	100mm

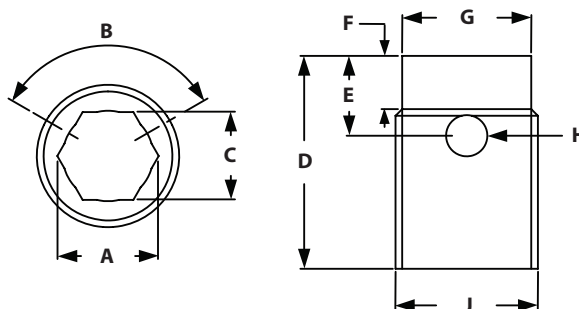
RECOMMENDED FASTENERS

ITEM#	SERIES	QTY	DESCRIPTION
651332	45	2	M6 x 12mm SHCS
671348	45	2	M6 Hammer Nut

CUTTING BUSHING



- For reduction from bore hole 10.2 mm to M8 thread
- Steel
- Cutting bushing tool comes separate



ITEM#	A	B	C	D	E	F	G	H	J
671076	M8	120°	6.6mm	16mm	6mm	4mm	9.7mm	3.1mm	10.7mm

CUTTING BUSH TOOL

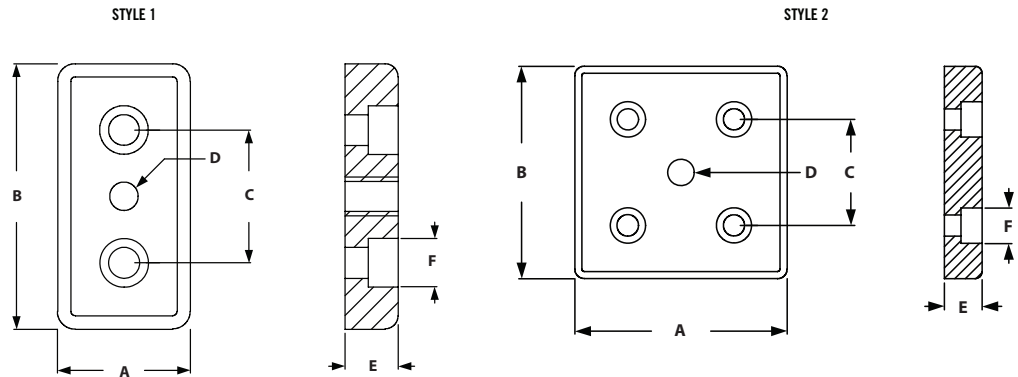
ITEM#
671077

TSLOTS Hardware

BASE PLATE



- To mount leveling feet, rollers, hooks or similar components
- Connects to the extrusion slot
- Die-cast zinc



ITEM#	STYLE	A	B	C	D-THREAD	E	F
671126	1	30mm	60mm	30mm	M8	12mm	M8 SHCS
671128	1	30mm	60mm	30mm	M10	12mm	M8 SHCS
671130	1	30mm	60mm	30mm	M12	12mm	M8 SHCS
671132	1	30mm	60mm	30mm	M14	12mm	M8 SHCS
671144	1	45mm	90mm	45mm	M10	16mm	M12 SHCS
671146	1	45mm	90mm	45mm	M12	16mm	M12 SHCS
671148	1	45mm	90mm	45mm	M14	16mm	M12 SHCS
671150	1	45mm	90mm	45mm	M16	16mm	M12 SHCS
671152	1	45mm	90mm	45mm	M20	16mm	M12 SHCS
671196	2	90mm	90mm	45mm	M10	16mm	M12 SHCS
671198	2	90mm	90mm	45mm	M12	16mm	M12 SHCS
671200	2	90mm	90mm	45mm	M14	16mm	M12 SHCS
671202	2	90mm	90mm	45mm	M16	16mm	M12 SHCS
671204	2	90mm	90mm	45mm	M20	16mm	M12 SHCS

RECOMMENDED FASTENERS (EXTRUSION END)

ITEM#	SERIES	STYLE	QTY	DESCRIPTION
651342	30	1	2	M8 x 12mm SHCS
683038	45	2	4	M12 x 30mm LHCS

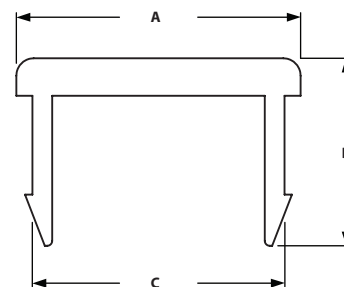
RECOMMENDED FASTENERS (EXTRUSION SLOT)

ITEM#	SERIES	STYLE	QTY	DESCRIPTION
651342 & 671055	30	1	2	M12x 12mm SHCS & M8 Self-Aligning Trut

COVER PROFILE



◦ Covers the slot of the extrusion

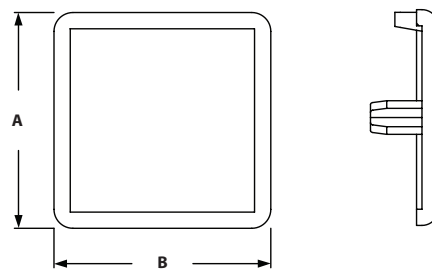


ITEM#	SERIES	COLOR	LENGTH	A	B	C
671020	30	Black	2 Meters	8.8mm	3.8mm	8.2mm
671612	30	Yellow	2 Meters	8.8mm	3.8mm	8.2mm
671613	30	Grey	2 Meters	8.8mm	3.8mm	8.2mm
671019	45	Black	2 Meters	11.5mm	7.5mm	10.2mm
671614	45	Yellow	2 Meters	11.5mm	7.5mm	10.2mm
671615	45	Grey	2 Meters	11.5mm	7.5mm	10.2mm

END CAPS



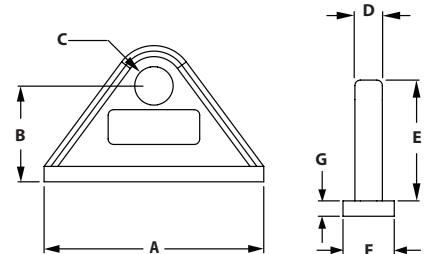

◦ Covers the end of the extrusion profiles
◦ Fiberglass reinforced nylon



ITEM#	SERIES	TYPE	A	B
671001	30	Pin	22.5mm	45mm
671000	30	Pin	30mm	30mm
671013	30	Pin	30mm	60mm
671008	40	Pin	40mm	40mm
671002	45	Pin	45mm	45mm
671003	45	Pin	45mm	60mm
671009	45	Pin	45mm	90mm
671004	45	Pin	60mm	60mm
671007	45	Pin	60mm	90mm
671006	45	Pin	90mm	90mm

TSLOTS Hardware

TOOL HANGERS




- Ideal for hanging air tools, cable reels, heavy door panels or transporting cables
- Fiberglass reinforced nylon

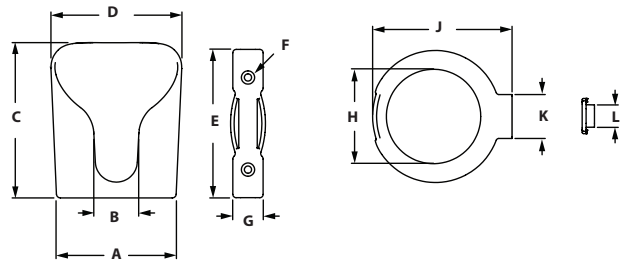
ITEM#	SERIES	A	B	C	D	E	F	G
655096	30/45	60mm	26mm	10.5mm	8/10mm	32.8mm	15mm	4.2mm
671025	30/45	60mm	26mm	10.5mm	8/10mm	32.8mm	19mm	4.2mm

ITEM#	SLOT
671018	Snap Hook Tool

CUP HOLDER



- To securely put down drinks, bottles, and cans
- Holds thermo bags, oil cans, or drills



ITEM#	VERSION	A	B	C	D	E	F	G	H	J	K	L
671078	Open Bottom	93mm	34mm	118mm	100mm	112mm	5.5mm	23mm	71mm	106mm	33mm	17mm
671079	Closed Bottom	93mm	34mm	118mm	100mm	112mm	5.5mm	23mm	N/A	106mm	33mm	17mm

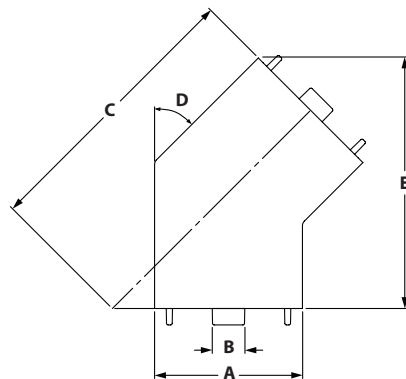
RECOMMENDED FASTENERS

ITEM#	SERIES	QTY	DESCRIPTION
682924 & 671338	30	2	M5 x 16mm FHSCS & M5 Hammer Nut
651582 & 671347	45	2	M5 x 20mm FHSCS & M5 Hammer Nut

45° ANGLE CONNECTOR



- Connects 2 extrusions at end at a 45° angle
- Die-cast aluminum and Nylon for cover cap
- Included fasteners- 2 Self-forming screws S12 x 30mm, 1 Hammer head screw M8 x 20, 1 flange nut M8



ITEM#	SERIES	A	B	C	D	E
671640	45	45.00mm	10.00mm	85.30mm	45°	76.20mm

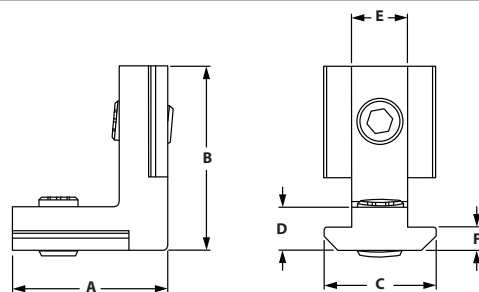
INCLUDED FASTENERS

ITEM#	SERIES	QTY	DESCRIPTION
671115	45	2	Self threaded M12 x 30mm
671372	45	1	M8 x 20mm Hammer Head
671610	45	1	M8 Flange Nut

INNER CONNECTORS



- Connects two extrusions at a 90° angle
- No machining required



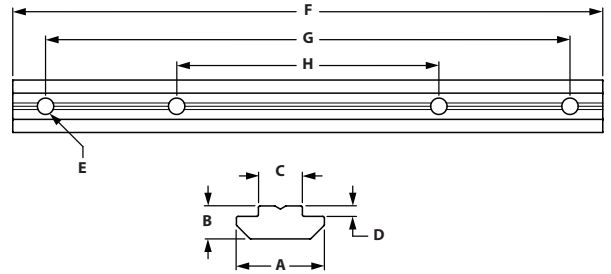
ITEM#	SERIES	A	B	C	D	E	F
671653	20	21.00mm	21.00mm	11.30mm	4.50mm	6.00mm	3.00mm
671654	30	21.00mm	30.00mm	15.80mm	7.80mm	8.00mm	6.00mm
671655	45	32.00mm	38.00mm	19.00mm	8.80mm	10.00mm	3.80mm

TLOTS Hardware

CONNECTION STRIPS



- End-to-end connection for two extrusions
- No machining required
- Fasteners included

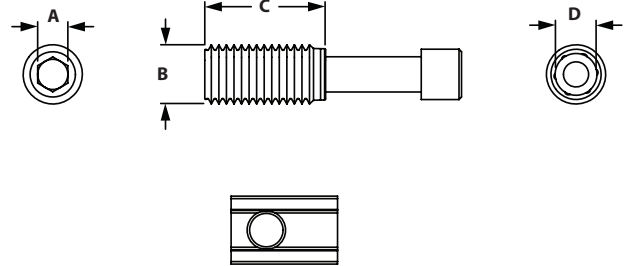


ITEM#	SERIES	A	B	C	D	E	F	G	H
671644	30	16.00mm	6.00mm	8.00mm	1.90mm	M6	180.00mm	160.00mm	80.00mm
671643	45	19.50mm	10.60mm	10.00mm	5.10mm	M8	180.00mm	158.00mm	28.00mm

T-MATIC CONNECTORS




- Connects two extrusions at a 90° angle
- No machining required
- T-nut included

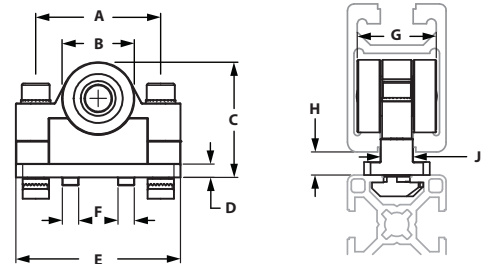


ITEM#	SERIES	EXTRUSION	A	B	C	D
671647	30	30mm	5.00mm	11.50mm	24.00mm	T45
671645	45	45mm	6.00mm	12.00mm	24.00mm	T50

C-CHANNEL SLIDING DOOR ROLLER



- Movable suspension for sliding doors built for profile item 670086
- M5 Hammer nuts, screws, and washers are included
- Used with slot 8 B-Series extrusions

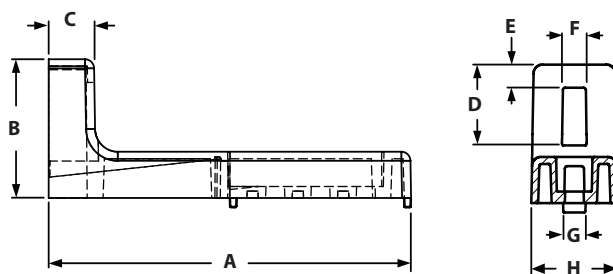


ITEM#	SERIES	EXTRUSION	A	B	C	D	E	F	G	H	J
671724	30	30mm	5.00mm	22.00mm	35.00mm	4.00mm	50.00mm	8.00mm	24.00mm	6.00mm	10.00mm

FLOOR MOUNT BRACKETS



- Connect extrusion to floor vertically
- Die-cast zinc



ITEM#	SERIES	EXTRUSION USE	A	B	C	D	E	F	G	H
671095	30	30 mm	120.00mm	45.00mm	15.00mm	15.00mm	30.00mm	8.00mm	10.00mm	19.00mm
671099	45	40 mm	160.00mm	60.00mm	20.00mm	20.00mm	38.00mm	10.00mm	10.00mm	25.00mm

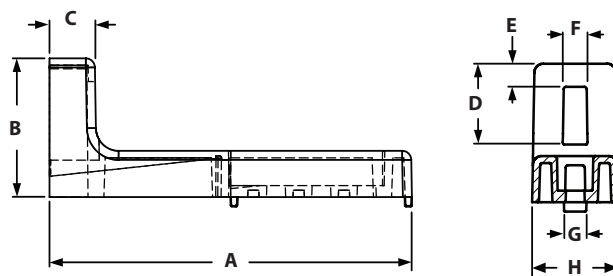
RECOMMENDED FASTENERS

ITEM#	SERIES	QTY	DESCRIPTION
699932 & 671339	30	2	M6 x 10mm SHCS & M6 Hammer Nut
651344 & 671350	45	2	M8 x 16mm SHCS & M8 Hammer Nut

ADJUSTABLE FLOOR MOUNT BRACKETS



- Connect extrusion to floor vertically adjustable; with adjustmet screw and threaded plate
- Die-cast zinc



ITEM#	SERIES	EXTRUSION USE	A	B	C	D	E	F	G	H
671096	30	30 mm	120.00mm	45.00mm	15.00mm	15.00mm	30.00mm	8.00mm	10.00mm	19.00mm
671100	45	40 mm	160.00mm	60.00mm	20.00mm	20.00mm	38.00mm	10.00mm	10.00mm	25.00mm

RECOMMENDED FASTENERS

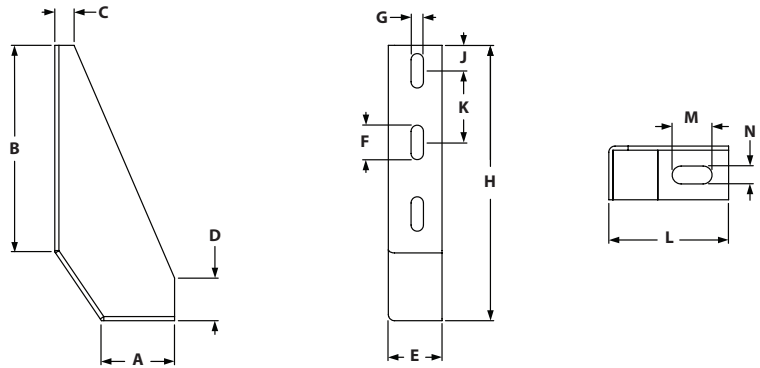
ITEM#	SERIES	QTY	DESCRIPTION
699932 & 671339	30	2	M6 x 10mm SHCS & M6 Hammer Nut
651344 & 671350	45	2	M8 x 16mm SHCS & M8 Hammer Nut

TSLOTS Hardware

FLOOR BRACKETS



◦ Material: Zinc Plated Steel




ITEM#	SERIES	EXTRUSION USE
671101	30/45	45 mm

A	B	C	D	E	F	G	H	J	K	L	M	N
53.00mm	150.00mm	14.00mm	31.00mm	42.00mm	25.00mm	9.00mm	200.00mm	18.50mm	52.00mm	87.00mm	29.00mm	13.00mm

RECOMMENDED FASTENERS

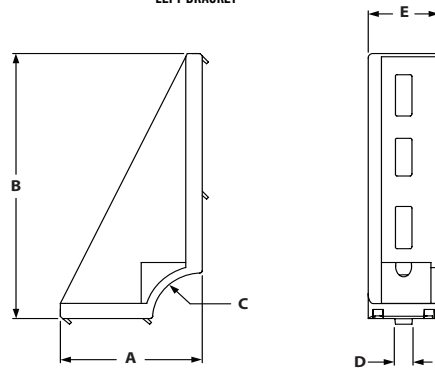
ITEM#	SERIES	QTY	DESCRIPTION
651546 & 671339	30	3	M6 x 14mm SHCS & M6 Hammer Nut
651344 & 671350	45	3	M8 x 16mm SHCS & M8 Hammer Nut

FLOOR BRACKETS 45



◦ Material: Die-cast aluminum

LEFT BRACKET



ITEM#	SERIES	EXTRUSION USE	STYLE	A	B	C	D	E
671208	45	45 mm	Left	86.00mm	175.00mm	30°	10.00mm	43.00mm

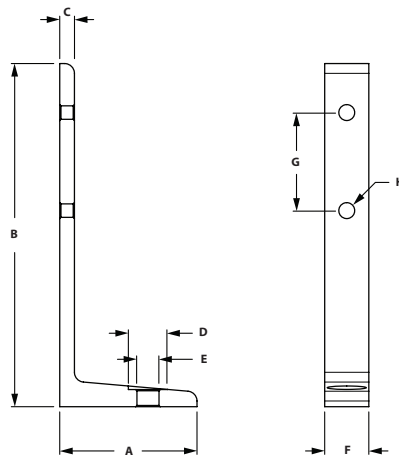
RECOMMENDED FASTENERS

ITEM#	SERIES	QTY	DESCRIPTION
651346 & 671059	45	2	M8 x 20mm SHCS & Self-Aligning Tnut

2 HOLE FLOOR MOUNT BRACKET



- Strong economy base plates
- Bolts directly in the T-Slot
- Allows vertical adjustments



ITEM#	SERIES	EXTRUSION USE	A	B	C	D	E	F	G	H
671716	30	30 mm	56.00mm	140.00mm	6.00mm	22.00mm	11.00mm	27.00mm	40.00mm	7.00mm
671717	45	45 mm	56.00mm	140.00mm	6.00mm	28.00mm	13.50mm	41.00mm	40.00mm	9.00mm

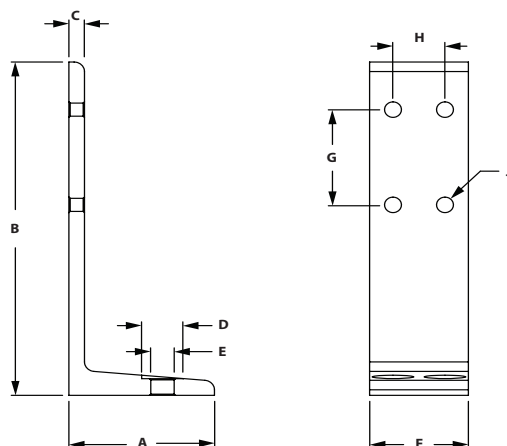
RECOMMENDED FASTENERS

ITEM#	SERIES	QTY	DESCRIPTION
651334 & 671339	30	2	M6 x 16mm SHCS & M6 Hammer Nut
651344 & 671350	45	2	M8 x 16mm SHCS & M8 Hammer Nut

4 HOLE FLOOR MOUNT BRACKET



- Strong economy base plates
- Bolts directly in the T-Slot
- Allows vertical adjustments



ITEM#	SERIES	A	B	C	D	E	F	G	H	J
671704	30	56.00mm	140.00mm	6.00mm	22.00mm	11.00mm	57.00mm	40.00mm	30.00mm	7.00mm
671705	45	56.00mm	140.00mm	6.00mm	28.00mm	13.50mm	86.00mm	40.00mm	45.00mm	9.00mm

RECOMMENDED FASTENERS

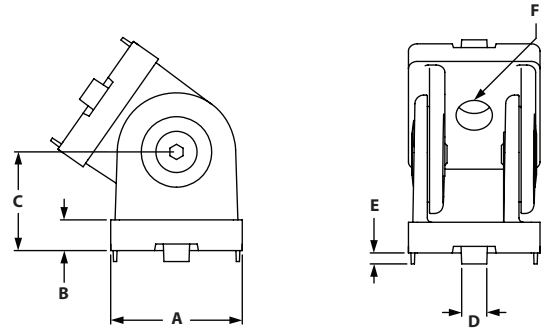
ITEM#	SERIES	QTY	DESCRIPTION
651334 & 671339	30	4	M6 x 16mm SHCS & M6 Hammer Nut
651344 & 671350	45	4	M8 x 16mm SHCS & M8 Hammer Nut

Pivot Joints

PIVOT JOINT 30



- Bushing enables pivot to be both structural and dynamic
- Locating pins can be removed to accommodate both extrusion end and side mount assembly



ITEM#	MATERIAL	SERIES	A	B	C	D	E	F
671102	Die Cast Zinc	30	30mm	7mm	22.5mm	8mm	2.5mm	8.3mm


RECOMMENDED FASTENERS (TO EXTRUSION SLOT)

BOLT ITEM	TNUT ITEM	QTY	BOLT	TNUT TYPE
651575	671055	2	M8 x 14mm SHCS	Self-Aligning

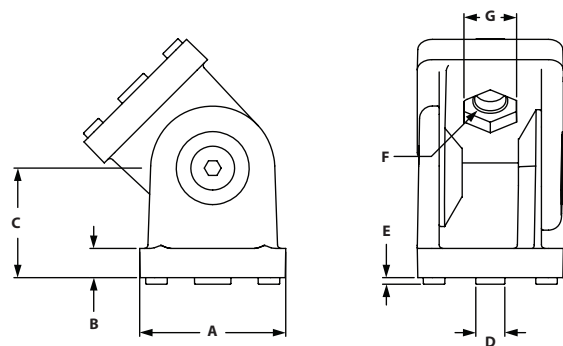
RECOMMENDED FASTENERS (TO EXTRUSION END)

BOLT ITEM	QTY	BOLT
651350	2	M8 x 25mm SHCS

PIVOT JOINT 40



- Bushing enables pivot to be both structural and dynamic
- Locating pins can be removed to accommodate both extrusion end and side mount assembly



ITEM#	MATERIAL	SERIES	A	B	C	D	E	F	G
664088	Die Cast Zinc	30/45	40mm	8mm	30mm	8/10	1.8mm	8.5mm	14mm

RECOMMENDED FASTENERS (TO EXTRUSION SLOT)

BOLT ITEM	TNUT ITEM	QTY	BOLT	TNUT TYPE
651344	671059	2	M8 x 16mm SHCS	Self-Aligning

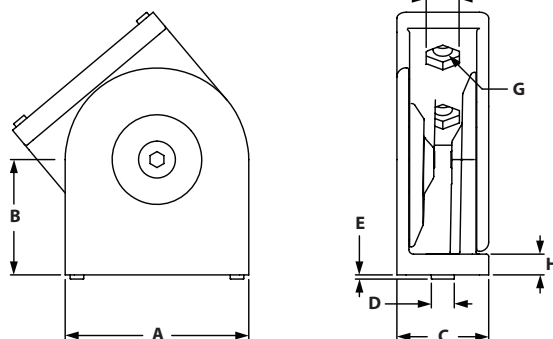
RECOMMENDED FASTENERS (TO EXTRUSION END)

BOLT ITEM	QTY	BOLT
651354	2	M8 x 30mm SHCS
671076	2	Cutting Bushing M10 to M8

PIVOT JOINT 4080



- Bushing enables pivot to be both structural and dynamic
- Locating pins can be removed to accommodate both extrusion end and side mount assembly



ITEM#	MATERIAL	SERIES	A	B	C	D-SLOT	E	F	G	H
671103	Die Cast Zinc	30/45	80mm	50mm	40mm	8/10	2.8mm	14mm	8.4mm	9mm


RECOMMENDED FASTENERS (TO EXTRUSION SLOT)

BOLT ITEM	TNUT ITEM	QTY	BOLT	TNUT TYPE
651344	671059	4	M8 x 16mm SHCS	Self-Aligning

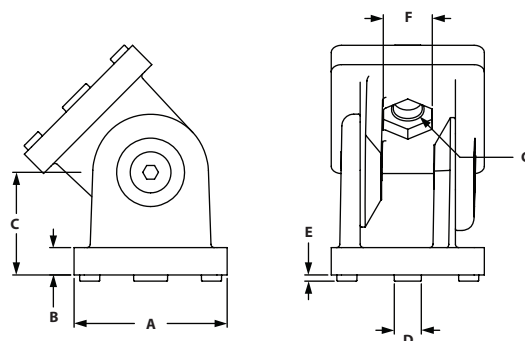
RECOMMENDED FASTENERS (TO EXTRUSION END)

BOLT ITEM	QTY	BOLT
651354	4	M8 x 30mm SHCS
671076	4	Cutting Bushing M10 to M8

PIVOT JOINT 45



- Bushing enables pivot to be both structural and dynamic
- Locating pins can be removed to accommodate both extrusion end and side mount assembly



ITEM#	MATERIAL	SERIES	A	B	C	D-SLOT	E	F	G
671106	Die Cast Zinc	45	45mm	8mm	30mm	8/10	1.8mm	14mm	8.5mm

RECOMMENDED FASTENERS (TO EXTRUSION SLOT)

BOLT ITEM	TNUT ITEM	QTY	BOLT	TNUT TYPE
651344	671059	2	M8 x 16mm SHCS	Self-Aligning

RECOMMENDED FASTENERS (TO EXTRUSION END)

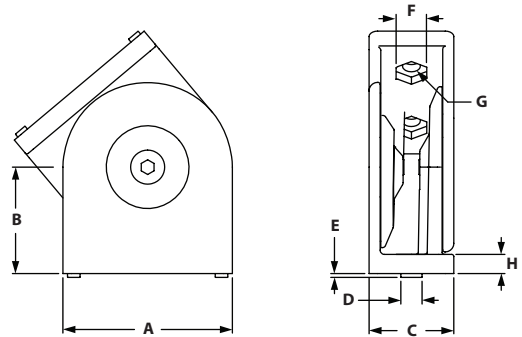
BOLT ITEM	QTY	BOLT
651354	2	M8 x 30mm SHCS
671076	2	Cutting Bushing M10 to M8

Pivot Joints With Locking Lever

PIVOT JOINT 4590



- Bushing enables pivot to be both structural and dynamic
- Locating pins can be removed to accommodate both extrusion end and side mount assembly



ITEM#	MATERIAL	SERIES	A	B	C	D-SLOT	E	F	G	H
671105	Die Cast Zinc	45	90mm	50mm	45mm	8/10	2mm	14mm	8.4mm	9mm

RECOMMENDED FASTENERS (TO EXTRUSION SLOT)

BOLT ITEM	TNUT ITEM	QTY	BOLT	TNUT TYPE
651344	671059	4	M8 x 16mm SHCS	Self-Aligning

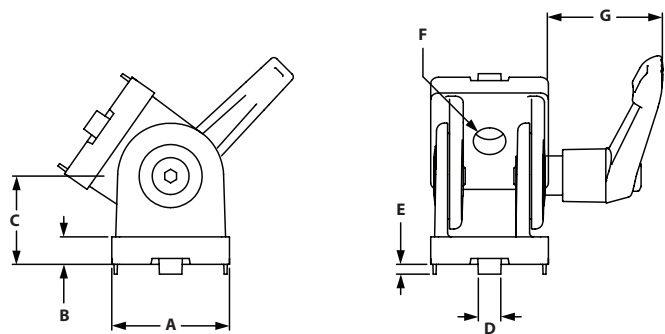
RECOMMENDED FASTENERS (TO EXTRUSION END)

BOLT ITEM	QTY	BOLT
651354	4	M8 x 30mm SHCS
671076	4	Cutting Bushing M10 to M8

PIVOT JOINT 30 WITH LOCKING LEVER



- Bushing enables pivot to be both structural and dynamic
- Locating pins can be removed to accommodate both extrusion end and side mount assembly



ITEM#	MATERIAL	SERIES	A	B	C	D-SLOT	E	F	G
671107	Die Cast Zinc	30	30mm	7mm	22.5	8	2.5mm	8.3mm	30mm

RECOMMENDED FASTENERS (TO EXTRUSION SLOT)

BOLT ITEM	TNUT ITEM	QTY	BOLT	TNUT TYPE
651575	671055	2	M8 x 14mm SHCS	Self-Aligning

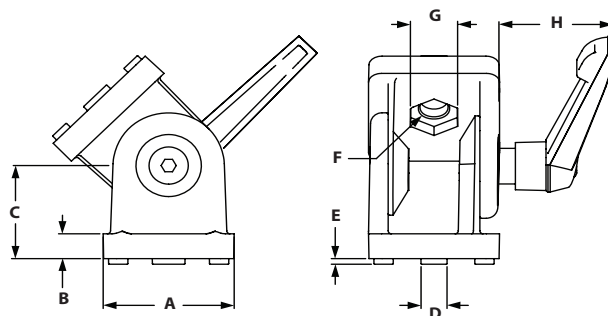
RECOMMENDED FASTENERS (TO EXTRUSION END)

BOLT ITEM	QTY	BOLT
651350	2	M8 x 25mm SHCS

PIVOT JOINT 40 WITH LOCKING LEVER



- Bushing enables pivot to be both structural and dynamic
- Locating pins can be removed to accommodate both extrusion end and side mount assembly



ITEM#	MATERIAL	SERIES	A	B	C	D-SLOT	E	F	G	H
664089	Die Cast Zinc	30/45	40mm	8mm	30mm	8/10	1.8mm	8.5mm	14mm	41mm

RECOMMENDED FASTENERS (TO EXTRUSION SLOT)

BOLT ITEM	TNUT ITEM	QTY	BOLT	TNUT TYPE
651344	671059	2	M8 x 16mm SHCS	Self-Aligning

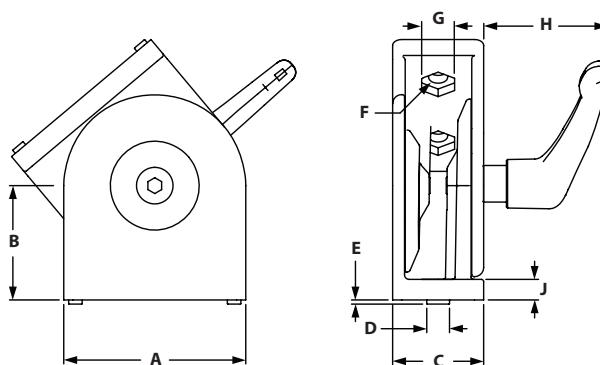
RECOMMENDED FASTENERS (TO EXTRUSION END)

BOLT ITEM	QTY	BOLT
651354	2	M8 x 30mm SHCS
671076	2	Cutting Bushing M10 to M8

PIVOT JOINT 4080 WITH LOCKING LEVER



- Bushing enables pivot to be both structural and dynamic
- Locating pins can be removed to accommodate both extrusion end and side mount assembly



ITEM#	MATERIAL	SERIES	A	B	C	D-SLOT	E	F	G	H	J
671108	Die Cast Zinc	30/45	80mm	50mm	40mm	8/10	2.8mm	14mm	8.4mm	9mm	9mm

RECOMMENDED FASTENERS (TO EXTRUSION SLOT)

BOLT ITEM	TNUT ITEM	QTY	BOLT	TNUT TYPE
651344	671059	4	M8 x 16mm SHCS	Self-Aligning

RECOMMENDED FASTENERS (TO EXTRUSION END)

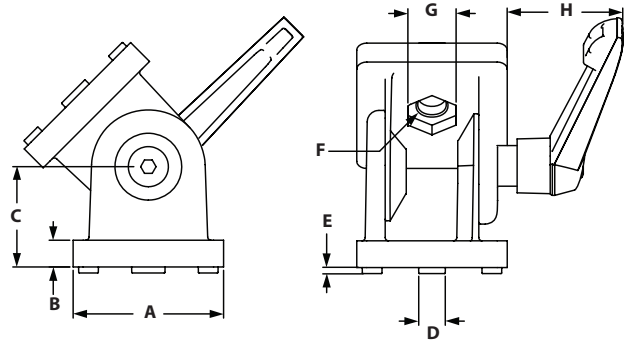
BOLT ITEM	QTY	BOLT
651354	4	M8 x 30mm SHCS
671076	4	Cutting Bushing M10 to M8

Pivot Joints With Locking Lever

PIVOT JOINT 45 WITH LOCKING LEVER



- Bushing enables pivot to be both structural and dynamic
- Locating pins can be removed to accommodate both extrusion end and side mount assembly



ITEM#	MATERIAL	SERIES	A	B	C	D-SLOT	E	F	G	H
671111	Die Cast Zinc	45	45mm	8mm	30mm	8/10	1.8mm	8.5mm	14mm	38mm

RECOMMENDED FASTENERS (TO EXTRUSION SLOT)

BOLT ITEM	TNUT ITEM	QTY	BOLT	TNUT TYPE
651344	671059	2	M8 x 16mm SHCS	Self-Aligning

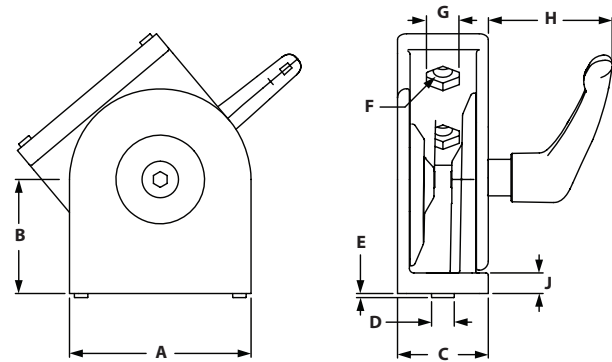
RECOMMENDED FASTENERS (TO EXTRUSION END)

BOLT ITEM	QTY	BOLT
651354	2	M8 x 30mm SHCS
671076	2	Cutting Bushing M10 to M8

PIVOT JOINT 4590 WITH LOCKING LEVER



- Bushing enables pivot to be both structural and dynamic
- Locating pins can be removed to accommodate both extrusion end and side mount assembly



ITEM#	MATERIAL	SERIES	A	B	C	D-SLOT	E	F	G	H	J
671110	Die Cast Zinc	45	90mm	50mm	45mm	8/10	8mm	8.4mm	14mm	51.3mm	9mm


RECOMMENDED FASTENERS (TO EXTRUSION SLOT)

BOLT ITEM	TNUT ITEM	QTY	BOLT	TNUT TYPE
651344	671059	4	M8 x 16mm SHCS	Self-Aligning

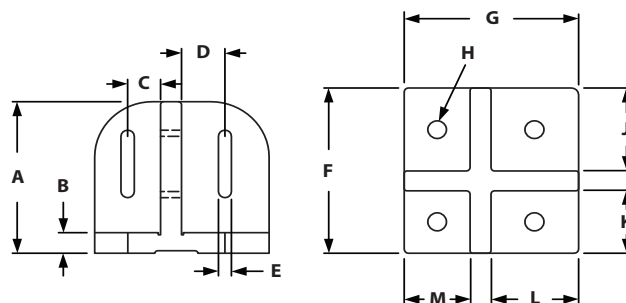
RECOMMENDED FASTENERS (TO EXTRUSION END)

BOLT ITEM	QTY	BOLT
651354	4	M8 x 30mm SHCS
671076	4	Cutting Bushing M10 to M8

FG 120MM FOOTPLATE



- Flush mounting of supports
- Die-Cast aluminum
- Mount extrusions as posts



ITEM#	SERIES	A	B	C	D	E	F	G	H	J	K	L	M
671637	45	110mm	15mm	22.5mm	30mm	9mm	120mm	120mm	13mm	60mm	45mm	60mm	45mm

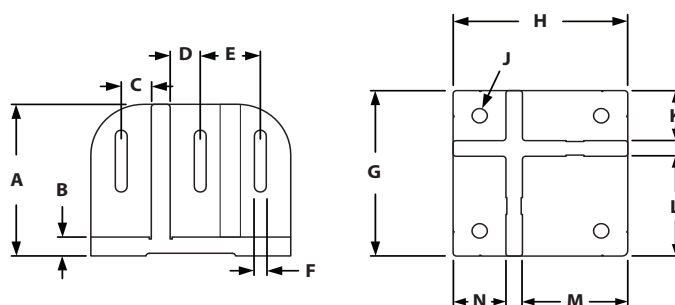
RECOMMENDED FASTENERS (TO EXTRUSION SLOT)

BOLT ITEM	TNUT ITEM	QTY	BOLT	TNUT TYPE
671376	671610	2-4	M8 x 30mm Hammer Head	Flanged T-Nut

FG 150MM FOOTPLATE



- Flush mounting of supports
- Die-Cast aluminum
- Mount extrusions as posts



ITEM#	SERIES	A	B	C	D	E	F	G	H	J	K	L	M	N
671638	45	120mm	15mm	25mm	30mm	45mm	9mm	150mm	150mm	13mm	45mm	90mm	90mm	45mm

RECOMMENDED FASTENERS (TO EXTRUSION SLOT)

BOLT ITEM	TNUT ITEM	QTY	BOLT	TNUT TYPE
671376	671610	2-4	M8 x 30mm Hammer Head	Flanged T-Nut

CONTENT


06 TLOTS Panels

Plastic Panels	324-327
PVC Coated Wire Mesh	327
Area Calculator Matrix	328
Panel Holder & Mesh Retainer Assembly	329
Uniblock & Clip Block	330
Plug in Profiles	331
Cover & Reduction Profile	332
Glass Panel Clamp	333

06 PANELS B-SERIES

TSLOTS Panels


ACRYLIC PANELS



- *Lightweight*
- *Weather resistant*
- *High optical clarity*
- *Great for displays or Partitions*

ITEM#	COLOR	MATERIAL	THICKNESS	STOCK SIZE
655424	Clear	Acrylic	.236" (6mm)	4' x 8' +.250"/-0
655425	Clear	Acrylic	.177" (4.5mm)	4' x 8' +.250"/-0
655426	White	Acrylic	.236" (6mm)	4' x 8' +.250"/-0
655427	White	Acrylic	.177" (4.5mm)	4' x 8' +.250"/-0
655428	Black	Acrylic	.236" (6mm)	4' x 8' +.250"/-0
655429	Black	Acrylic	.177" (4.5mm)	4' x 8' +.250"/-0
655430	Bronze	Acrylic	.236" (6mm)	4' x 8' +.250"/-0
655431	Bronze	Acrylic	.177" (4.5mm)	4' x 8' +.250"/-0

POLYCARBONATE PANELS




- *High durability and impact resistance*
- *High optical clarity*
- *Highly machinable*
- *Great for enclosures, guarding, or safety applications*

ITEM#	COLOR	MATERIAL	THICKNESS	STOCK SIZE
655432	Clear	Polycarbonate	.236" (6mm)	4' x 8' +.250"/-0
655433	Clear	Polycarbonate	.177" (4.5mm)	4' x 8' +.250"/-0
682883	Clear	Polycarbonate	.375" (9.5mm)	4' x 8' +.250"/-0
682884	Clear	Polycarbonate	.500" (12.7mm)	4' x 8' +.250"/-0
655448	Gray	Polycarbonate	.236" (6mm)	4' x 8' +.250"/-0
655449	Gray	Polycarbonate	.177" (4.5mm)	4' x 8' +.250"/-0
655434	Bronze	Polycarbonate	.236" (6mm)	4' x 8' +.250"/-0
655435	Bronze	Polycarbonate	.177" (4.5mm)	4' x 8' +.250"/-0

- *Machining Service – Panel Cut to Size 660062 & 660063*
- *Panels are ordered by the sq. ft.*
- *For custom panels contact Tslots. See page 4 for information*


HDPE PANELS



- Textured on both sides
- Impact and corrosion resistant
- Highly machinable
- Great for enclosures, guarding, or safety applications

ITEM#	COLOR	MATERIAL	THICKNESS	STOCK SIZE
655690	Black	HDPE	.236" (6mm)	4' x 8' +.250"/-0
655691	Blue	HDPE	.236" (6mm)	4' x 8' +.250"/-0
655695	Red	HDPE	.236" (6mm)	4' x 8' +.250"/-0

HAIRCELL ABS PANELS



- One smooth side and one textured side
- Impact resistant
- Highly machinable
- Great for workstations and partitions

ITEM#	COLOR	MATERIAL	THICKNESS	STOCK SIZE
655436	Black	Haircell ABS	.236" (6mm)	4' x 8' +.250"/-0
655437	Black	Haircell ABS	.177" (4.5mm)	4' x 8' +.250"/-0

- Machining Service – Panel Cut to Size 660062 & 660063
- Panels are ordered by the sq. ft.
- For custom panels contact Tslots. See page 4 for information

TSLOTS Panels


EXPANDED PVC PANELS



- Chemical and weather resistant
- Lightweight
- Highly machinable
- Great for displays and partitions

ITEM#	COLOR	MATERIAL	THICKNESS	STOCK SIZE
655440	Black	Expanded PVC	.236" (6mm)	4' x 8' +.250"/-0
655441	Black	Expanded PVC	.118" (3mm)	4' x 8' +.250"/-0
655442	Red	Expanded PVC	.236" (6mm)	4' x 8' +.250"/-0
655443	Red	Expanded PVC	.118" (3mm)	4' x 8' +.250"/-0
655444	Blue	Expanded PVC	.236" (6mm)	4' x 8' +.250"/-0
655445	Blue	Expanded PVC	.118" (3mm)	4' x 8' +.250"/-0
655446	Gray	Expanded PVC	.236" (6mm)	4' x 8' +.250"/-0
655447	Gray	Expanded PVC	.118" (3mm)	4' x 8' +.250"/-0
655438	White	Expanded PVC	.236" (6mm)	4' x 8' +.250"/-0
655439	White	Expanded PVC	.118" (3mm)	4' x 8' +.250"/-0
682882	Clear	PVC	.236" (6mm)	4' x 8' +.250"/-0
655450	Yellow	Expanded PVC	.236" (6mm)	4' x 8' +.250"/-0
655451	Yellow	Expanded PVC	.118" (3mm)	4' x 8' +.250"/-0

ALUMALITE PANELS



- Weather resistant
- High durability
- Lightweight alternative to solid aluminum plate
- Great for workstations, enclosures, or displays

ITEM#	COLOR	MATERIAL	THICKNESS	STOCK SIZE
655452	Blue	Alupalite	.236" (6mm)	4' x 8' +.250"/-0
655454	Silver	Alupalite	.236" (6mm)	4' x 8' +.250"/-0

- Machining Service – Panel Cut to Size 660062 & 660063
- Panels are ordered by the sq. ft.
- For custom panels contact Tslots. See page 4 for information

ALUCOBOND PANELS



- Weather resistant
- High durability
- Lightweight alternative to solid aluminum plate
- Great for workstations, enclosures, or displays
- Platinum only on one side
- Aluminum sheets separated by thermoplastic core

ITEM#	COLOR	MATERIAL	THICKNESS	STOCK SIZE
655457	Platinum	Alucobond	.157" (4mm)	4' x 8' +.250"/-0

DIE BOND PANELS



- Weather resistant
- High durability
- Lightweight alternative to solid aluminum plate
- Great for workstations, enclosures, or displays
- White on one side and black on the other side

ITEM#	COLOR	MATERIAL	THICKNESS	STOCK SIZE
655857	White/Black	Diebond	.118" (3mm)	4' x 8' +.250"/-0

WIRE MESH



- Great for workstations, enclosures, or displays
- See page 447 for cutting
- Use calculation matrix on page 322 to measure area

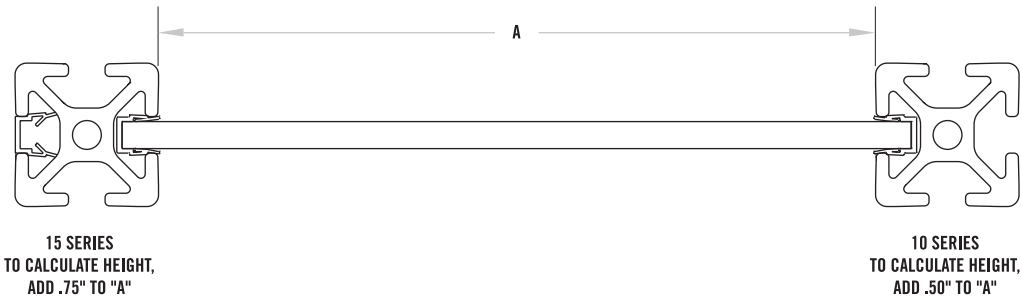
ITEM#	SIZE	COLOR	MATERIAL	GAUGE	OVERALL THICKNESS	STOCK SIZE
655318	.5" x .5"	Black	PVC	16	16	4' x 8' +.250"/-0
655319	.5" x .5"	Yellow	PVC	16	16	4' x 8' +.250"/-0
655316	1" x 1"	Black	PVC	12	12	4' x 8' +.250"/-0
655317	1" x 1"	Yellow	PVC	12	12	4' x 8' +.250"/-0
655818	2" x 2"	Black	PVC	12	.210"	4' x 8' +.250"/-0
655830	2" x 2"	Yellow	PVC	12	.210"	4' x 8' +.250"/-0

TSLOTS Panels

AREA CALCULATION MATRIX

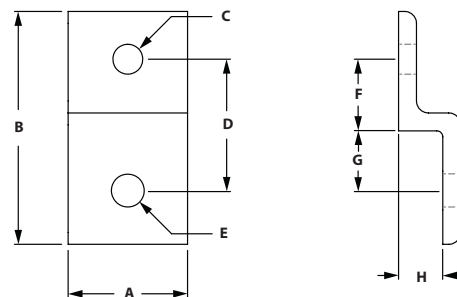
HOW TO USE THE MATRIX

- Round both length and width dimensions up to the next 6" increment
- Find the length and width along the top and side of area calculation matrix
- Find the area in square feet at the intersection of the length and width matrix



		WIDTH									
		6"	12"	18"	24"	30"	36"	42"	48"	54"	60"
LENGTH	6"	0.25	0.50	0.75	1.00	1.25	1.50	1.75	2.00	2.25	2.50
	12"	0.50	1.00	1.50	2.00	2.50	3.00	3.50	4.00	4.50	5.00
	18"	0.75	1.50	2.25	3.00	3.75	4.50	5.25	6.00	6.75	7.50
	24"	1.00	2.00	3.00	4.00	5.00	6.00	7.00	8.00	9.00	10.00
	30"	1.25	2.50	3.75	5.00	6.25	7.50	8.75	10.00	11.25	12.50
	36"	1.50	3.00	4.50	6.00	7.50	9.00	10.50	12.00	13.50	15.00
	42"	1.75	3.50	5.25	7.00	8.75	10.50	12.25	14.00	15.75	17.50
	48"	2.00	4.00	6.00	8.00	10.00	12.00	14.00	16.00	18.00	20.00
	54"	2.25	4.50	6.75	9.00	11.25	13.50	15.75	18.00	20.25	22.50
	60"	2.50	5.00	7.50	10.00	12.50	15.00	17.50	20.00	22.50	25.00
	66"	2.75	5.50	8.25	11.00	13.75	16.50	19.25	22.00	24.75	27.50
	72"	3.00	6.00	9.00	12.00	15.00	18.00	21.00	24.00	27.00	30.00
	78"	3.25	6.50	9.75	13.00	16.25	19.50	22.75	26.00	29.25	32.50
	84"	3.50	7.00	10.50	14.00	17.50	21.00	24.50	28.00	31.50	35.00
	90"	3.75	7.50	11.25	15.00	18.75	22.50	26.25	30.00	33.75	37.50
	96"	4.00	8.00	12.00	16.00	20.00	24.00	28.00	32.00	36.00	40.00
	102"	4.25	8.50	12.75	17.00	21.25	25.50	29.75	34.00	38.25	42.50
108"	4.50	9.00	13.50	18.00	22.50	27.00	31.50	36.00	40.50	45.00	

PANEL HOLDER

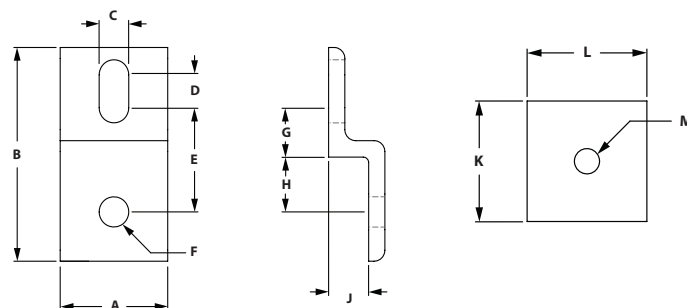



ITEM#	SERIES	A	B	C	D	E	F	G	H
671714	45	45.00mm	88.00mm	M8	49.00mm	9.00mm	26.50mm	22.50mm	17.50mm

RECOMMENDED FASTENERS (EXTRUSION SLOT)

ITEM#	SERIES	QTY	DESCRIPTION
651581	45	1	M8 x 18mm BHSCS
671350	45	1	M8 Hammer Nut

WIRE MESH RETAINER WITH BACK BACK PLATE



ITEM#	SERIES	A	B	C	D	E	F	G	H	J	K	L	M
671715	45	45.00mm	88.00mm	9.00mm	18.00mm	40.00mm	9.00mm	17.50mm	22.50mm	17.50mm	45.00mm	45.00mm	M8

RECOMMENDED FASTENERS (EXTRUSION SLOT)

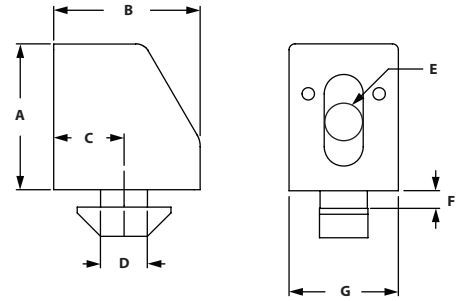
ITEM#	SERIES	QTY	DESCRIPTION
651581	45	1	M8 x 18mm BHSCS
671350	45	1	M8 Hammer Nut

TLOTS Panel Hardware

UNIBLOCKS




- Uniblock inserts from the top then twists 90° to lock into place.
- Made of Black Nylon
- .5" offset from edge for hole placement of panel.

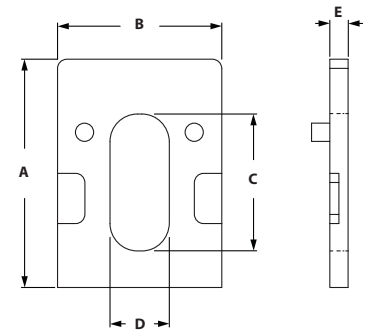


ITEM#	SERIES	A	B	C	D	E-THREAD	F	G
671236	30	25mm	18.5mm	7mm	8mm	M6	2.2mm	18.5mm
671237	30	25mm	18.5mm	7mm	8mm	1/4-20	2.2mm	18.5mm
671242	45	25mm	25mm	8.5mm	10mm	M6	5.8mm	18.5mm
671238	45	25mm	25mm	9.5mm	10mm	M6	5.8mm	18.5mm
671240	45	25mm	25mm	14mm	10mm	M6	5.5mm	18.5mm
671241	45	25mm	25mm	14mm	10mm	1/4-20	5.5mm	18.5mm

UNIBLOCK SPACERS



- Work with panel mount block to increase thickness
- Allows for offset panel mounting
- Reduces movement and vibration

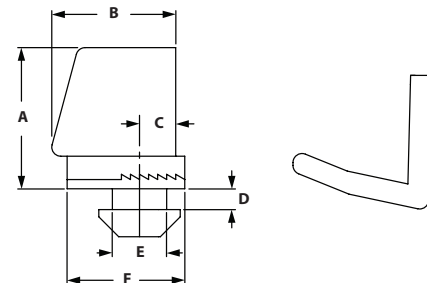


ITEM#	SERIES	A	B	C	D	E
671046	30/45	25mm	18.5mm	15mm	6.5mm	3mm
671047	30/45	25mm	18.5mm	15mm	6.5mm	5mm

CLIP BLOCK



- Requires no machining or hardware
- Clip secures the panel to the block and the block increases stability to the panel
- Clip can be removed with a flat head screwdriver

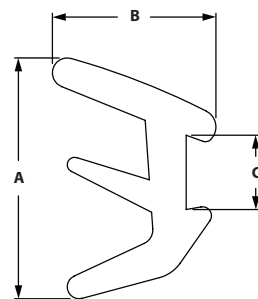


ITEM#	SERIES	A	B	C	D	E	F
671048	30	21mm	18mm	7mm	2.2mm	8mm	19.5mm
671049	45	21mm	18mm	14mm	5.8mm	10mm	19.5mm

PLUG IN PROFILE



- Secure panels in the slot and fill the slot
- This is sold in meters
- For panels 2-4mm for slot 8
- For panels 4-6mm for slot 10



ITEM#
671021

SERIES
30/45

A
18mm

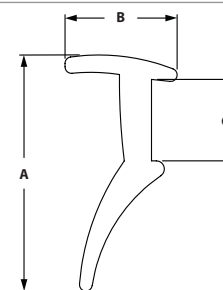
B
10.5mm

C
4.7mm

PLUG IN PROFILE



- Secure panels in the slot and fill the slot
- This is sold in meters
- For panels 4-6mm for slot 8
- For panels 6-8mm for slot 10



ITEM#
671022

SERIES
30/45

A
13.4mm

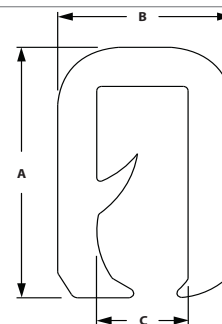
B
6.5mm

C
4.7mm

WIRE EDGE COVER



- Applied to the edge of wire mesh to prevent cuts
- Creates a clean and a safe guarding



ITEM#
655312

COLOR
Black

MATERIAL
PVC/Aluminum


A
13.80mm

B
9.00mm

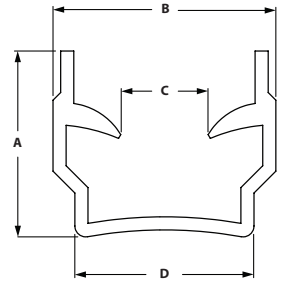
C
4.75mm

TLOTS Panel Hardware

COVER AND REDUCTION PROFILE




- To cover size 8 profile slots
- Secures panels with a thickness of 2-6 mm



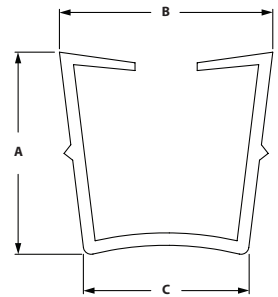
ITEM#	SERIES	LENGTH
671023	30	2 Meters

A	B	C	D
8.8mm	10.2mm	1.5mm	8.2mm

COVER AND REDUCTION PROFILE



- To cover size 10 profile slots
- Secures panels with a thickness of 2-8 mm



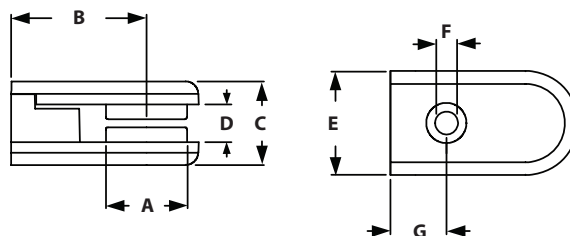
ITEM#	SERIES	LENGTH
671024	45	2 Meters

A	B	C
12.8mm	13.7mm	10.2mm

GLASS PANEL CLAMP



- To fix glass and other panels to extrusion
- Die-cast zinc
- For panels 2-9.5mm
- Included fasteners- M5 x 16mm SHCS Bright Zinc (connect clamps together) and 5 rubber pads for panels



ITEM#	SERIES	A	B	C	D	E	F	G
671043	30/45	19.5mm	32.5mm	20mm	9mm	25mm	5.5mm	13.5mm

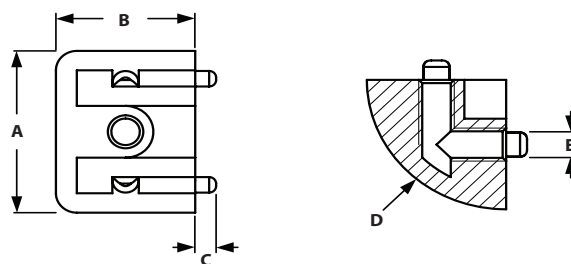
RECOMMENDED FASTENERS

SERIES	QTY	BOLT ITEM	BOLT	TNUT	TYPE
30	1 EA	699938	M5 x 14mm BHCS	671325	Roll-In
45	1 EA	699133	M5 x 18mm SHCS	671347	Hammer Nut

GLASS PANEL CORNER CONNECTION



- To make corner connection with two panels using two glass panel clamps
- Die-cast zinc
- Included fasteners- 2 screws M5 x 12mm SHCS Bright Zinc



ITEM#	SERIES	B	C	D	E
671044	30/45	20mm	3mm	R20	M5

CONTENT

02 Structural Extrusions

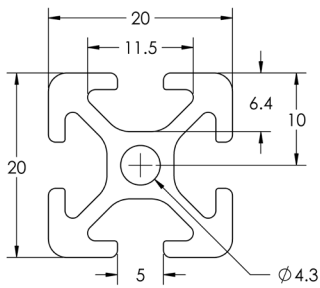
Metric Extrusion	336-359
------------------------	---------

02 METRIC EXTRUSIONS

Metric Extrusions

Clear Anodized - **650045**
 Black Anodized - **650145**
 Yellow Powdercoat - **650245**

TS20-20M



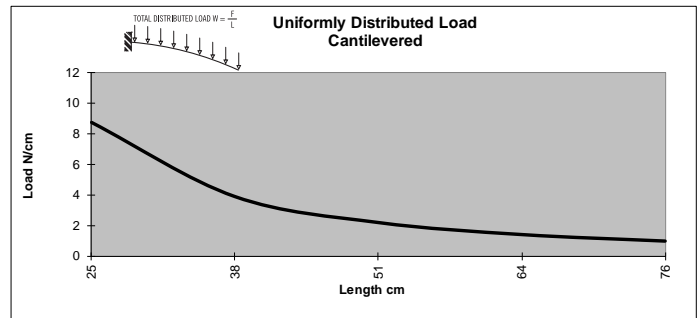
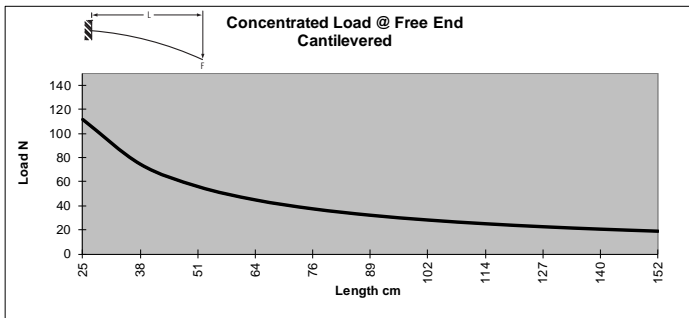
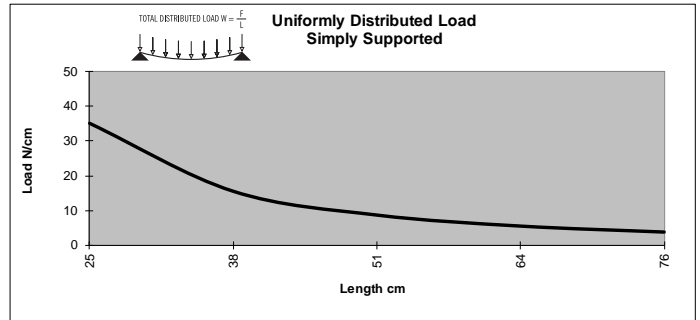
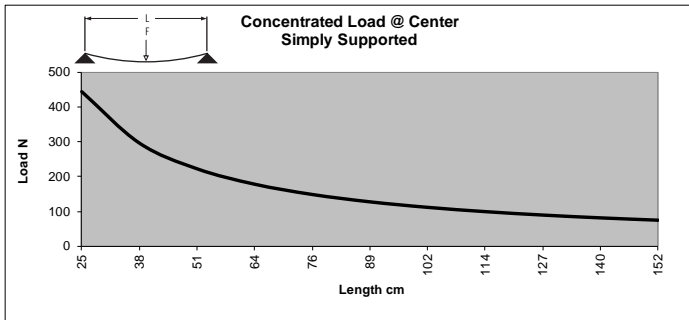
SPECIFICATIONS

Length Clear	240" (6 m)
Length Black	240" (6 m)
Length Yellow	144" (3.6 m)
Weight	0.335 lbs/ft (0.498 kg/m)
Estimated Area	0.279 in ² (1.799 cm ²)
Moment of Inertia	I _x 0.017= in ⁴ (0.707 cm ⁴) I _y 0.017= in ⁴ (0.707 cm ⁴)

MACHINING SERVICES

CTL	660002
Single Access Hole	660123
Tap M5	660124

BEAM SELECTION BY LOAD AND LENGTH


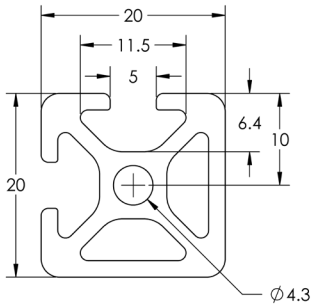


* Charts based on allowable loads related to yield strength with a margin of safety equal to five.

» For deflection equations see page 10

TS20-20M BISLOT AD

Clear Anodized - 650049



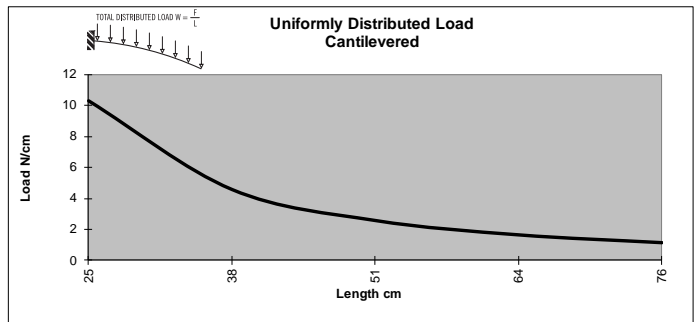
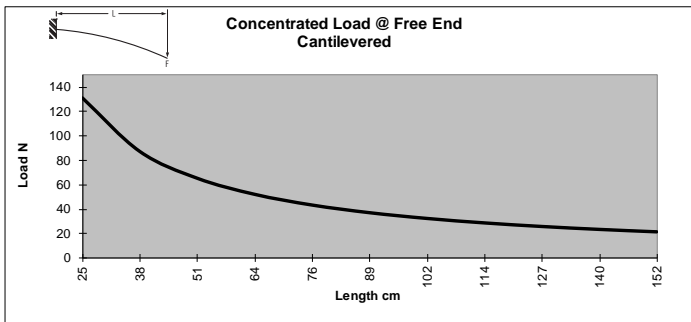
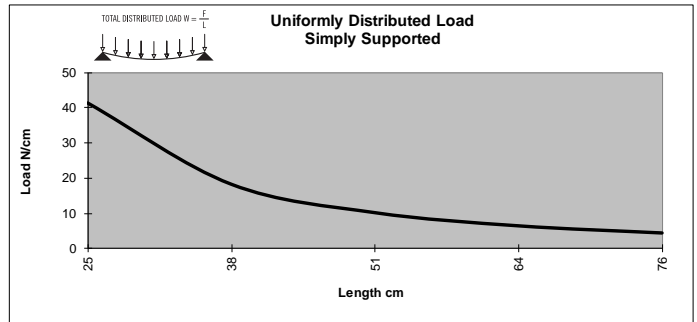
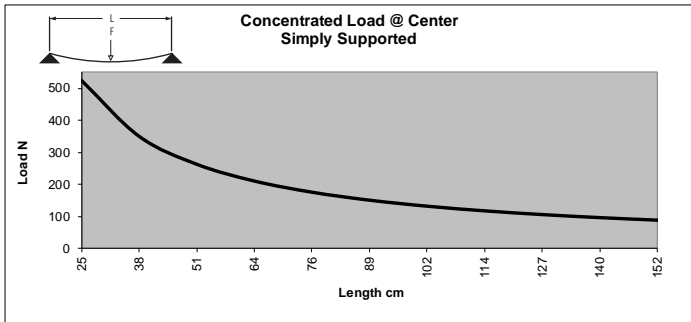
SPECIFICATIONS

Length Clear	240" (6 m)
Weight	0.362 lbs/ft (0.538 kg/m)
Estimated Area	0.302 in ² (1.948 cm ²)
Moment of Inertia	I _x 0.020 = in ⁴ (0.832 cm ⁴)
	I _y 0.020 = in ⁴ (0.832 cm ⁴)

MACHINING SERVICES

CTL	660002
Single Access Hole	660123
Tap M5	660124

BEAM SELECTION BY LOAD AND LENGTH




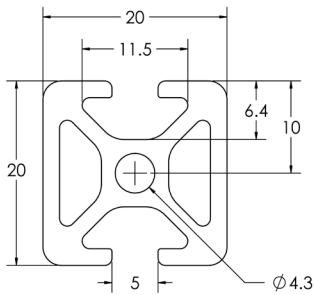
* Charts based on allowable loads related to yield strength with a margin of safety equal to five.

» For deflection equations see page 10

Metric Extrusions

TS20-20M BISLOT OPP

Clear Anodized - 650050



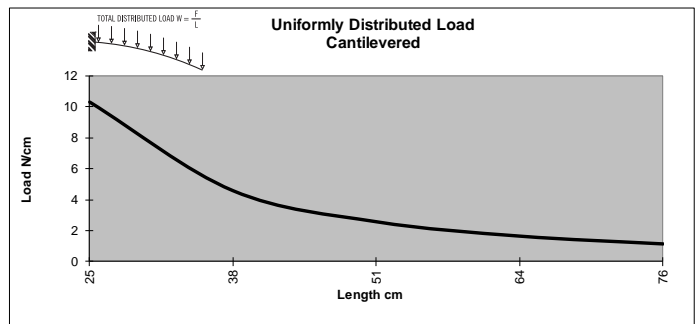
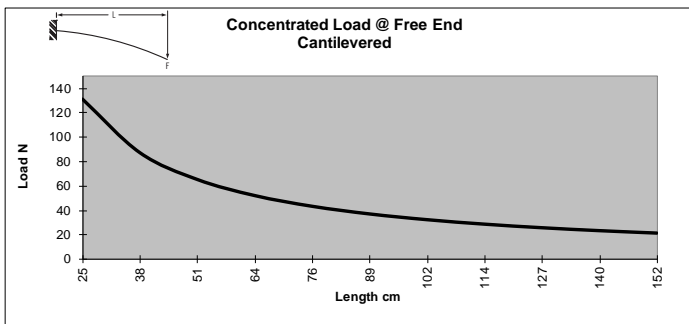
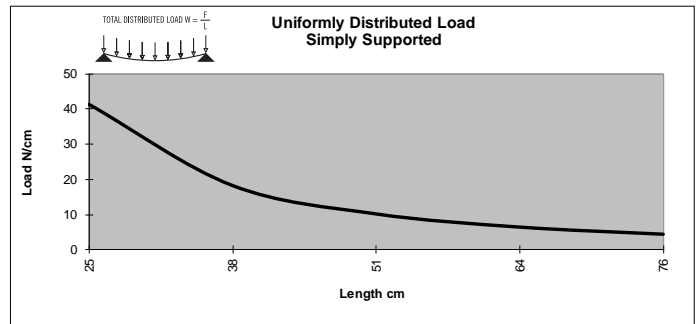
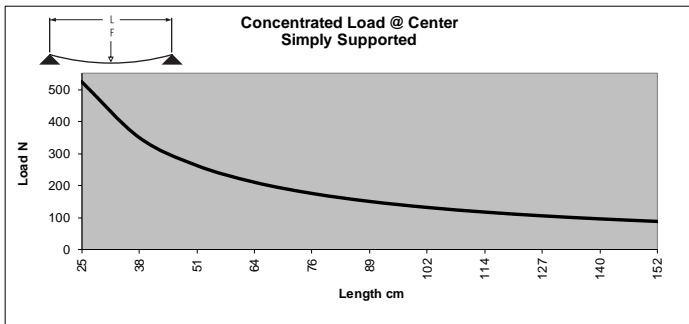
SPECIFICATIONS

Length Clear	240" (6 m)
Weight	0.362 lbs/ft (0.538 kg/m)
Estimated Area	0.302 in ² (1.948 cm ²)
Moment of Inertia	$I_x .020 = \text{in}^4$ (0.832 cm ⁴)
	$I_y .020 = \text{in}^4$ (0.832 cm ⁴)

MACHINING SERVICES

CTL	660002
Single Access Hole	660123
Tap M5	660124

BEAM SELECTION BY LOAD AND LENGTH

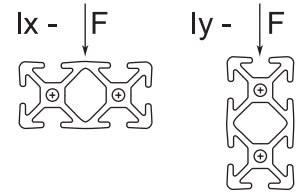


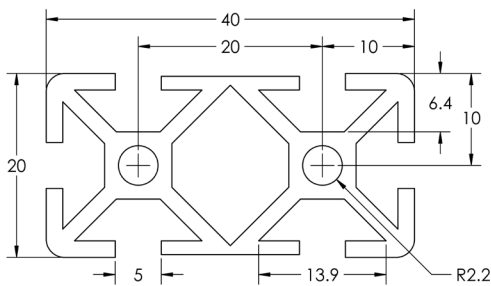


* Charts based on allowable loads related to yield strength with a margin of safety equal to five.

» For deflection equations see page 10

TS20-40M

Clear Anodized - **650046**
 Black Anodized - **650146**



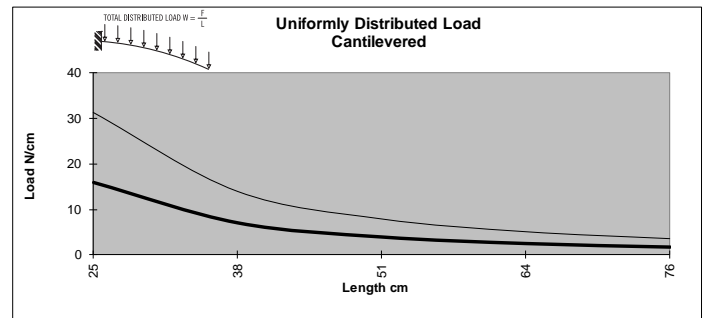
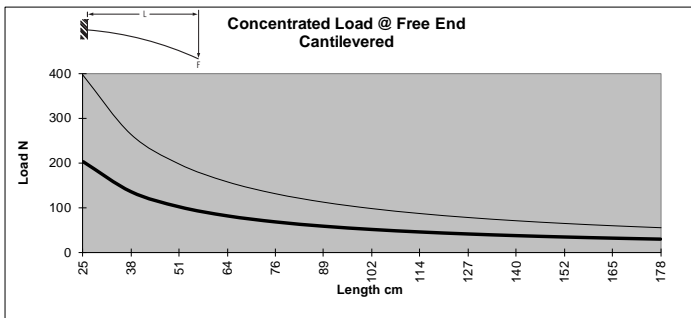
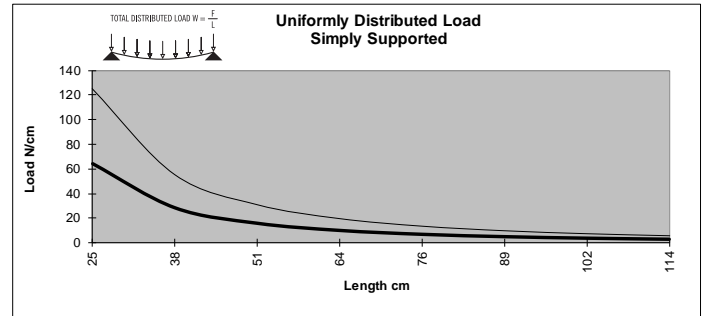
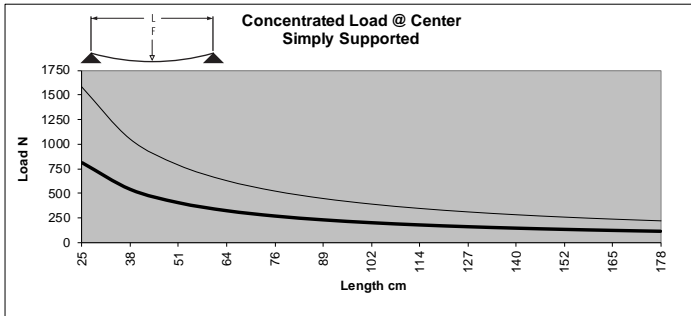
SPECIFICATIONS

Length Clear	240" (6 m)
Weight	0.606 lbs/ft (0.901 kg/m)
Estimated Area	0.505 in ² (3.258 cm ²)
Moment of Inertia	I _x 0.031= in ⁴ (1.290 cm ⁴)
		I _y 0.121= in ⁴ (5.036 cm ⁴)

MACHINING SERVICES

CTL	660000
Single Access Hole	660123
Tap M5	660189

BEAM SELECTION BY LOAD AND LENGTH



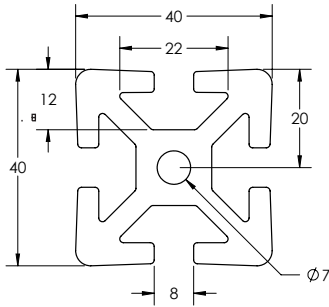
* Charts based on allowable loads related to yield strength with a margin of safety equal to five.

» For deflection equations see page 10

Metric Extrusions

Clear Anodized - **650032**
 Black Anodized - **650132**
 Yellow Powdercoat - **650232**

TS40-40M



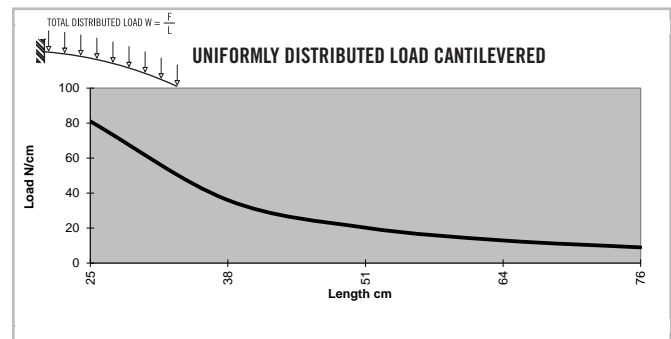
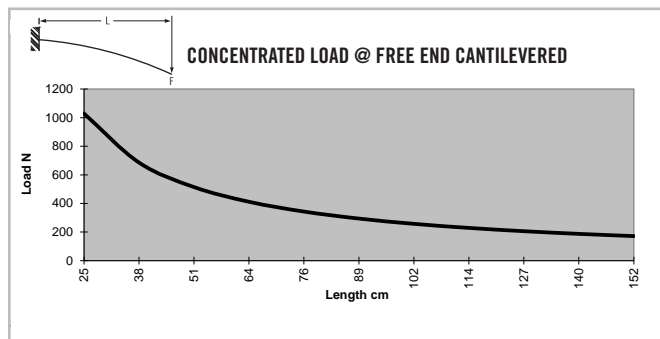
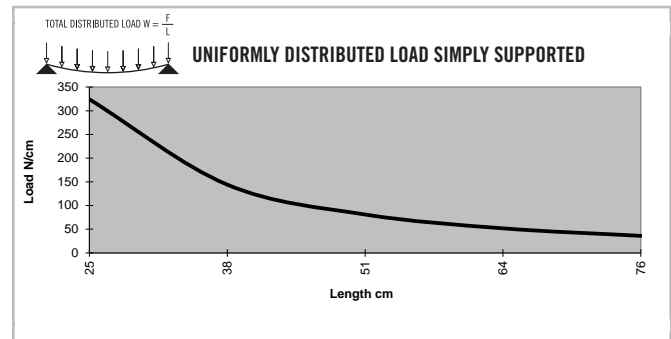
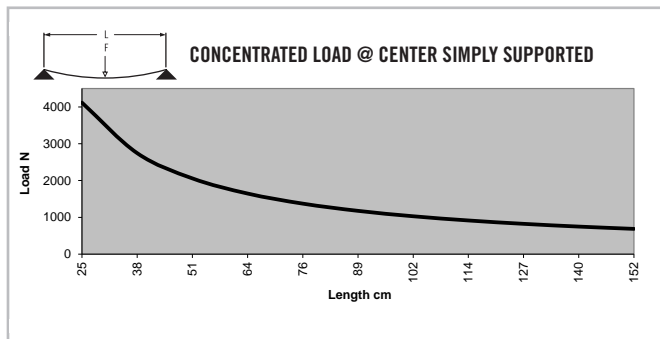
SPECIFICATIONS

Length Clear	240" (6 m)
Length Black	240" (6 m)
Length Yellow	144" (3.6 m)
Weight	1.533 lbs/ft (2.281 kg/m)
Estimated Area	1.309 in ² (8.447 cm ²)
Moment of Inertia	$I_x = .314 \text{ in}^4$ (13.063 cm ⁴) $I_y = .314 \text{ in}^4$ (13.063 cm ⁴)

MACHINING SERVICES

CTL	660003
Single Access Hole	660028
Single Anchor Fastener	660020
Tap 5/16 - 18	660034
Tap M8	660033

BEAM SELECTION BY LOAD AND LENGTH

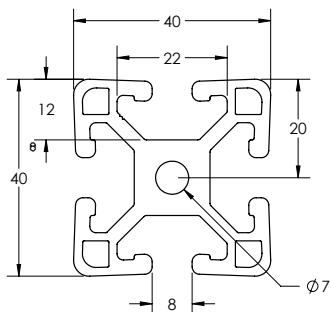


* Charts based on allowable loads related to yield strength with a margin of safety equal to five.

» For deflection equations see page 10

TS40-40LM

Clear Anodized - **650033**
 Black Anodized - **650133**



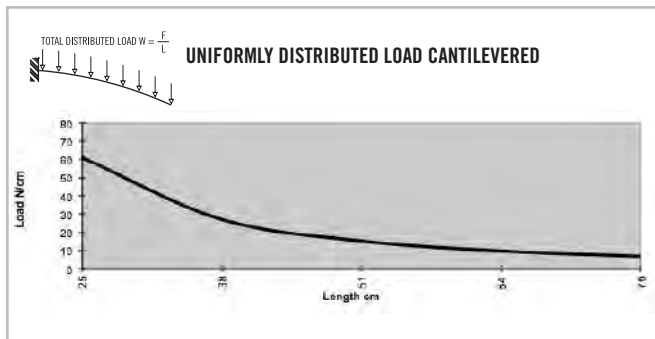
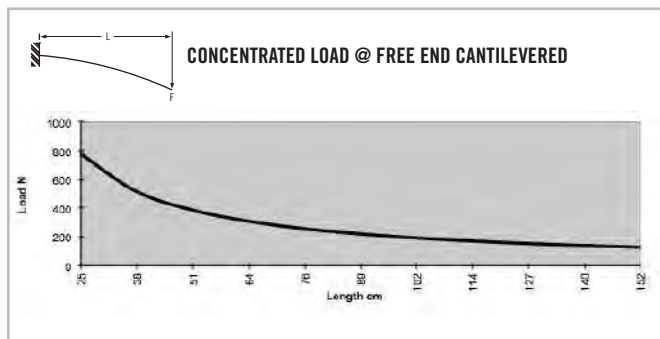
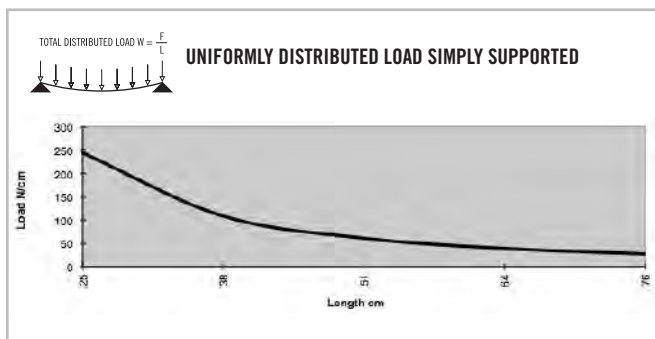
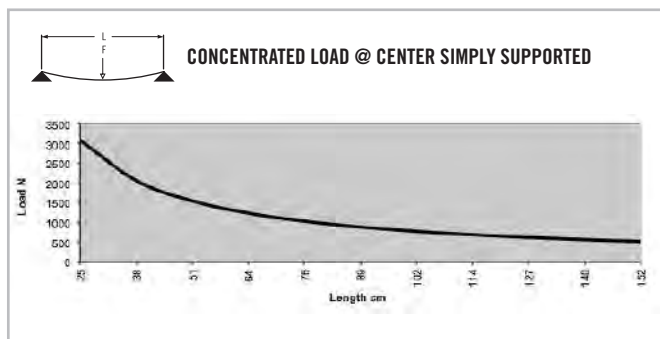
SPECIFICATIONS

Length	240" (6 m)
Weight	1.242 lbs/ft (1.848 kg/m)
Estimated Area	1.050 in ² (6.774 cm ²)
Moment of Inertia	$I_x = .236 \text{ in}^4 (9.823 \text{ cm}^4)$ $I_y = .236 \text{ in}^4 (9.823 \text{ cm}^4)$

MACHINING SERVICES

CTL	660003
Single Access Hole	660028
Single Anchor Fastener	660020
Tap 5/16 - 18	660034
Tap M8	660033

BEAM SELECTION BY LOAD AND LENGTH



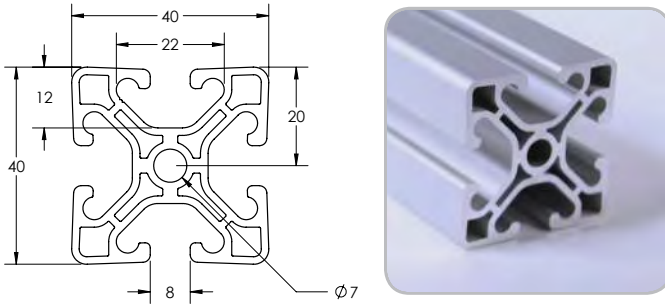
* Charts based on allowable loads related to yield strength with a margin of safety equal to five.

» For deflection equations see page 10

Metric Extrusions

TS40-40VLM

Clear Anodized - 650034



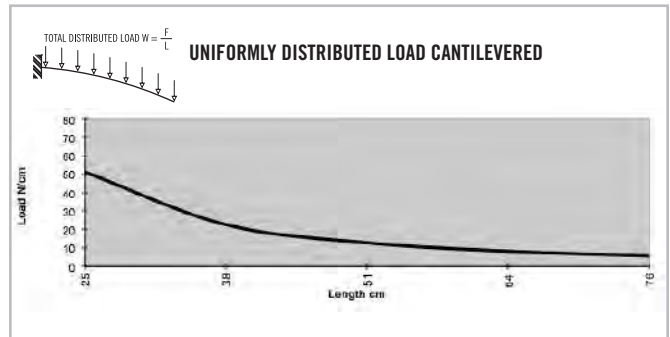
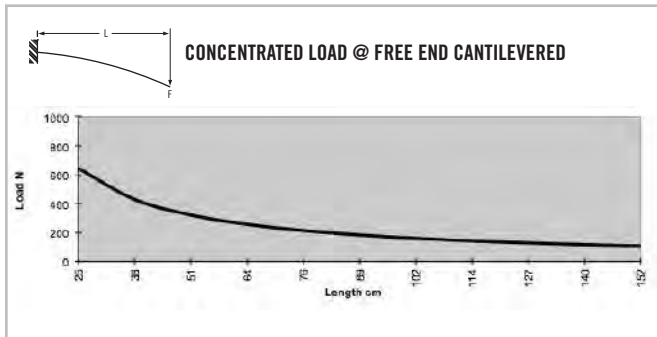
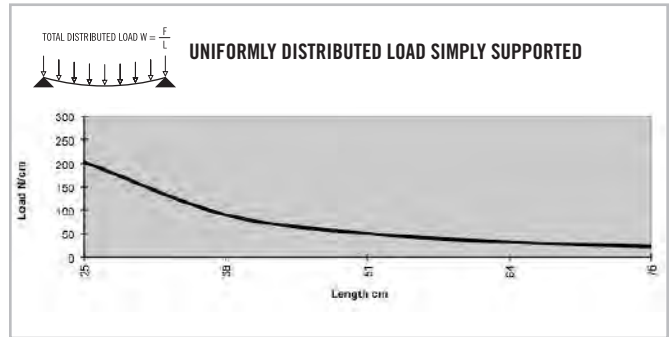
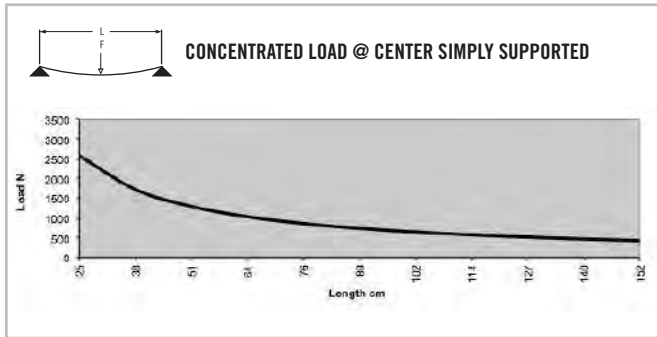
SPECIFICATIONS

Length240" (6 m)
Weight	1.020 lbs/ft (1.518 kg/m)
Estimated Area	0.836 in ² (5.394 cm ²)
Moment of Inertia	$I_x = .1972 \text{ in}^4$ (8.21 cm ⁴)
		$I_y = .1972 \text{ in}^4$ (8.21 cm ⁴)

MACHINING SERVICES

CTL	660003
Single Access Hole	660028
Single Anchor Fastener	660020
Tap 5/16 - 18	660034
Tap M8	660033

BEAM SELECTION BY LOAD AND LENGTH

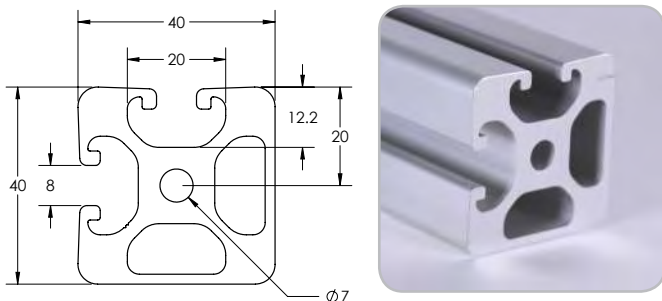


* Charts based on allowable loads related to yield strength with a margin of safety equal to five.

» For deflection equations see page 10

TS40-40M BIAD

Clear Anodized - 650055



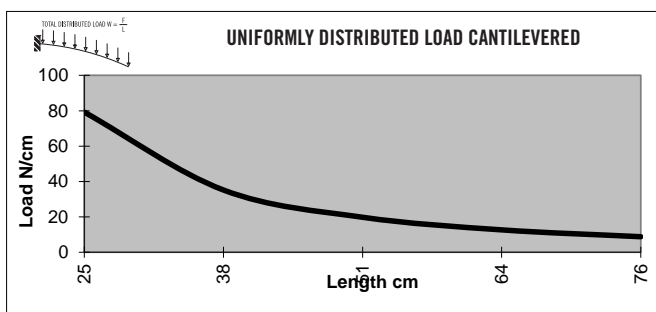
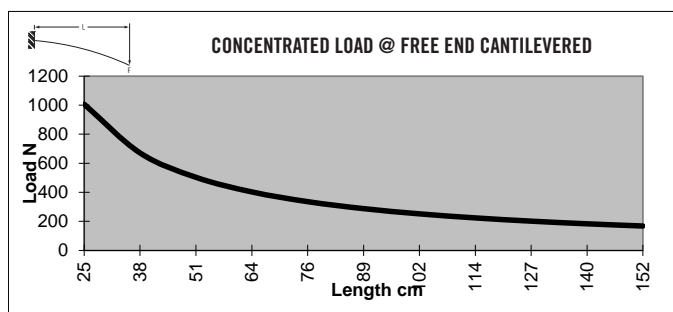
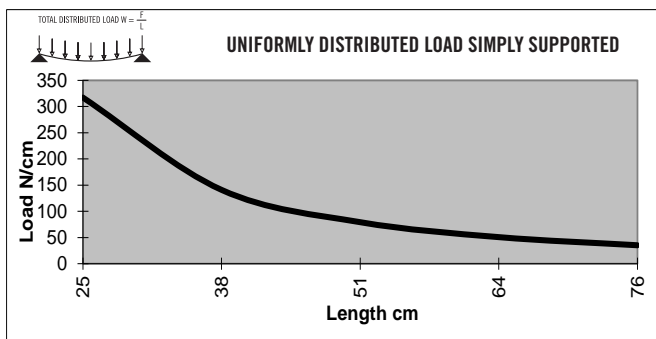
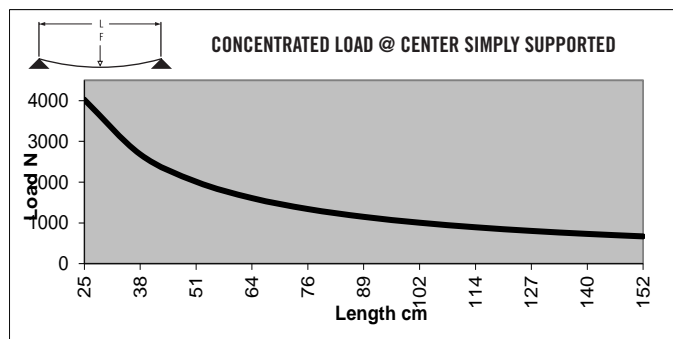
SPECIFICATIONS

Length	240" (6 m)
Weight	1.471 lbs/ft (2.190kg/m)
Estimated Area	1.257 in ² (8.109 cm ²)
Moment of Inertia	I _x =.307 in ⁴ (12.773 cm ⁴) I _y =.307 in ⁴ (12.773 cm ⁴)

MACHINING SERVICES

CTL	660003
Single Access Hole	660028
Single Anchor Fastener	660020
Tap 5/16 - 18	660034
Tap M8	660033

BEAM SELECTION BY LOAD AND LENGTH



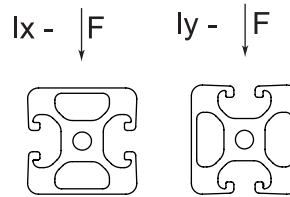
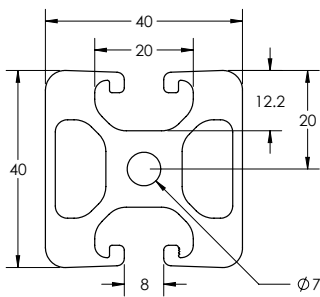
* Charts based on allowable loads related to yield strength with a margin of safety equal to five.

» For deflection equations see page 10

Metric Extrusions

TS40-40M BIOP

Clear Anodized - 650054



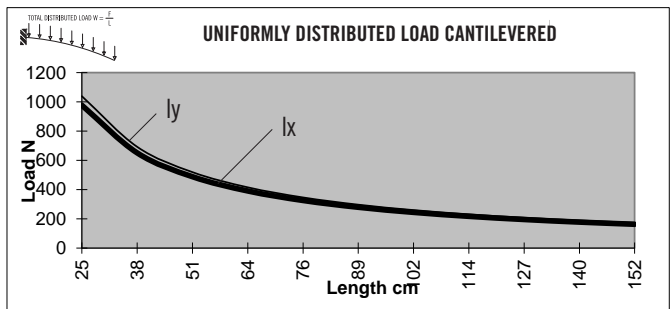
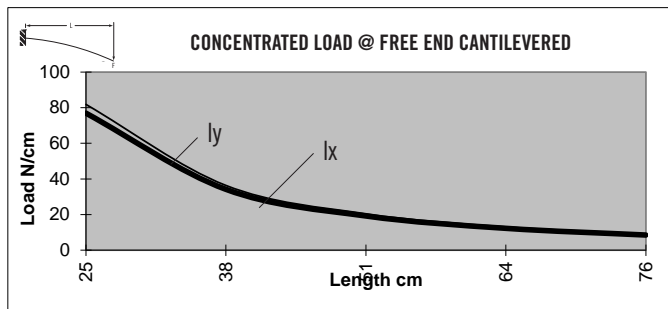
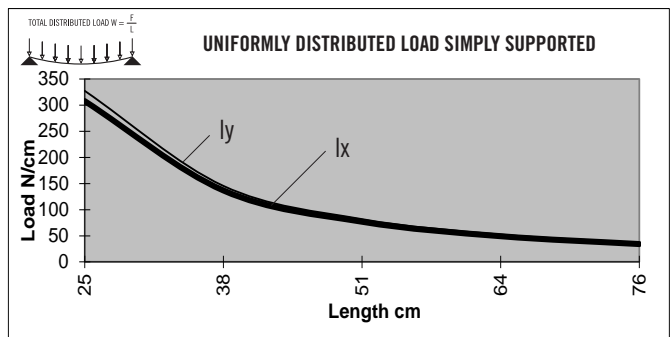
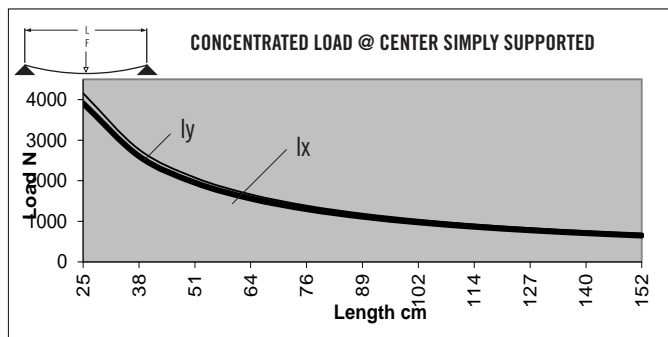
SPECIFICATIONS

Length Clear	240" (6 m)
Weight	1.472 lbs/ft (2.191 kg/m)
Estimated Area	1.257 in ² (8.112 cm ²)
Moment of Inertia	lx=.298 in ⁴ (12.407 cm ⁴)
	ly=.317 in ⁴ (13.193 cm ⁴)

MACHINING SERVICES

CTL	660003
Single Access Hole	660028
Single Anchor Fastener	660020
Tap 5/16 - 18	660034
Tap M8	660033

BEAM SELECTION BY LOAD AND LENGTH

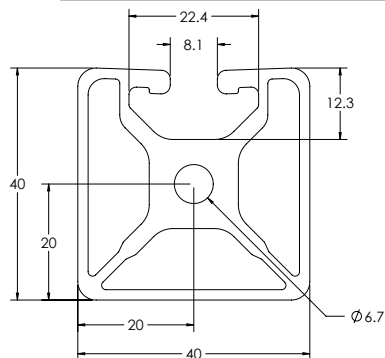


* Charts based on allowable loads related to yield strength with a margin of safety equal to five.

» For deflection equations see page 10

TS40-40LM MONO

Clear Anodized - 650059



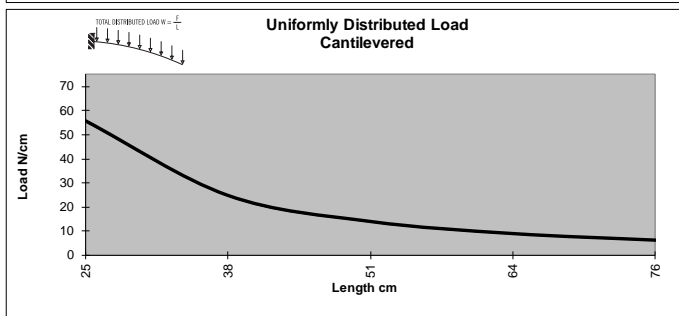
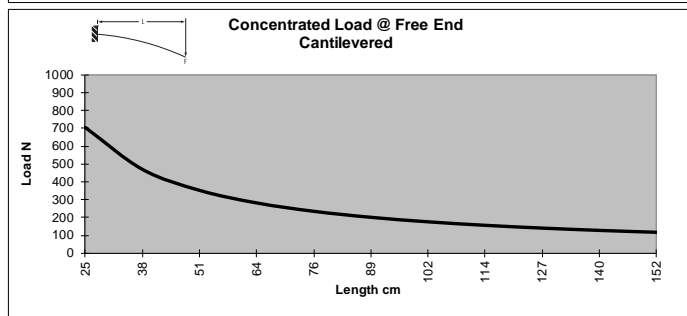
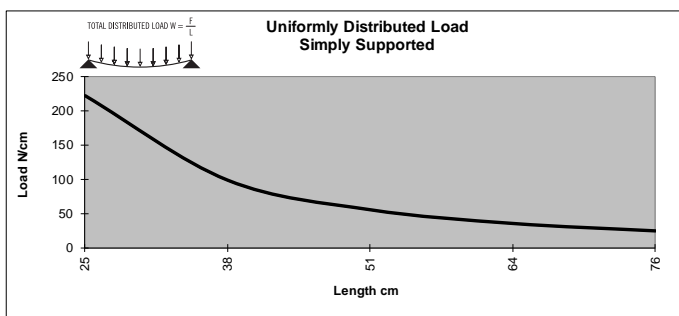
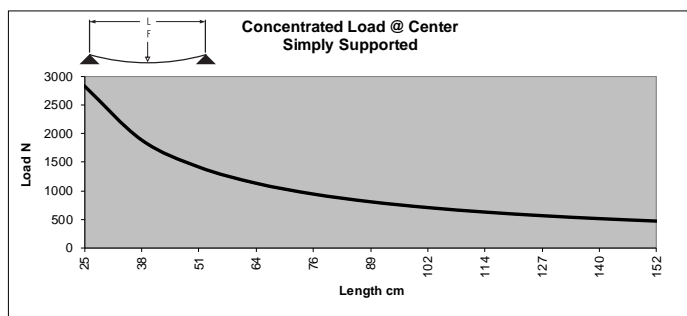
SPECIFICATIONS

Length	240" (6 m)
Weight	1.145 lbs/ft (1.703 kg/m)
Estimated Area	0.954 in ² (6.154 cm ²)
Moment of Inertia	0.216 I _x = in ⁴ (8.909 cm ⁴)
	0.212 I _y = in ⁴ (8.824 cm ⁴)

MACHINING SERVICES

CTL	660003
Single Access Hole	660028
Single Anchor Fastener	660020
Tap 5/16 - 18	660034
Tap M8	660033

BEAM SELECTION BY LOAD AND LENGTH



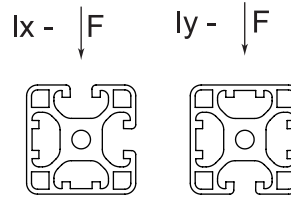
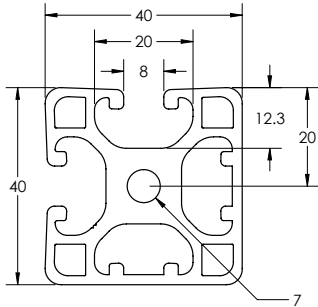
* Charts based on allowable loads related to yield strength with a margin of safety equal to five.

» For deflection equations see page 10

Metric Extrusions

TS40-40LM BISLOT AD

Clear Anodized - 650052



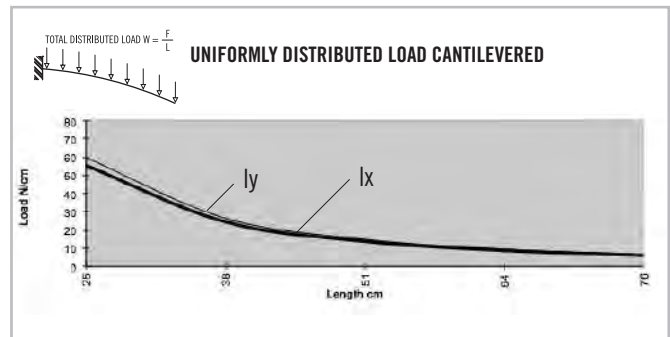
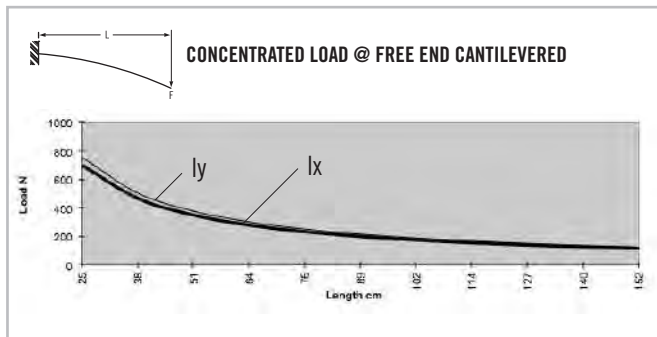
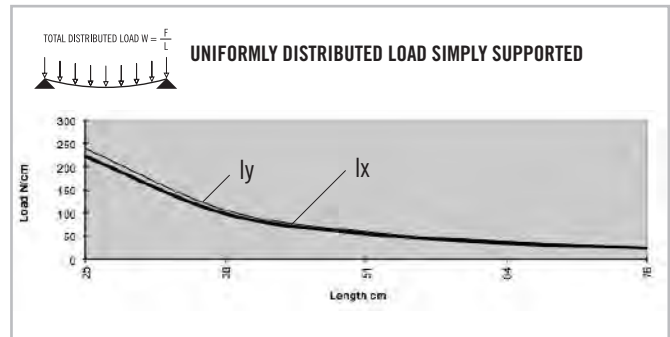
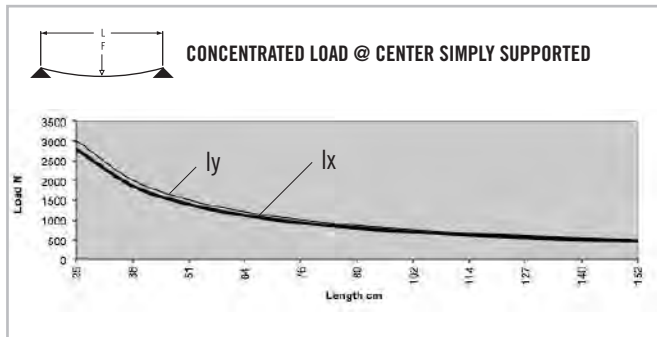
SPECIFICATIONS

Length240" (6 m)
Weight	1.265 lbs/ft (1.887 kg/m)
Estimated Area	1.057 in ² (6.817 cm ²)
Moment of Inertia	$I_x=0.214 \text{ in}^4$ (8.900 cm ⁴)
	$I_y=0.231 \text{ in}^4$ (9.610 cm ⁴)

MACHINING SERVICES

CTL	660003
Single Access Hole	660028
Single Anchor Fastener	660020
Tap 5/16 - 18	660034
Tap M8	660033

BEAM SELECTION BY LOAD AND LENGTH

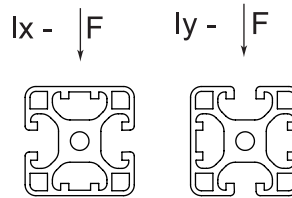
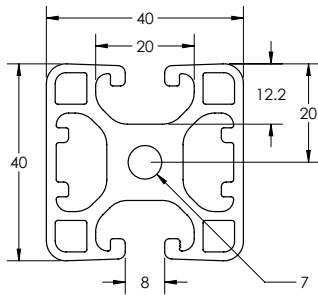


* Charts based on allowable loads related to yield strength with a margin of safety equal to five.

» For deflection equations see page 10

TS40-40LM BISLOT OPP

Clear Anodized - 650051



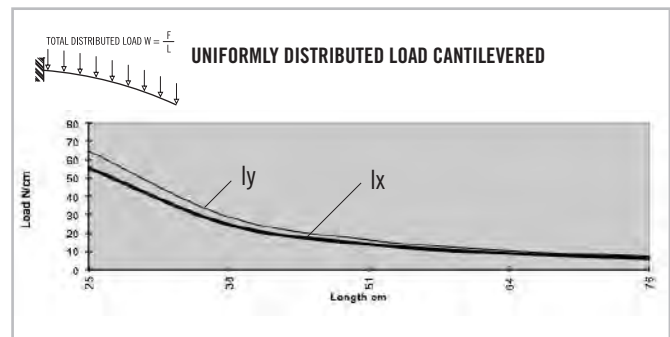
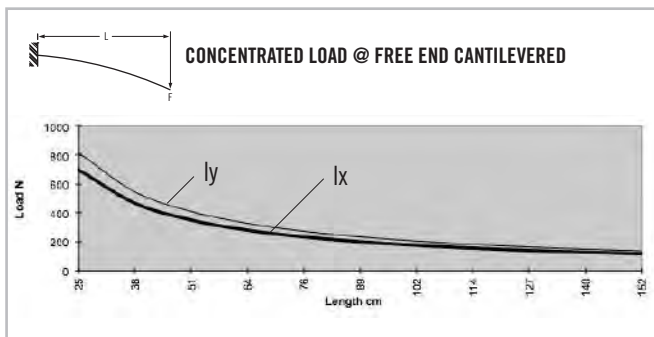
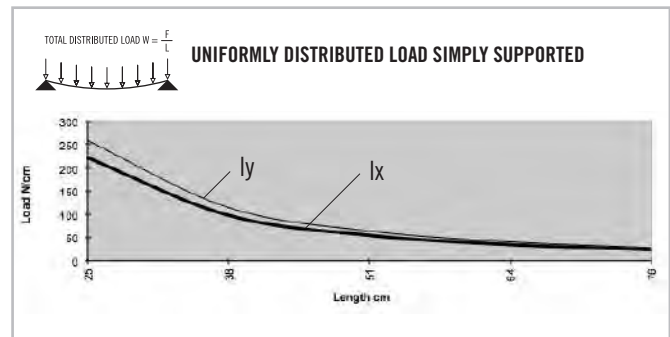
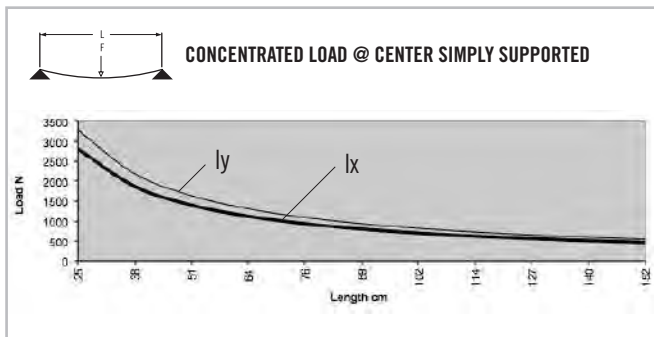
SPECIFICATIONS

Length	240" (6 m)
Weight	1.267 lbs/ft (1.886 kg/m)
Estimated Area	1.056 in ² (6.816 cm ²)
Moment of Inertia	$I_x=0.214 \text{ in}^4$ (8.900 cm ⁴)
	$I_y=0.250 \text{ in}^4$ (10.427 cm ⁴)

MACHINING SERVICES

CTL	660003
Single Access Hole	660028
Single Anchor Fastener	660020
Tap 5/16 - 18	660034
Tap M8	660033

BEAM SELECTION BY LOAD AND LENGTH



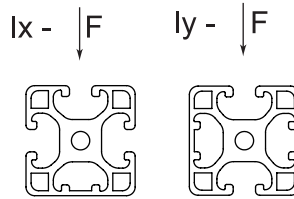
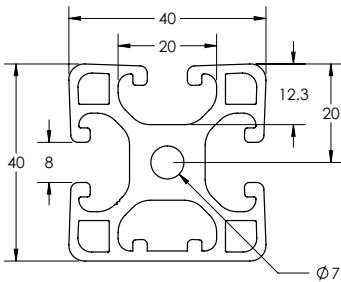
* Charts based on allowable loads related to yield strength with a margin of safety equal to five.

» For deflection equations see page 10

Metric Extrusions

TS40-40ML TRISLOT

Clear Anodized - 650056



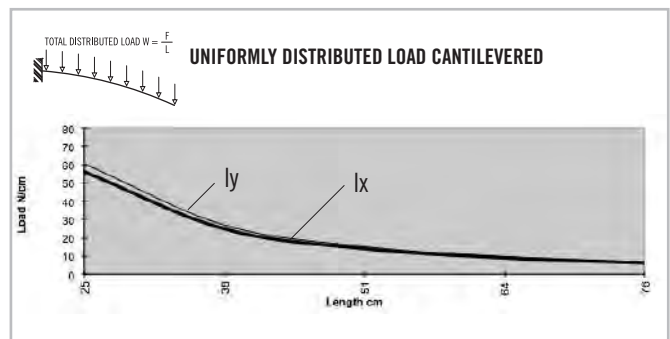
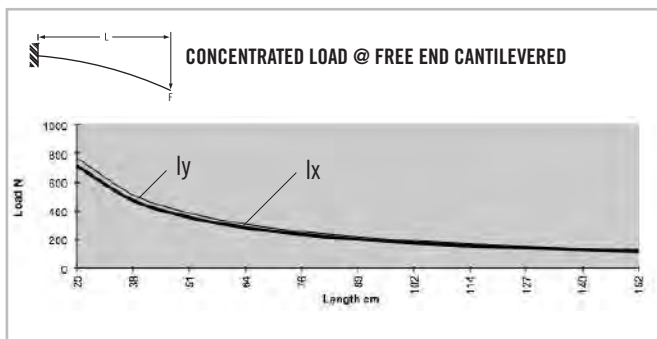
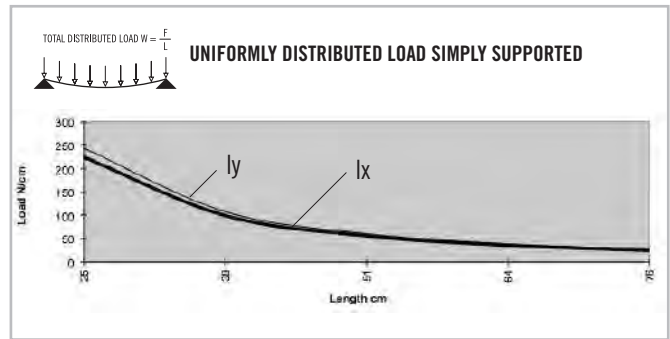
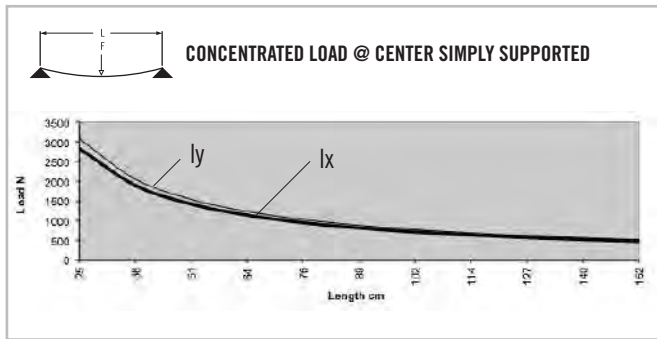
SPECIFICATIONS

Length	240" (6 m)
Weight	1.228 lbs/ft (1.827 kg/m)
Estimated Area	1.023 (6.600 cm ²)
Moment of Inertia	I _x =0.217 in ⁴ (9.032 cm ⁴) I _y =0.235 in ⁴ (9.781 cm ⁴)

MACHINING SERVICES

CTL	660003
Single Access Hole	660028
Single Anchor Fastener	660020
Tap 5/16 - 18	660034
Tap M8	660033

BEAM SELECTION BY LOAD AND LENGTH

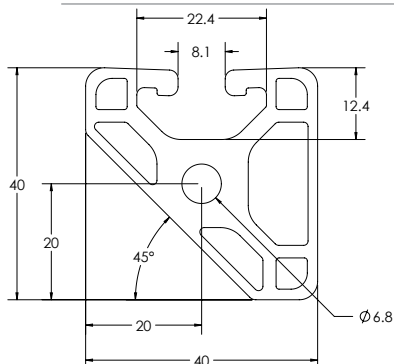


* Charts based on allowable loads related to yield strength with a margin of safety equal to five.

» For deflection equations see page 10

TS40-45LM MONO

Clear Anodized - 650057



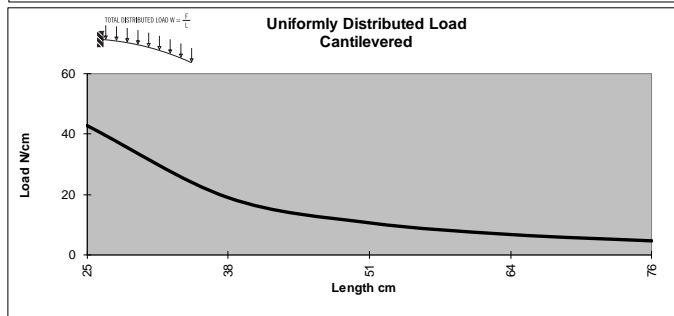
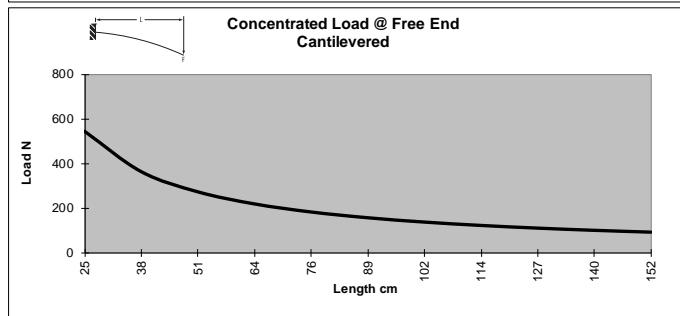
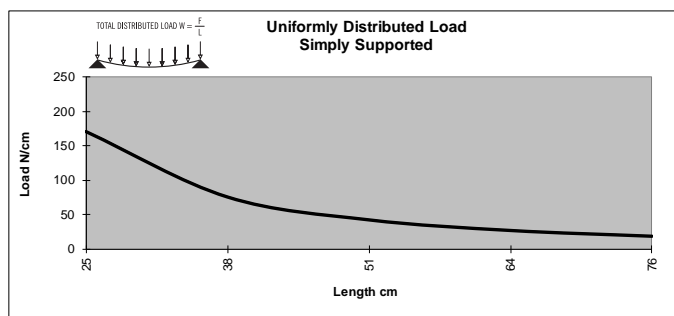
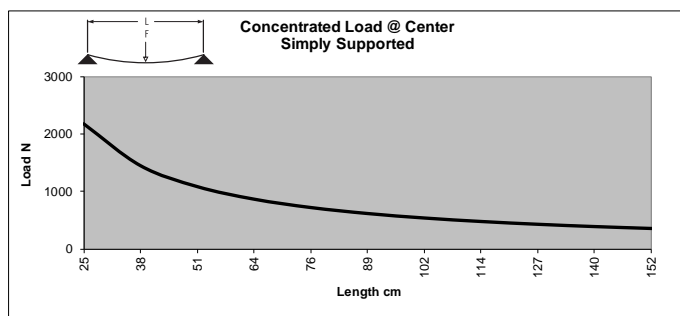
SPECIFICATIONS

Length	144" (3.6 m)
Weight	1.058 lbs/ft (1.574 kg/m)
Estimated Area	0.881 in ² (5.683 cm ²)
Moment of Inertia	0.166 I _x = in ⁴ (6.909 cm ⁴)
	0.166 I _y = in ⁴ (6.909 cm ⁴)

MACHINING SERVICES

CTL	660003
Single Access Hole	660028
Single Anchor Fastener	660020
Tap 5/16 - 18	660034
Tap M8	660033

BEAM SELECTION BY LOAD AND LENGTH



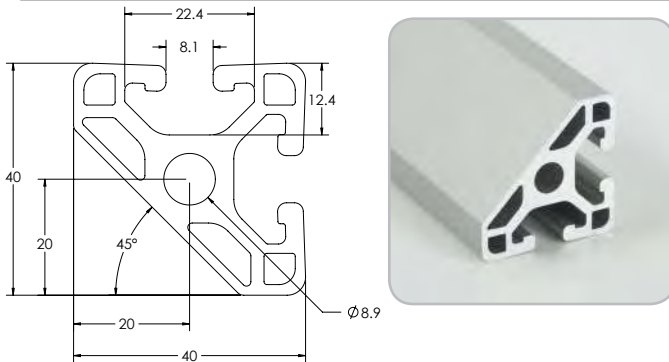
* Charts based on allowable loads related to yield strength with a margin of safety equal to five.

» For deflection equations see page 10

Metric Extrusions

TS40-45LM BISLOT

Clear Anodized - 650058



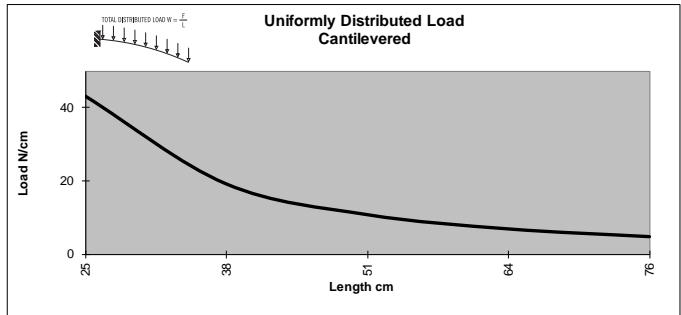
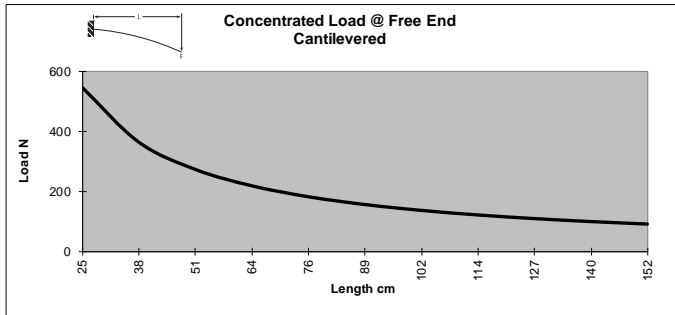
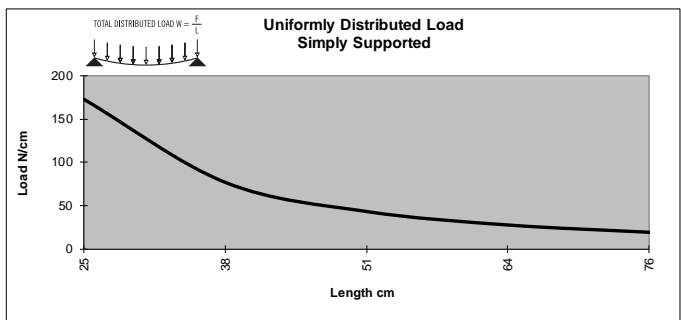
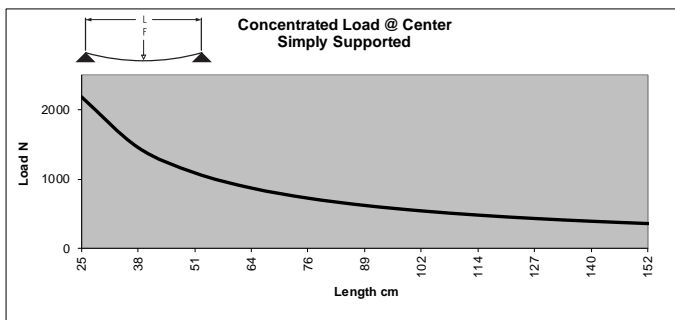
SPECIFICATIONS

Length	144" (3.36 m)
Weight	1.058 lbs/ft (1.574 kg/m)
Estimated Area	0.885 in ² (5.709 cm ²)
Moment of Inertia	0.166 I _x = in ⁴ (6.909 cm ⁴)
	0.166 I _y = in ⁴ (6.909 cm ⁴)

MACHINING SERVICES

CTL	660003
Single Access Hole	660028
Single Anchor Fastener	660020
Tap 3/8-16	660009
Tap M10	660121

BEAM SELECTION BY LOAD AND LENGTH

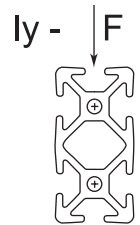
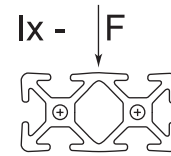

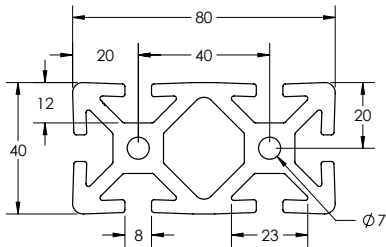


* Charts based on allowable loads related to yield strength with a margin of safety equal to five.

» For deflection equations see page 10

TS40-80M

Clear Anodized - 650036
Black Anodized - 650136



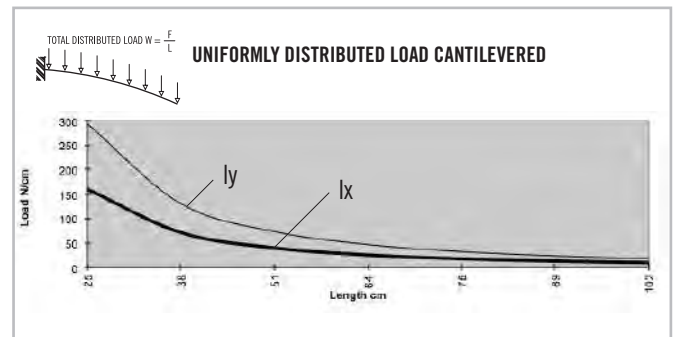
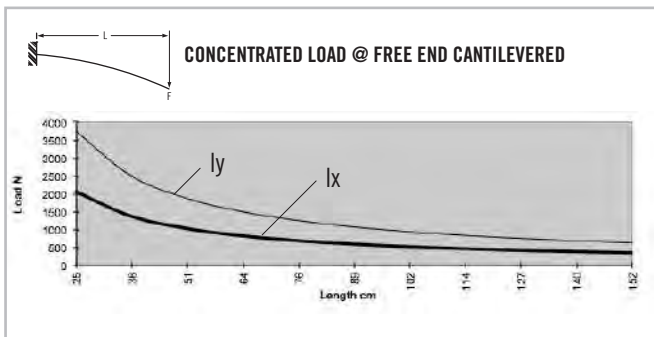
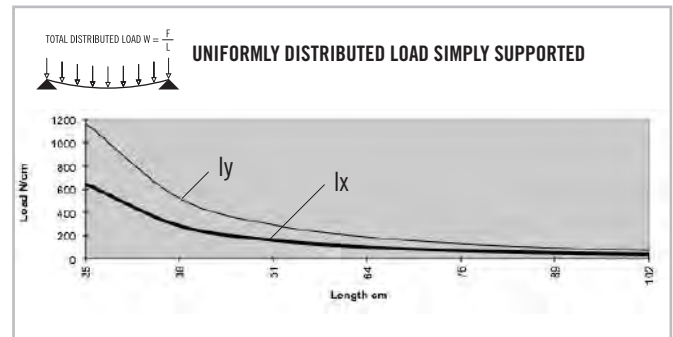
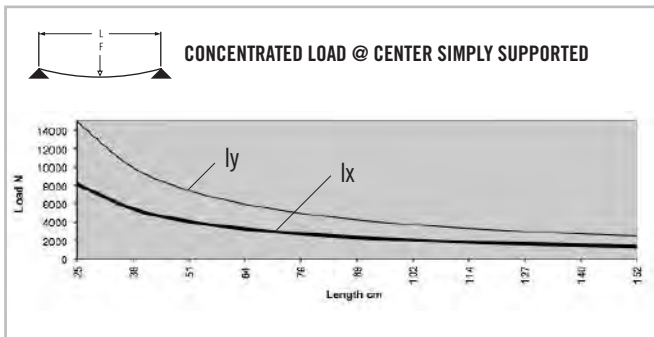
SPECIFICATIONS

Length	240" (6 m)
Weight	2.851 lbs/ft (4.243 kg/m)
Estimated Area	2.423 in ² (15.632 cm ²)
Moment of Inertia	$I_x = .621 \text{ in}^4$ (25.848 cm ⁴) $I_y = 2.271 \text{ in}^4$ (94.526 cm ⁴)

MACHINING SERVICES

CTL	660006
Single Access Hole	660028
Single Anchor Fastener	660020
Tap 5/16 - 18	660024
Tap M8	660027

BEAM SELECTION BY LOAD AND LENGTH



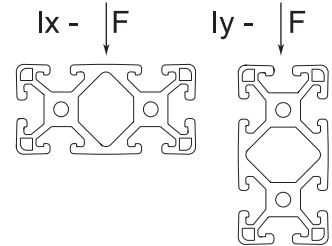

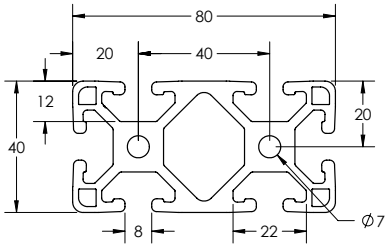
* Charts based on allowable loads related to yield strength with a margin of safety equal to five.

» For deflection equations see page 10

Metric Extrusions

TS40-80LM

Clear Anodized - **650037**
 Black Anodized - **650137**



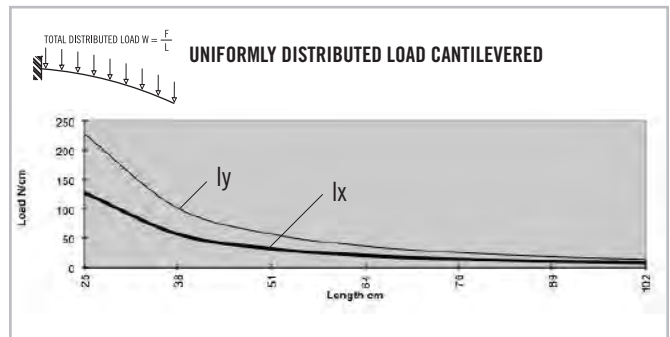
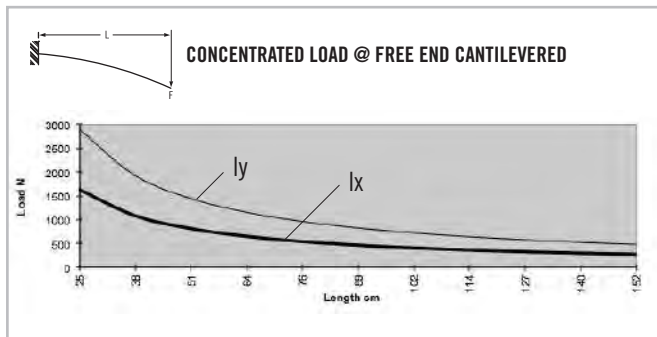
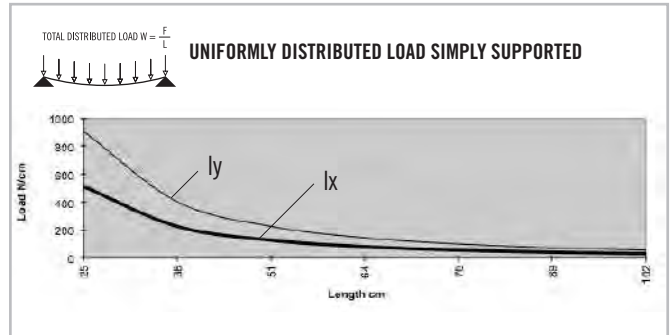
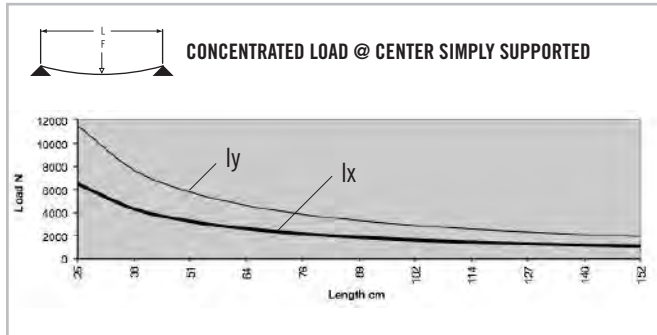
SPECIFICATIONS

Length	240" (6 m)
Weight	2.352 lbs/ft (3.500 kg/m)
Estimated Area	2.021 in ² (12.981 cm ²)
Moment of Inertia	$I_x = 495 \text{ in}^4$ (20.603 cm ⁴) $I_y = 1.761 \text{ in}^4$ (73.298 cm ⁴)

MACHINING SERVICES

CTL	660006
Single Access Hole	660028
Single Anchor Fastener	660020
Tap 5/16 - 18	660024
Tap M8	660027

BEAM SELECTION BY LOAD AND LENGTH

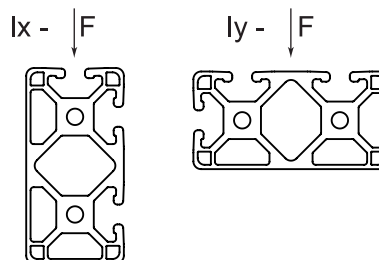
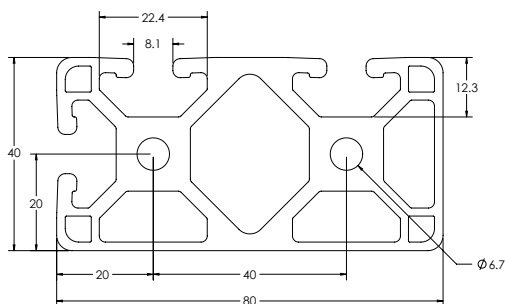


* Charts based on allowable loads related to yield strength with a margin of safety equal to five.

» For deflection equations see page 10

TS40-80LM 3 SLOT BIAD

Clear Anodized - 650065



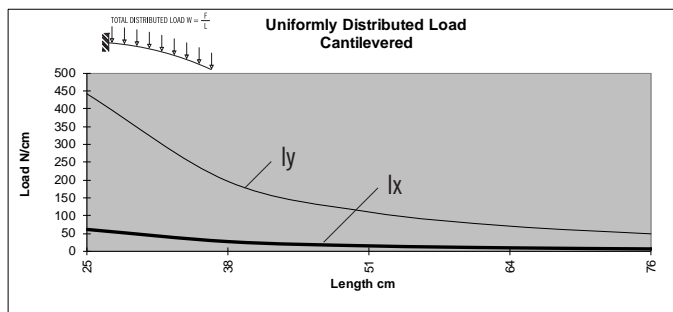
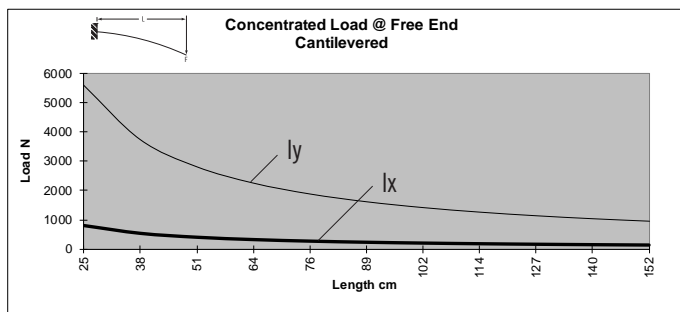
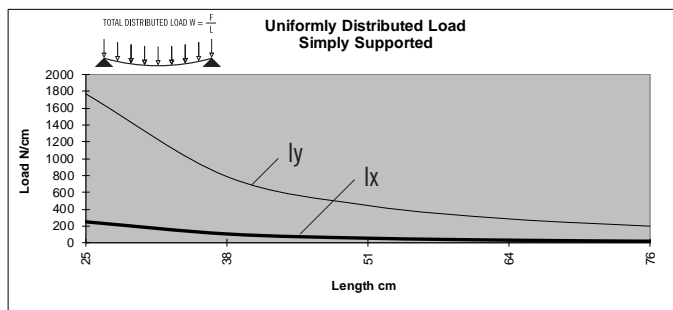
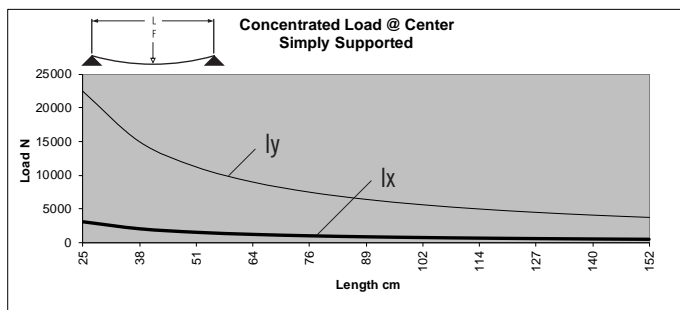
SPECIFICATIONS

Length	240" (6 m)
Weight	2.318 lbs/ft (3.449 kg/m)
Estimated Area	1.932 in ² (12.464 cm ²)
Moment of Inertia	0.481 I _x = in ⁴ (20.020 cm ⁴) 1.713 I _y = in ⁴ (71.300 cm ⁴)

MACHINING SERVICES

CTL	660006
Single Access Hole	660028
Single Anchor Fastener	660020
Tap 5/16 - 18	660024
Tap M8	660027

BEAM SELECTION BY LOAD AND LENGTH



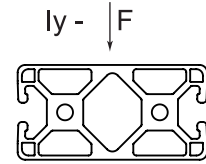
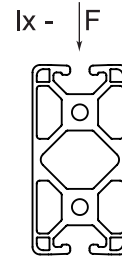
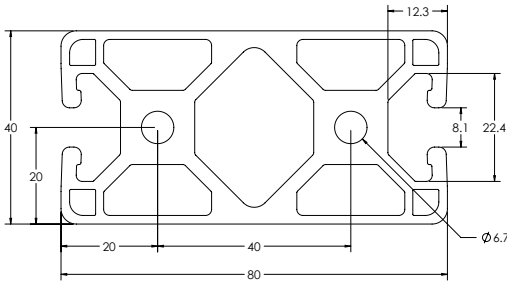
* Charts based on allowable loads related to yield strength with a margin of safety equal to five.

» For deflection equations see page 10

Metric Extrusions

TS40-80LM 2 SLOT BIOPP

Clear Anodized - 650066



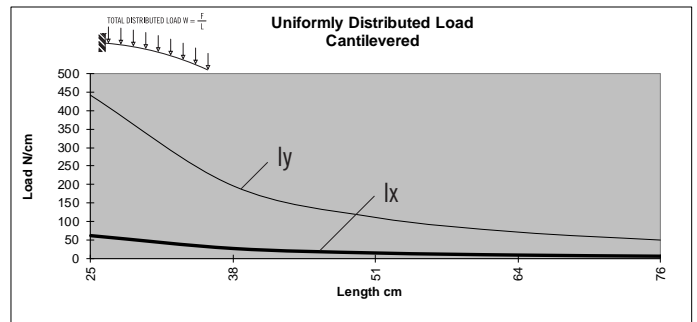
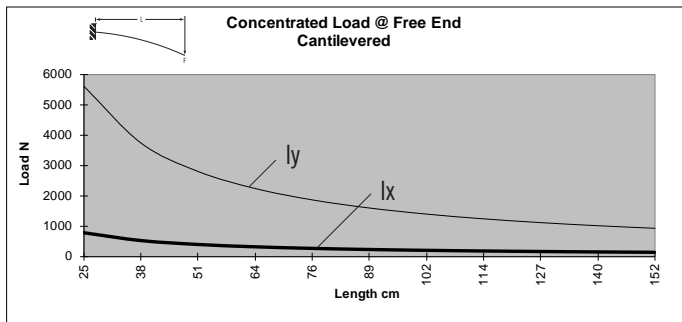
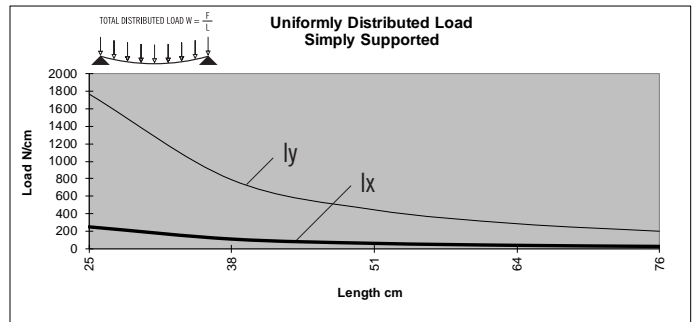
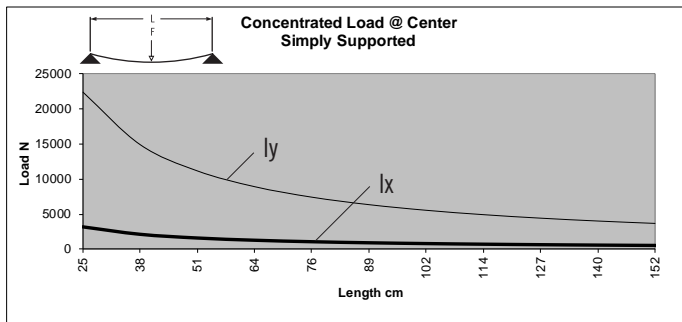
SPECIFICATIONS

Length	240" (6 m)
Weight	2.303 lbs/ft (3.427 kg/m)
Estimated Area	1.919 in ² (12.380 cm ²)
Moment of Inertia	0.479 I _x = in ⁴ (19.937 cm ⁴) 1.712 I _y = in ⁴ (71.258 cm ⁴)

MACHINING SERVICES

CTL	660006
Single Access Hole	660028
Single Anchor Fastener	660020
Tap 5/16 - 18	660024
Tap M8	660027

BEAM SELECTION BY LOAD AND LENGTH

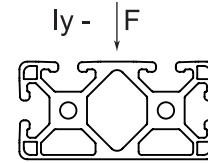
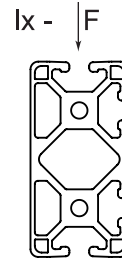

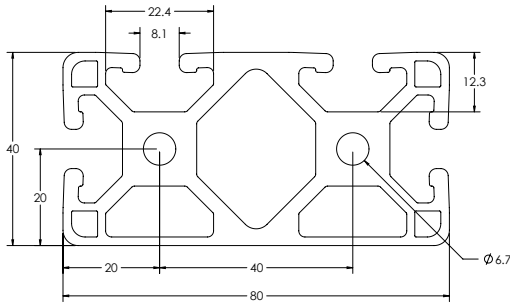


* Charts based on allowable loads related to yield strength with a margin of safety equal to five.

» For deflection equations see page 10

TS40-80LM 4 SLOT

Clear Anodized - 650067



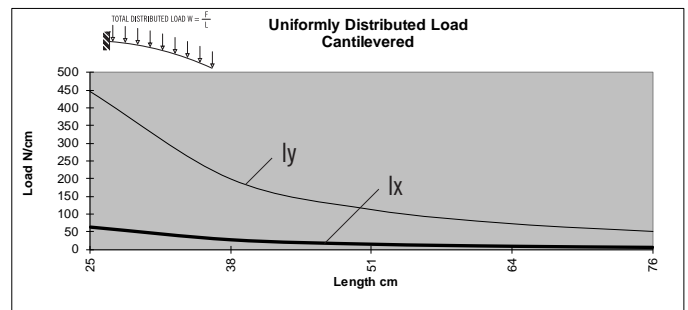
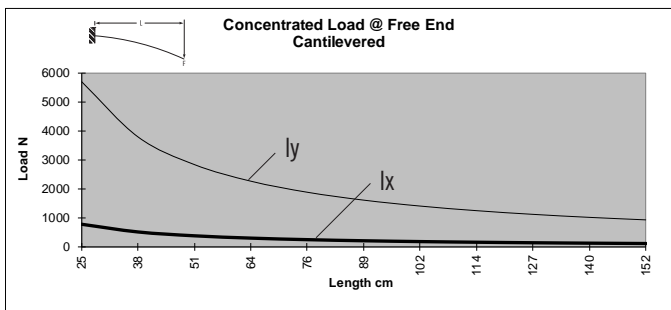
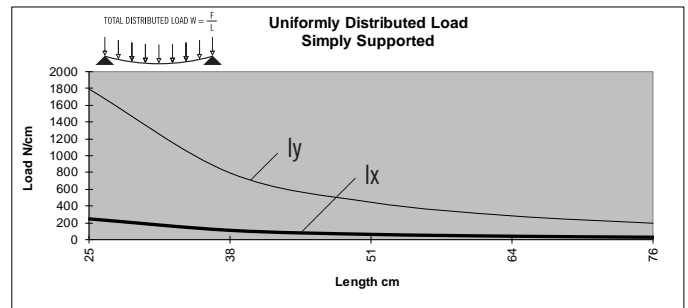
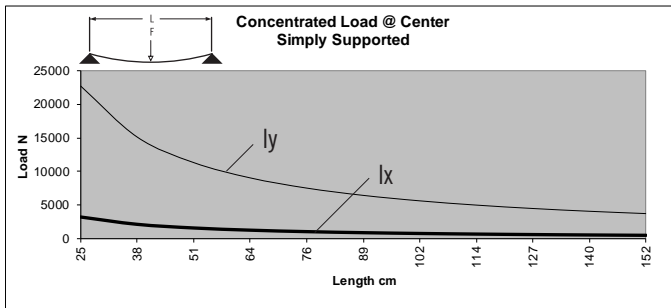
SPECIFICATIONS

Length	240" (6 m)
Weight	2.333 lbs/ft (3.471 kg/m)
Estimated Area	1.944 in ² (12.541 cm ²)
Moment of Inertia	0.484 I _x = in ⁴ (20.145 cm ⁴) 1.733 I _y = in ⁴ (72.132 cm ⁴)

MACHINING SERVICES

CTL	660006
Single Access Hole	660028
Single Anchor Fastener	660020
Tap 5/16 - 18	660024
Tap M8	660027

BEAM SELECTION BY LOAD AND LENGTH



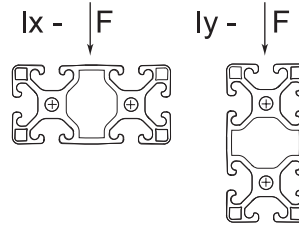
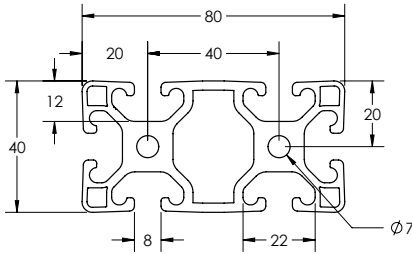
* Charts based on allowable loads related to yield strength with a margin of safety equal to five.

» For deflection equations see page 10

Metric Extrusions

TS40-80VLM

Clear Anodized - 650038



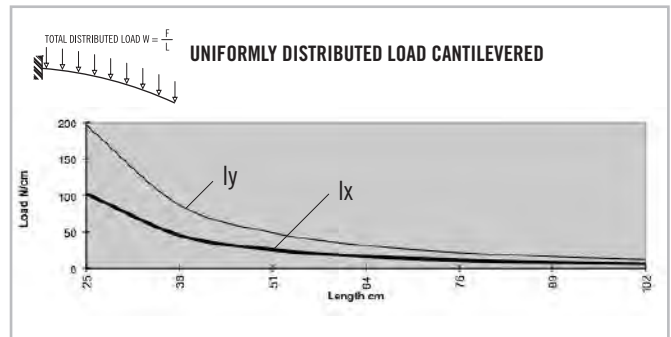
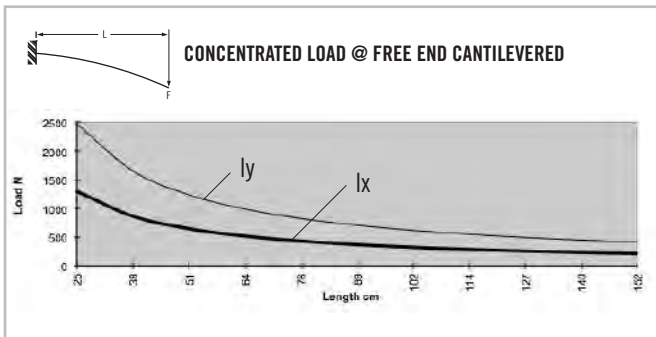
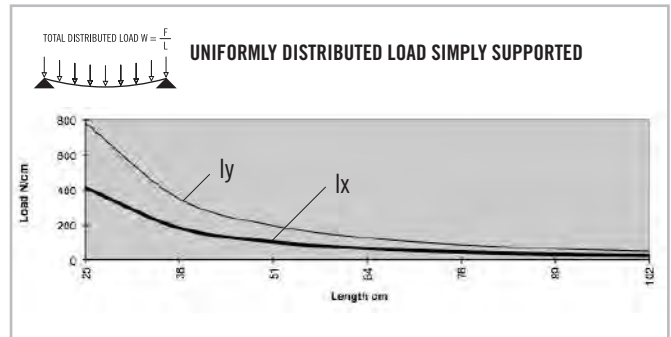
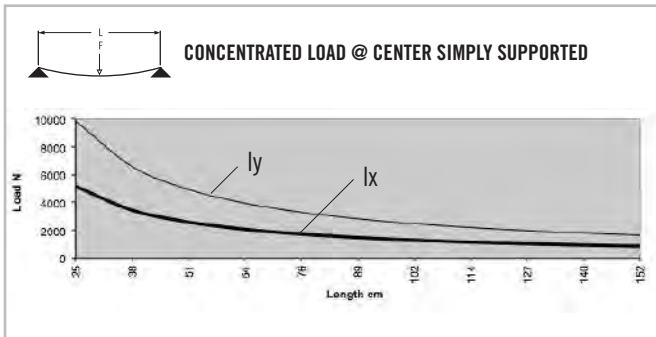
SPECIFICATIONS

Length	240" (6 m)
Weight	2.082 lbs/ft (3.098 kg/m)
Estimated Area	1.661 in ² (10.716 cm ²)
Moment of Inertia	I _x =.396 in ⁴ (16.48 cm ⁴) I _y =1.513 in ⁴ (62.98 cm ⁴)

MACHINING SERVICES

CTL	660006
Single Access Hole	660028
Single Anchor Fastener	660020
Tap 5/16 - 18	660024
Tap M8	660027

BEAM SELECTION BY LOAD AND LENGTH

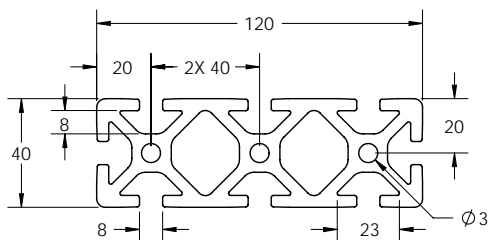


* Charts based on allowable loads related to yield strength with a margin of safety equal to five.

» For deflection equations see page 10

TS40-120M

Clear Anodized - 650022



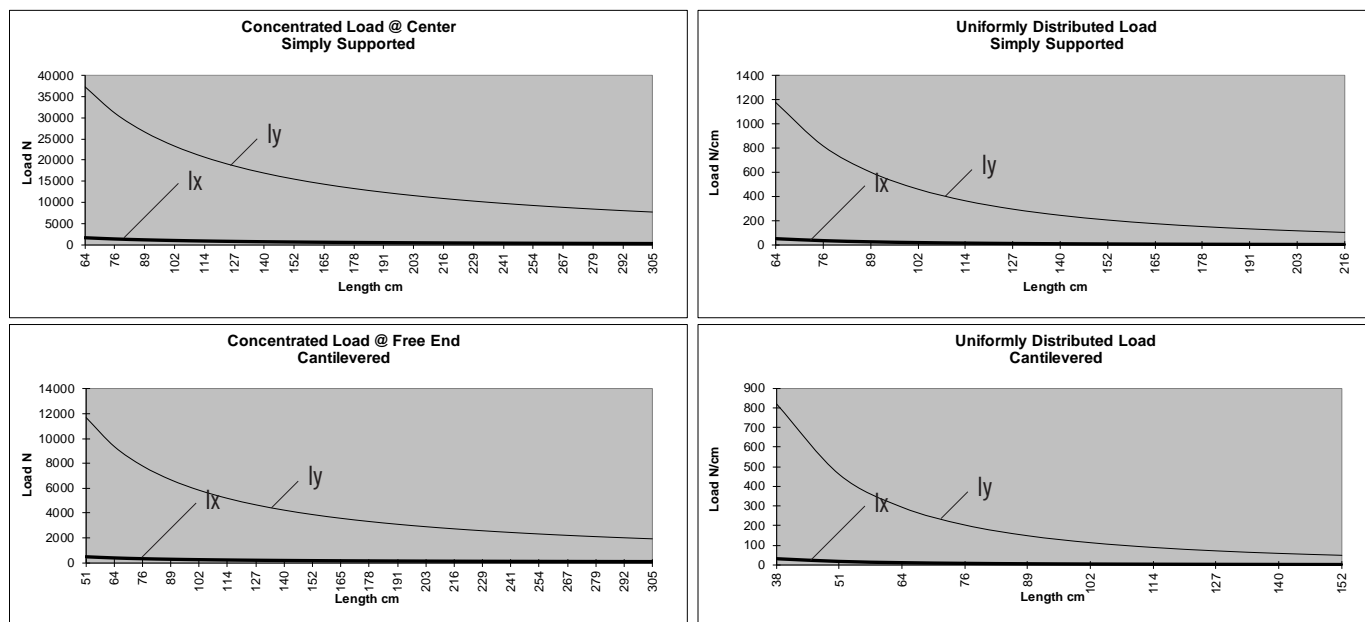
SPECIFICATIONS

Length	240" (6 m)
Weight	4.130 lbs/ft (6.146 kg/m)
Estimated Area	3.442 in ² (22.206 cm ²)
Moment of Inertia	$I_x = .879 \text{ in}^4$ (36.586 cm ⁴)
	$I_y = 7.132 \text{ in}^4$ (296.85 cm ⁴)

MACHINING SERVICES

CTL	660007
Single Access Hole	660028
Single Anchor Fastener	660020
Tap 5/16 - 18	660010
Tap M8	660011

BEAM SELECTION BY LOAD AND LENGTH




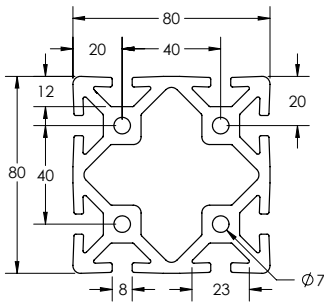
* Charts based on allowable loads related to yield strength with a margin of safety equal to five.

» For deflection equations see page 10

Metric Extrusions

TS80-80M

Clear Anodized - **650039**
 Black Anodized - **650139**



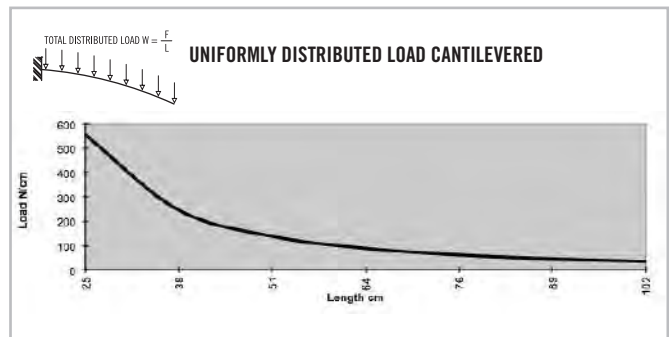
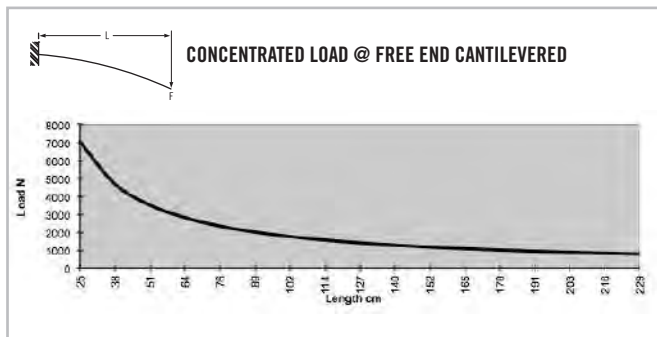
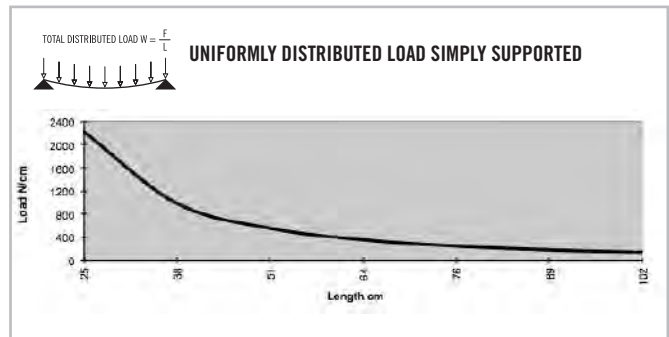
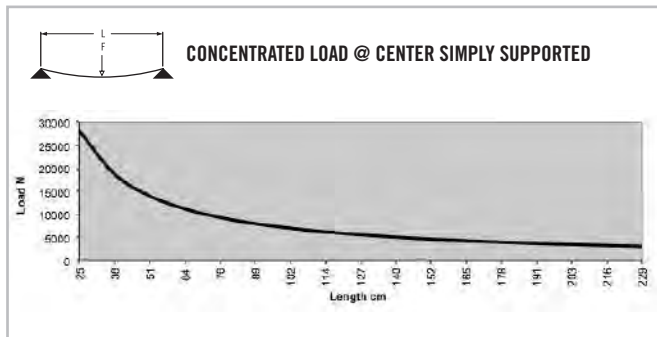
SPECIFICATIONS

Length	240" (6 m)
Weight	4.488 lbs/ft (6.679 kg/m)
Estimated Area	4.006 in ² (25.845 cm ²)
Moment of Inertia	I _x =4.289 in ⁴ (178.522 cm ⁴) I _y =4.289 in ⁴ (178.522 cm ⁴)

MACHINING SERVICES

CTL	660013
Single Access Hole	660028
Single Anchor Fastener	660020
Tap 5/16 - 18	660031
Tap M8	660032

BEAM SELECTION BY LOAD AND LENGTH

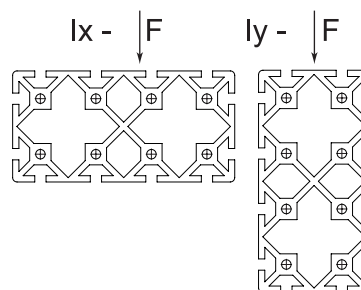

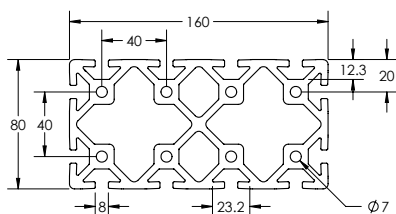


* Charts based on allowable loads related to yield strength with a margin of safety equal to five.

» For deflection equations see page 10

TS80-160M

Clear Anodized - 650064



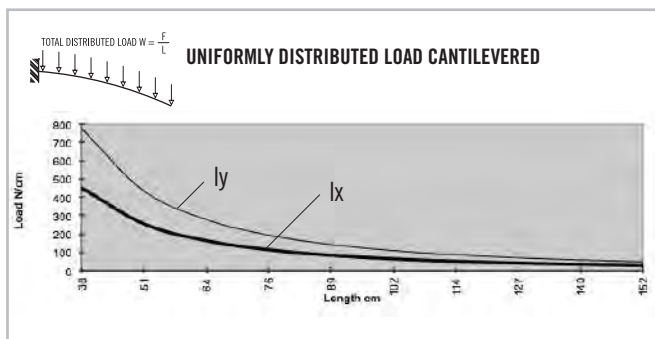
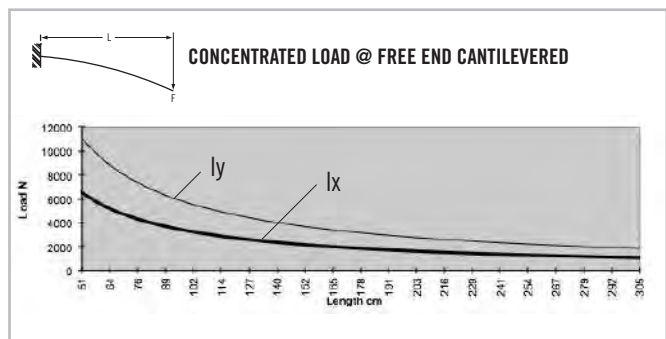
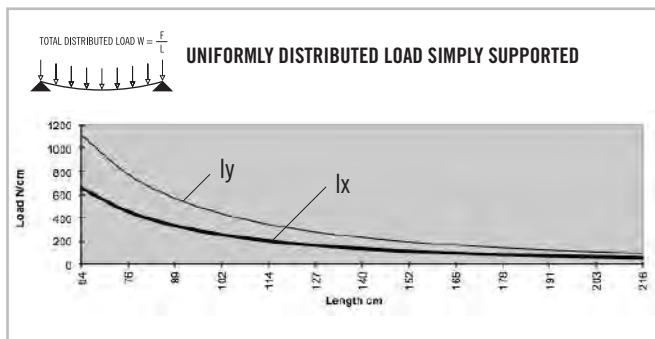
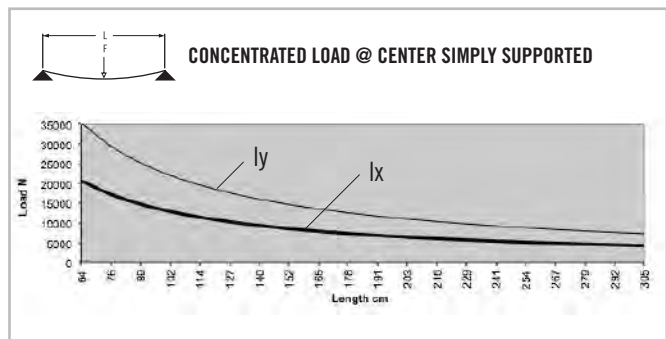
SPECIFICATIONS

Length	240" (6 m)
Weight	8.384 lbs/ft (12.477 kg/m)
Estimated Area	6.987 in ² (45.077 cm ²)
Moment of Inertia	Ix=7.901 in ⁴ (328.864 cm ⁴) Iy=26.973 in ⁴ (1112.701 cm ⁴)

MACHINING SERVICES

CTL	660008
Single Access Hole	660028
Single Anchor Fastener	660020
Tap 5/16 - 18	660012
Tap M8	660014

BEAM SELECTION BY LOAD AND LENGTH



* Charts based on allowable loads related to yield strength with a margin of safety equal to five.

» For deflection equations see page 10

CONTENT

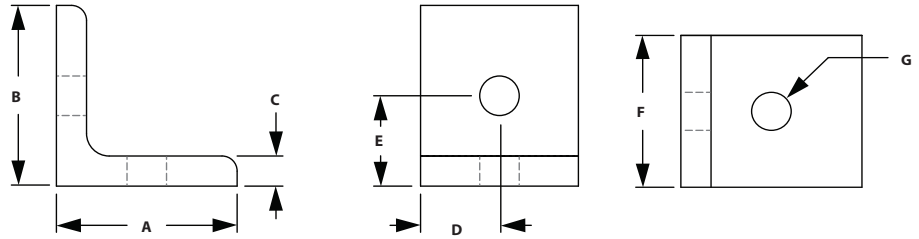

03 TSLOTS Brackets

Corner Brackets & Gussets	362-368
Joining Strips & Plates.....	369-371
Tee Joining Plates.....	371-375

03 BRACKETS METRIC

Metric Brackets

2 HOLE INSIDE CORNER BRACKET

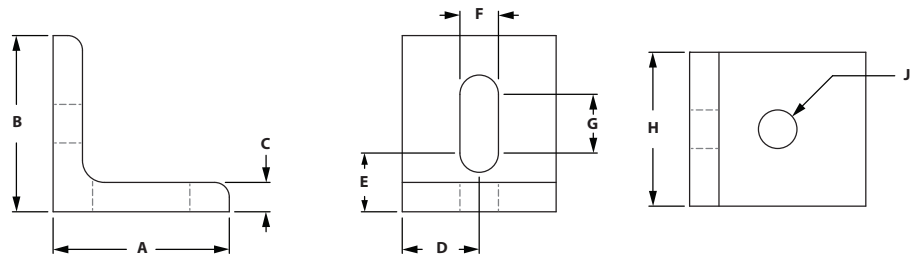


ITEM#	SERIES	A	B	C	D	E	F	G
664005	40	38.10mm	38.10mm	6.35mm	18.00mm	20.00mm	36.00mm	8.33mm

RECOMMENDED FASTENERS

ITEM#	SERIES	QTY	BOLT	TNUT
651506	40	2	M8 x 16mm BHSCS	Economy

2 HOLE SLOTTED CORNER BRACKET

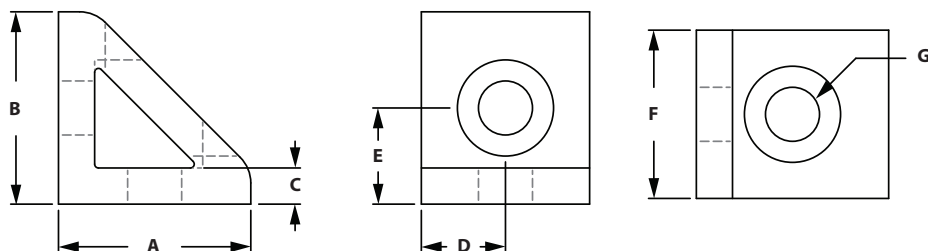



ITEM#	SERIES	A	B	C	D	E	F	G	H	J
664003	40	38.10mm	38.10mm	6.35mm	18.00mm	14.00mm	8.33mm	14.00mm	36.00mm	8.33mm

RECOMMENDED FASTENERS

ITEM#	SERIES	QTY	BOLT	TNUT
651506	40	2	M8 x 16mm BHSCS	Economy

2 HOLE INSIDE CORNER GUSSET




ITEM#	SERIES	A	B	C	D	E	F	G
664006	40	38.10mm	38.10mm	6.35mm	18.00mm	20.00mm	36.00mm	8.33mm

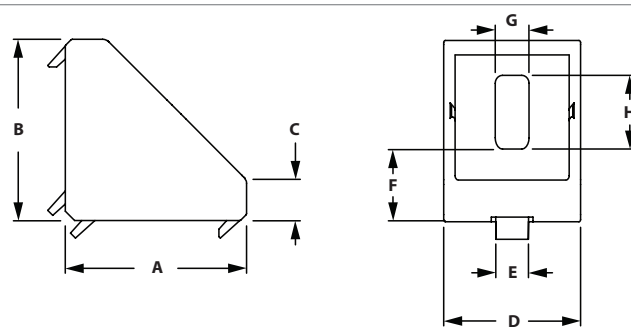
RECOMMENDED FASTENERS

ITEM#	SERIES	QTY	BOLT	TNUT
651506	40	2	M8 x 16mm BHSCS	Economy

2 HOLE CORNER GUSSET



◦ Die-cast aluminum



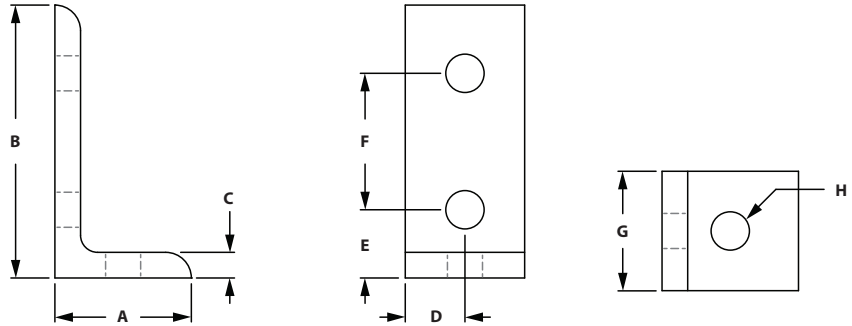
ITEM#	SERIES	A	B	C	D	E	F	G	H
671728	20	18.00mm	18.00mm	3.00mm	18.00mm	5.00mm	7.00mm	4.30mm	7.00mm

RECOMMENDED FASTENERS

ITEM#	SERIES	QTY	DESCRIPTION
651615	20	2	M5 x 8mm BHSCS
651551	20	2	M5 Drop-In Tnut

Metric Brackets

3 HOLE INSIDE CORNER BRACKET

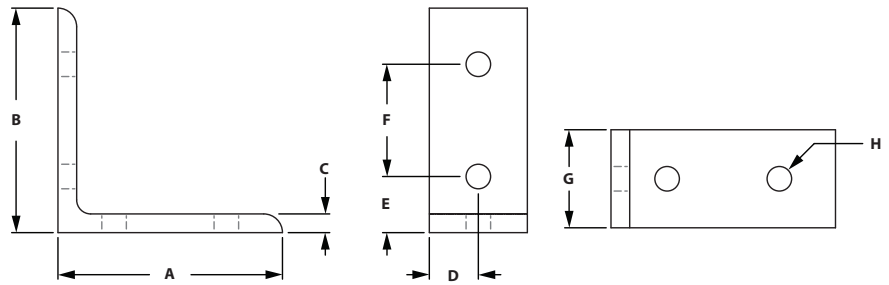


ITEM#	SERIES	A	B	C	D	E	F	G	H
664007	40	38.10mm	76.20mm	6.35mm	18.00mm	20.00mm	40.00mm	36.00mm	8.33mm

RECOMMENDED FASTENERS

ITEM#	SERIES	QTY	BOLT	TNUT
651506	40	3	M8 x 16mm BHSCS	Economy

4 HOLE VERTICAL INSIDE CORNER BRACKET

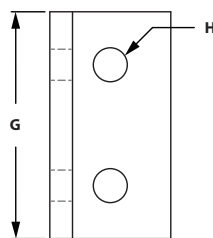
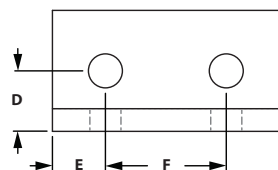
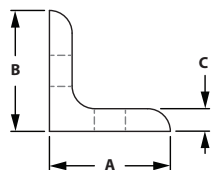


ITEM#	SERIES	A	B	C	D	E	F	G	H
664004	40	76.20mm	76.20mm	6.35mm	18.00mm	20.00mm	40.00mm	36.00mm	8.33mm

RECOMMENDED FASTENERS

ITEM#	SERIES	QTY	BOLT	TNUT
651506	40	4	M8 x 16mm BHSCS	Economy

4 HOLE HORIZONTAL INSIDE CORNER BRACKET

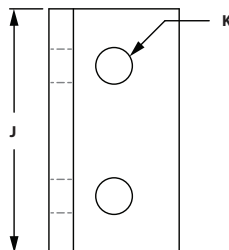
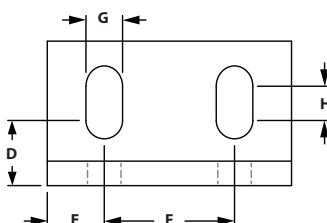
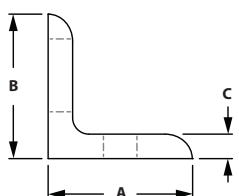


ITEM#	SERIES	A	B	C	D	E	F	G	H
664001	40	38.10mm	38.10mm	6.35mm	20.00mm	18.00mm	40.00mm	76.00mm	8.33mm

RECOMMENDED FASTENERS

ITEM#	SERIES	QTY	BOLT	TNUT
651506	40	4	M8 x 16mm BHSCS	Economy

4 HOLE HORIZONTAL SLOTTED INSIDE CORNER BRACKET



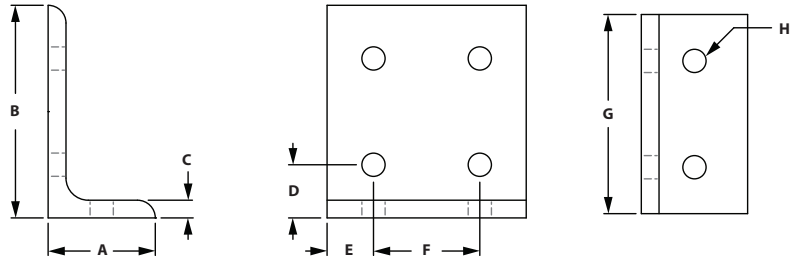
ITEM#	SERIES	A	B	C	D	E	F	G	H	J	K
659060	40	40.00mm	40.00mm	6.35mm	14.00mm	18.00mm	40.00mm	8.30mm	14.00mm	76.00mm	8.30mm

RECOMMENDED FASTENERS

ITEM#	SERIES	QTY	BOLT	TNUT
651506	40	4	M8 x 16mm BHSCS	Economy

Metric Brackets

6 HOLE VERTICAL INSIDE CORNER BRACKET

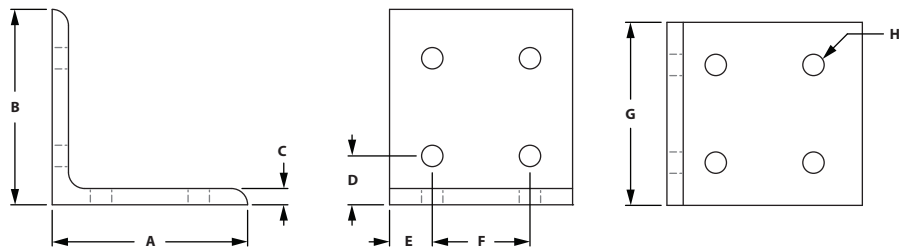


ITEM#	SERIES	A	B	C	D	E	F	G	H
664038	40	38.10mm	76.20mm	6.35mm	20.00mm	18.00mm	40.00mm	76.00mm	8.33mm

RECOMMENDED FASTENERS

ITEM#	SERIES	QTY	BOLT	TNUT
651506	40	6	M8 x 16mm BHSCS	Economy

8 HOLE VERTICAL INSIDE CORNER BRACKET

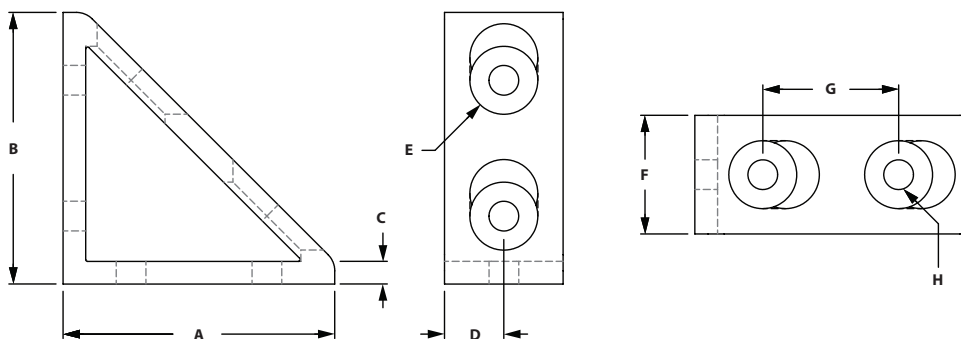


ITEM#	SERIES	A	B	C	D	E	F	G	H
664027	40	76.20mm	76.20mm	6.35mm	20.00mm	18.00mm	40.00mm	76.00mm	8.33mm

RECOMMENDED FASTENERS

ITEM#	SERIES	QTY	BOLT	TNUT
651506	40	8	M8 x 16mm BHSCS	Economy

4 HOLE VERTICAL INSIDE CORNER GUSSET




ITEM#	SERIES	A	B	C	D	E	F	G	H
664002	40	76.20mm	76.20mm	6.35mm	18.00mm	19.00mm	36.00mm	40.00mm	8.33mm

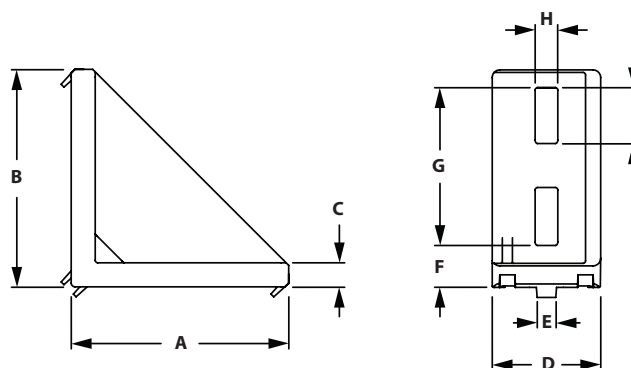
RECOMMENDED FASTENERS

ITEM#	SERIES	QTY	BOLT	TNUT
651506	40	4	M8 x 16mm BHSCS	Economy

4 HOLE CORNER GUSSET



◦ Die-cast aluminum



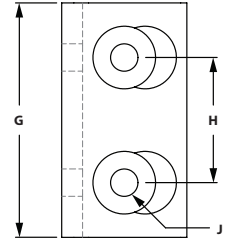
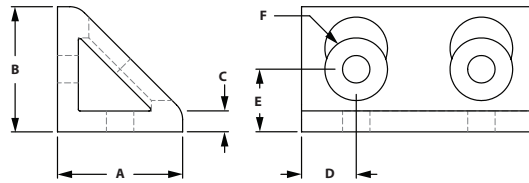
ITEM#	SERIES	A	B	C	D	E	F	G	H	J
671729	20	38.00mm	38.00mm	3.00mm	18.00mm	5.00mm	7.00mm	26.50mm	5.20mm	9.00mm

RECOMMENDED FASTENERS

ITEM#	SERIES	QTY	DESCRIPTION
651615	20	4	M5 x 8mm BHSCS
651551	20	4	M5 Drop-In Tnut

Metric Brackets

4 HOLE HORIZONTAL INSIDE CORNER GUSSET

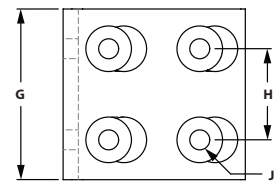
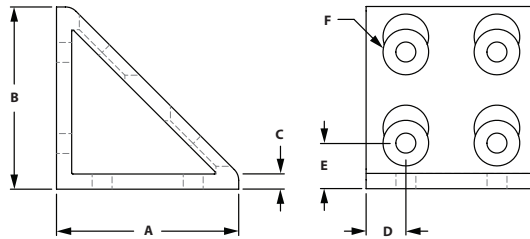


ITEM#	SERIES	A	B	C	D	E	F	G	H	J
664032	40	38.10mm	38.10mm	6.35mm	18.00mm	20.00mm	19.00mm	76.00mm	40.00mm	8.33mm

RECOMMENDED FASTENERS

ITEM#	SERIES	QTY	BOLT	TNUT
651506	40	4	M8 x 16mm BHSCS	Economy

8 HOLE VERTICAL INSIDE CORNER GUSSET

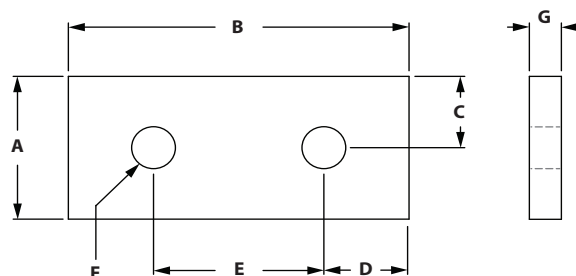


ITEM#	SERIES	A	B	C	D	E	F	G	H	J
664000	40	76.20mm	76.20mm	6.35mm	18.00mm	20.00mm	19.00mm	76.00mm	40.00mm	6.35mm

RECOMMENDED FASTENERS

ITEM#	SERIES	QTY	BOLT	TNUT
651506	40	8	M8 x 16mm BHSCS	Economy

2 HOLE JOINING STRIP

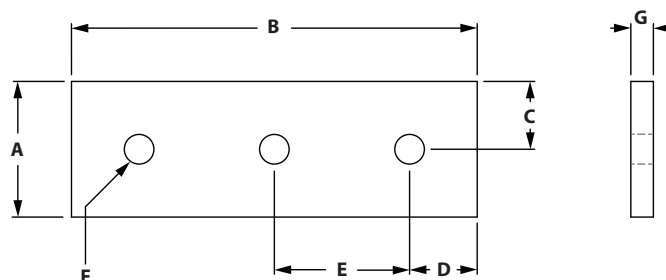


ITEM#	SERIES	A	B	C	D	E	F	G
671730	20	18.00mm	38.00mm	9.00mm	9.00mm	20.00mm	5.50mm	4.00mm
664057	40	38.10mm	76.20mm	19.00mm	18.11mm	40.00mm	8.33mm	6.35mm

RECOMMENDED FASTENERS

ITEM#	SERIES	QTY	BOLT	TNUT
651615 & 651551	20	2 EA	M5 x 8mm BHSCS	M5 Drop-In Tnut
651506	40	2	M8 x 16mm BHSCS	Economy

3 HOLE JOINING STRIP



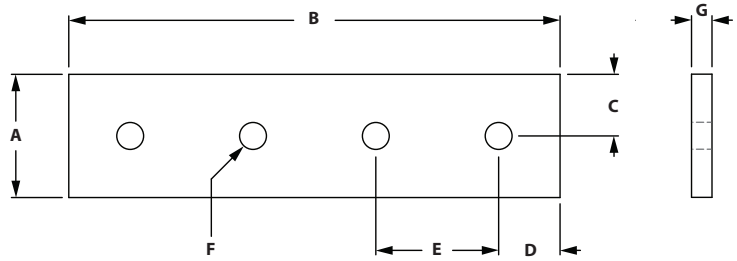
ITEM#	SERIES	A	B	C	D	E	F	G
664041	40	38.10mm	120.00mm	19.00mm	20.00mm	40.00mm	8.33mm	6.35mm

RECOMMENDED FASTENERS

ITEM#	SERIES	QTY	BOLT	TNUT
651506	40	3	M8 x 16mm BHSCS	Economy

Metric Brackets

4 HOLE JOINING STRIP

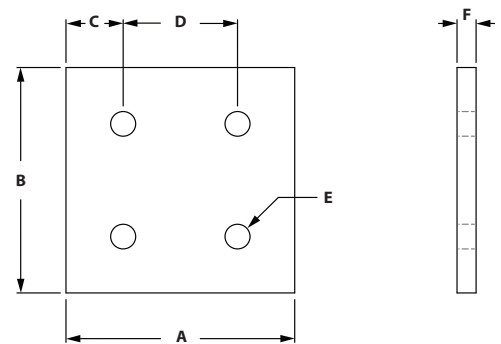


ITEM#	SERIES	A	B	C	D	E	F	G
664050	40	38.10mm	140.00mm	19.00mm	20.00mm	40.00mm	8.33mm	6.35mm

RECOMMENDED FASTENERS

ITEM#	SERIES	QTY	BOLT	TNUT
651506	40	4	M8 x 16mm BHSCS	Economy

4 HOLE JOINING PLATE

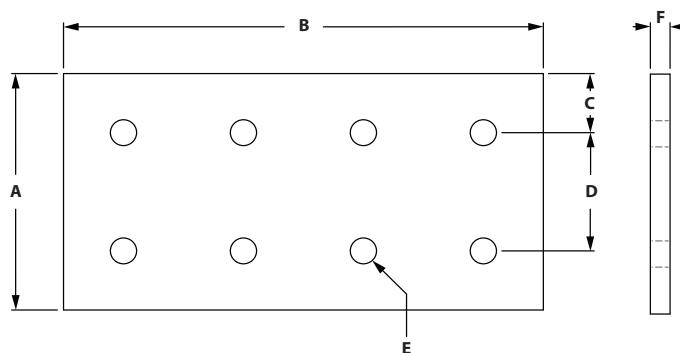


ITEM#	SERIES	A	B	C	D	E	F
664049	40	76.20mm	76.20mm	18.11mm	40.00mm	8.33mm	6.35mm

RECOMMENDED FASTENERS

ITEM#	SERIES	QTY	BOLT	TNUT
651506	40	4	M8 x 16mm BHSCS	Economy

8 HOLE JOINING PLATE

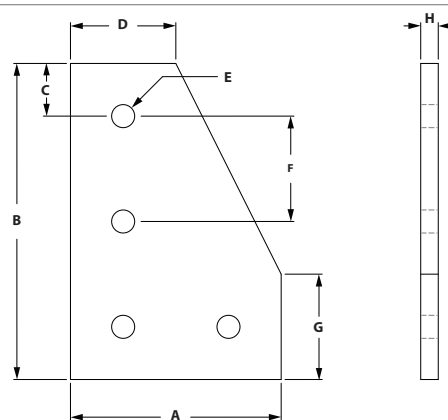


ITEM#	SERIES	A	B	C	D	E	F
659059	40	76.20mm	160.00mm	18.11mm	40.00mm	8.33mm	6.35mm

RECOMMENDED FASTENERS

ITEM#	SERIES	QTY	BOLT	TNUT
651506	40	8	M8 x 16mm BHSCS	Economy

4 Hole 90° JOINING PLATE



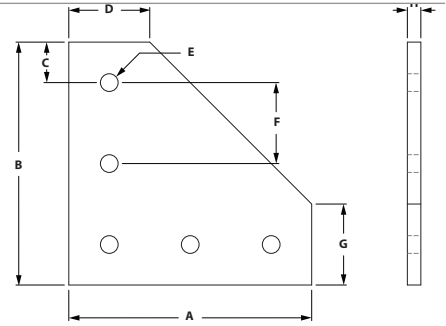
ITEM#	SERIES	A	B	C	D	E	F	G	H
664077	40	80.00mm	120.00mm	27.00mm	40.00mm	8.33mm	40.00mm	40.00mm	6.00mm

RECOMMENDED FASTENERS

ITEM#	SERIES	QTY	BOLT	TNUT
651506	40	4	M8 x 16mm BHSCS	Economy

Metric Brackets

5 HOLE 90° JOINING PLATE

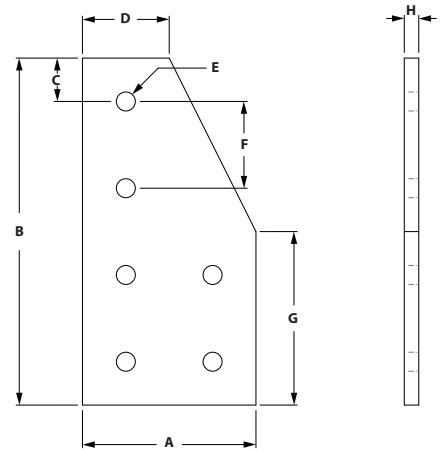


ITEM#	SERIES	A	B	C	D	E	F	G	H
664029	40	127.00mm	127.00mm	27.00mm	40.00mm	8.33mm	40.00mm	40.00mm	6.35mm

RECOMMENDED FASTENERS

ITEM#	SERIES	QTY	BOLT	TNUT
651506	40	5	M8 x 16mm BHSCS	Economy

6 Hole 90° JOINING PLATE

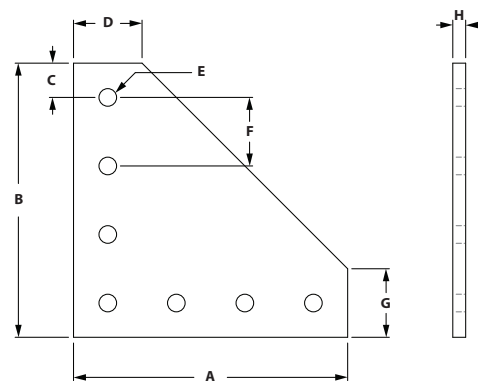


ITEM#	SERIES	A	B	C	D	E	F	G	H
682825	40	80.00mm	160.00mm	27.00mm	40.00mm	8.33mm	40.00mm	80.00mm	6.00mm

RECOMMENDED FASTENERS

ITEM#	SERIES	QTY	BOLT	TNUT
651506	40	6	M8 x 16mm BHSCS	Economy

7 HOLE 90° JOINING PLATE

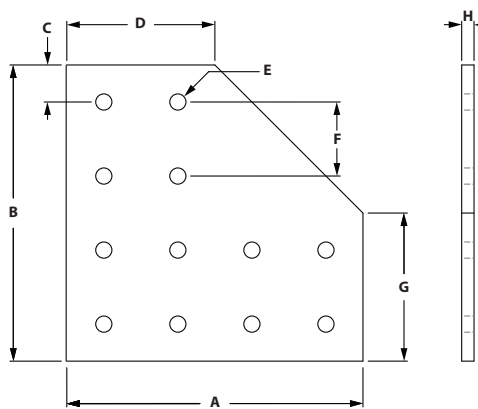


ITEM#	SERIES	A	B	C	D	E	F	G	H
664079	40	152.40mm	152.40mm	20.00mm	36.20mm	8.33mm	40.00mm	36.20mm	6.35mm

RECOMMENDED FASTENERS

ITEM#	SERIES	QTY	BOLT	TNUT
651506	40	7	M8 x 16mm BHSCS	Economy

12 Hole 90° JOINING PLATE

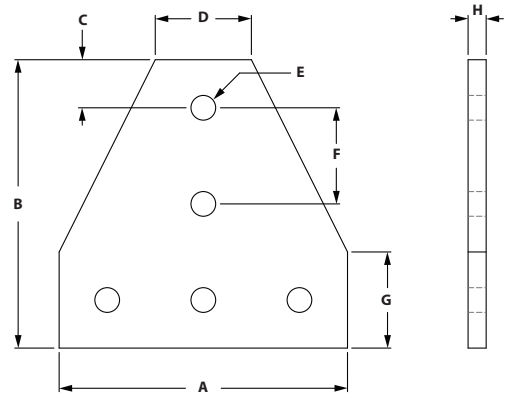


ITEM#	SERIES	A	B	C	D	E	F	G	H
664053	40	152.40mm	152.40mm	12.40mm	76.20mm	8.33mm	40.00mm	76.20mm	6.35mm

RECOMMENDED FASTENERS

ITEM#	SERIES	QTY	BOLT	TNUT
651506	40	12	M8 x 16mm BHSCS	Economy

5 HOLE TEE JOINING PLATE

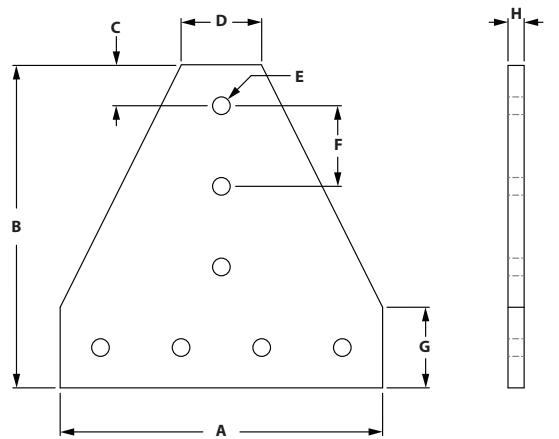


ITEM#	SERIES	A	B	C	D	E	F	G	H
664051	40	114.30mm	114.30mm	17.10mm	38.10mm	8.33mm	40.00mm	38.10mm	6.35mm

RECOMMENDED FASTENERS

ITEM#	SERIES	QTY	BOLT	TNUT
651506	40	5	M8 x 16mm BHSCS	Economy

7 HOLE TEE JOINING PLATE

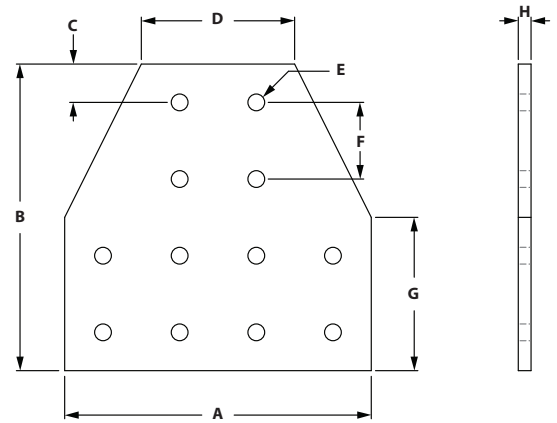



ITEM#	SERIES	A	B	C	D	E	F	G	H
664080	40	152.40mm	152.40mm	16.20mm	40.00mm	8.33mm	40.00mm	40.00mm	6.35mm

RECOMMENDED FASTENERS

ITEM#	SERIES	QTY	BOLT	TNUT
651506	40	7	M8 x 16mm BHSCS	Economy

12 HOLE TEE JOINING PLATE



ITEM#	SERIES	A	B	C	D	E	F	G	H
664054	40	152.40mm	152.40mm	16.20mm	76.20mm	8.33mm	40.00mm	76.20mm	6.35mm

RECOMMENDED FASTENERS

ITEM#	SERIES	QTY	BOLT	TNUT
651506	40	12	M8 x 16mm BHSCS	Economy

CONTENT

04 Fasteners

Fastener Application Test	378
Economy T-nuts	379
Standard T-nuts	379
Drop In T-nuts	380-381
Z-Nuts	381
Butt Fasteners	381
Anchor Fasteners	382
End Fasteners	382
Single Tab End Fastener	383
Screws	383-386
Washers & Hex Nuts	387

04 FASTENERS METRIC

Metric Fasteners

RECOMMENDED TOOL SIZE FOR FASTENERS

THREAD SIZE	SHCS	BHSCS	FBHSCS	FHSCS
8-32	--	3/32"	--	--
10-32	5/32"	1/8"	--	--
1/4-20	3/16"	5/32"	5/32"	5/32"
5/16-18	1/4"	3/16"	3/16"	3/16"
3/8-16	5/16"	N/A	--	7/32"
M5	4mm	3mm	--	3mm
M6	5mm	4mm	--	4mm
M8	6mm	5mm	--	5mm
M10	8mm	6mm	--	6mm

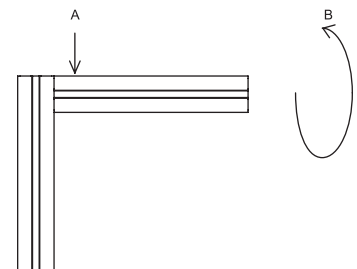
* Numbers in chart reflect hex tool size required.

FASTENER APPLICATION TEST

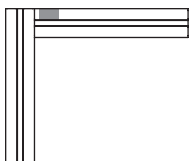
FASTENER	TS10-10		TS15-15L		TS15-15	
	A (lbs)	B	A (lbs)	B	A (lbs)	B
1	500	180 in/lbs	950	540 in/lbs	950	700 in/lbs
2	900	250 in/lbs	1,200	1,150 in/lbs	1,200	2,000 in/lbs
3	450	325 in/lbs	1,000	680 in/lbs	1,000	1,150 in/lbs
4	175	400 in/lbs	225	1,000 in/lbs	225	1,100 in/lbs
5	175	500 in/lbs	250	1,200 in/lbs	250	1,260 in/lbs
6	325	180 in/lbs	375	500 in/lbs	575	500 in/lbs
7	325	260 in/lbs	375	500 in/lbs	575	500 in/lbs

* All forces are approximate.

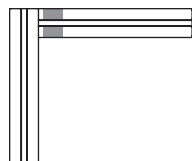
A - DIRECT FORCE
B - TORTIONAL FORCE



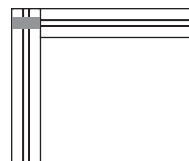
1 - SINGLE ANCHOR



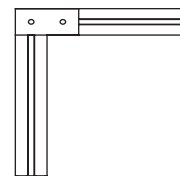
2 - DOUBLE ANCHOR



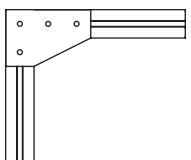
3 - END FASTENER



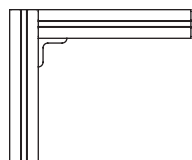
4 - JOINING STRIP



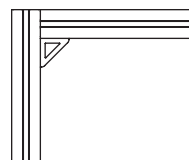
5 - 90° JOINING PLATE



6 - CORNER BRACKET



7 - CORNER GUSSET

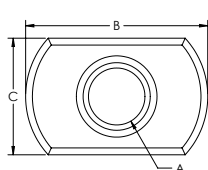


ECONOMY T-NUTS

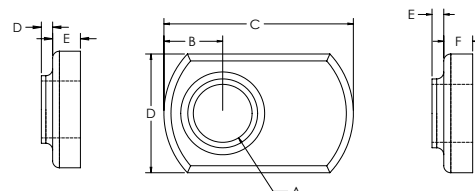


- Economical
- Extrusion end loading

CENTER THREAD



OFFSET THREAD



CENTER THREAD

ITEM#	FINISH	SERIES	A	B	C	D	E
682888	Bright Zinc	20	M5 x .8	16.00mm	9.60mm	0.80mm	2.40mm
651445	Black Zinc	40	M8 x 1.25	20.57mm	12.95mm	1.27mm	3.05mm

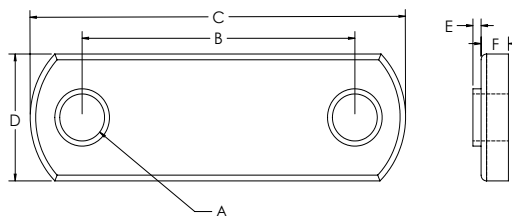
OFFSET THREAD

ITEM#	FINISH	SERIES	A	B	C	D	E	F
651366	Bright Zinc	40	M6 x 1.0	6.35mm	20.57mm	12.95mm	1.27mm	3.05mm
651367	Bright Zinc	40	M8 x 1.25	7.11mm	25.40mm	16.25mm	2.03mm	3.55mm

DOUBLE ECONOMY T-NUTS




- Economical
- Extrusion end loading
- Convenient and better productivity over single economy T-Nut



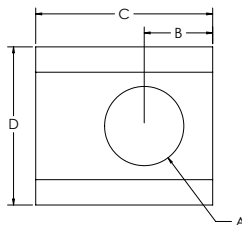
ITEM#	FINISH	SERIES	A	B	C	D	E	F
651461	Black Zinc	40	M8 x 1.25	40mm	76mm	16mm	2.032mm	3.556mm

STANDARD T-NUTS OFFSET

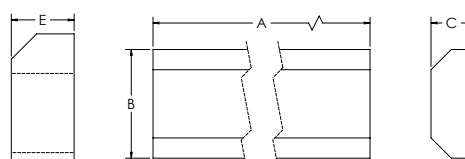


- Extrusion end loading
- Economical

STANDARD



PROFILE



ITEM#	FINISH	SERIES	A	B	C	D	E
651393	Black Zinc	40	M6 x 1.0	6.86mm	17.73mm	15.85mm	6.30mm
651395	Bright Zinc	40	M8 x 1.25	6.86mm	17.73mm	15.85mm	6.30mm

PROFILES

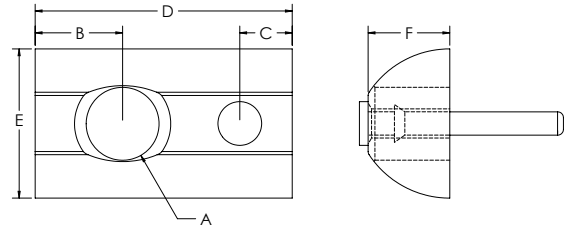
ITEM#	FINISH	SERIES	A	B	C
651475	Mill Finish	40	36.000"	.624"	.248"

Metric Fasteners

DROP IN T-NUTS WITH RUBBER HANDLE



- Tapered bottom allows for easy loading and removal from extrusion slot
- Reduces assembly time
- Easy to add and reposition in T-slot when ends are closed off
- Rubber nub holds T-Nut in vertical T-Slot

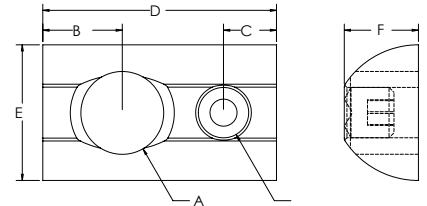


ITEM#	FINISH	SERIES	A	B	C	D	E	F
651372	Bright Zinc	40	M6 x 1.0	7.62mm	4.57mm	22.35mm	12.95mm	7.11mm
651371	Bright Zinc	40	M8 x 1.25	7.62mm	4.57mm	22.35mm	12.95mm	7.11mm

DROP IN T-NUTS WITH SET SCREW



- Tapered bottom allows for easy loading and removal from extrusion slot
- Reduces assembly time
- Easy to add and reposition in T-Slot when ends are closed off
- Set screw holds T-Nut in vertical T-Slot

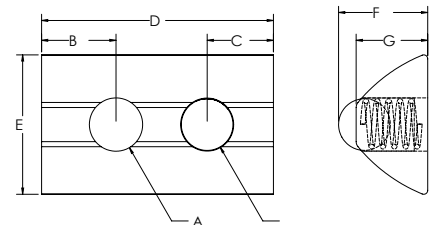


ITEM#	FINISH	SERIES	A	B	C	D	E	F
651425	Bright Zinc	40	M6 x 1.0	7.62mm	5.08mm	22.35mm	12.95mm	7.11mm
651421	Bright Zinc	40	M8 x 1.25	7.62mm	5.08mm	22.35mm	12.95mm	7.11mm

DROP IN T-NUTS WITH BALL BEARING



- Tapered bottom allows for easy loading and removal from extrusion slot
- Reduces assembly time
- Easy to add and reposition in T-Slot when ends are closed off
- Ball bearing holds T-Nut in vertical T-Slot

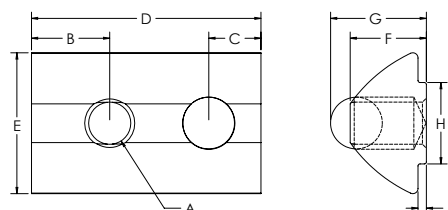


ITEM#	FINISH	SERIES	A	B	C	D	E	F	G
651646	Bright Zinc	40	M5 x .8	7.11mm	6.35mm	22.35mm	13.21mm	8.38mm	6.86mm
651647	Bright Zinc	40	M6 X 1.0	7.11mm	6.35mm	22.35mm	13.21mm	8.38mm	6.86mm
651648	Bright Zinc	40	M8 x 1.25	7.11mm	6.35mm	22.35mm	13.21mm	8.38mm	6.86mm

STEPPED DROP IN T-NUT WITH BALL BEARING



- Zinc plated stainless steel
- Self aligning roll in T-SLOT nut with spring ball

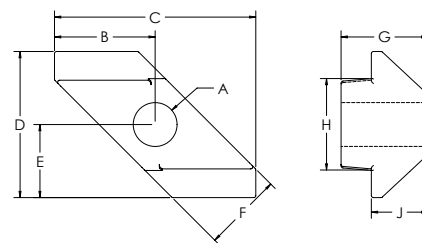


ITEM#	FINISH	SERIES	A	B	C	D	E	F	G	H	J
651551	Bright Zinc	20	M5 x .8	3.80mm	3.00mm	12.00mm	7.70mm	4.00mm	5.00mm	4.90mm	0.60mm
664111	Bright Zinc	40	M5 x .8	7.62mm	5.08mm	22.10mm	13.462mm	7.366mm	9.398mm	7.366mm	7.874mm
664112	Bright Zinc	40	M6 x 1.0	7.62mm	5.08mm	22.10mm	13.462mm	7.366mm	9.398mm	7.366mm	7.874mm
664113	Bright Zinc	40	M8 x 1.25	7.62mm	5.08mm	22.10mm	13.462mm	7.366mm	9.398mm	7.366mm	7.874mm

Z-NUTS



- Design allows for easy loading from extrusion slot
- Metric thread size only

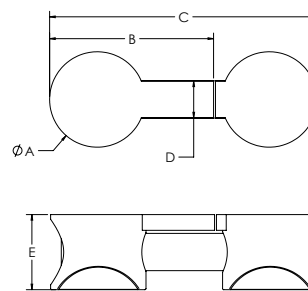


ITEM#	FINISH	SERIES	A	B	C	D	E	F	G	H	J
662002	Bright Zinc	40	M5 x .08	9.65mm	19.30mm	14.00mm	7.00mm	7.60mm	8.30mm	8.76mm	5.41mm
662001	Bright Zinc	40	M6 x 1.0	9.65mm	19.30mm	14.00mm	7.00mm	7.60mm	8.30mm	8.76mm	5.41mm

BUTT FASTENERS



- Allows you to butt two extrusions end to end for maximum strength and alignment
- See page 466 for machining



ITEM#	FINISH	SERIES	A	B	C	D	E
651154	Bright Zinc	40	20.32mm	35.05mm	56.90mm	7.87mm	16.00mm
651633	Black	40	20.32mm	35.05mm	56.90mm	7.87mm	16.00mm

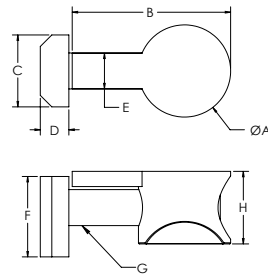
Metric Fasteners

ANCHOR FASTENERS



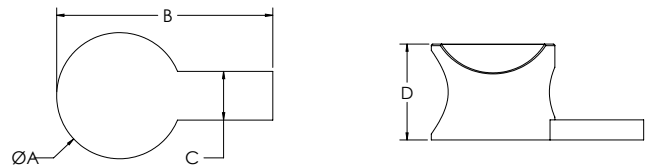
- Strongest of available fasteners
- Creates 90 degree T-Slot connections
- All T-Nuts are offset
- See page 466 for machining

STANDARD TNUT



ITEM#	FINISH	SERIES	A	B	C	D	E	F	G	H
651424	Bright Zinc	40	20.32mm	35.05mm	15.85mm	6.35mm	7.87mm	17.78mm	M8 x 30mm SHCS	16.00mm
651617	Black	40	20.32mm	35.05mm	15.85mm	6.35mm	7.87mm	17.78mm	M8 x 30mm SHCS	16.00mm

ANCHOR FASTENER CAMS

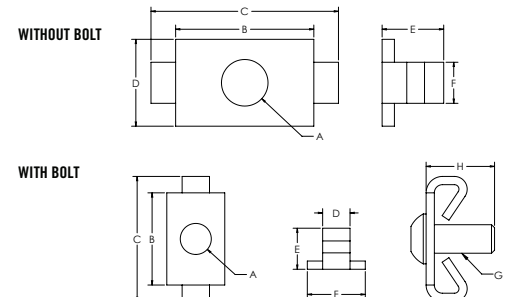


ITEM#	FINISH	SERIES	A	B	C	D
651147	Bright Zinc	40	20.32mm	35.05mm	7.87mm	16.00mm
651565	Black	40	20.32mm	35.05mm	7.87mm	16.00mm

END FASTENERS



- Provides a hidden fastener when connecting extrusions at 90 degrees
- Mating extrusions glide over end fastener
- Tapping service required in the extrusion base end and access hole in the mating extrusion
- Prevents mating extrusion from rotating



ITEM#	FINISH	SERIES	A	B	C	D	E	F
651289	Bright Zinc	40	8.63mm	25.65mm	34.80mm	16.25mm	11.43mm	7.62mm
651160	Black Zinc	40	8.63mm	25.65mm	34.80mm	16.25mm	11.43mm	7.62mm

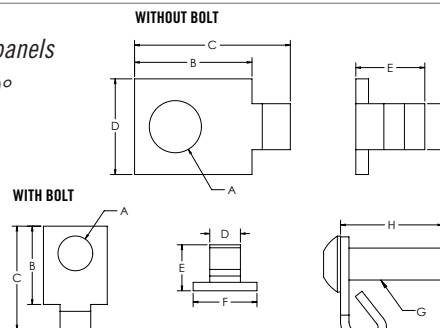
WITH BOLTS

ITEM#	FINISH	SERIES	A	B	C	D	E	F	G	H
651418	Bright Zinc	40	8.63mm	25.65mm	34.80mm	7.62mm	11.43mm	16.25mm	M8 x 20mm BHSCS	20.00mm

SINGLE TAB END FASTENERS



- Allows for panels to mate in slots without having to notch panels
- Provides hidden fastener when connecting extrusions at 90°
- Mating extrusions glide over end fastener
- Tapping service required in the extrusion base end and access hole in the mating extrusions



ITEM#	FINISH	SERIES	A	B	C	D	E	F
651495	Bright Zinc	40	8.63mm	19.56mm	25.91mm	7.62mm	11.43mm	15.75mm

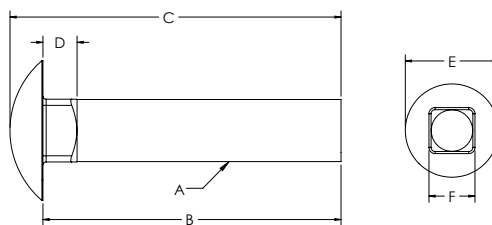
WITH BOLTS

ITEM#	FINISH	SERIES	A	B	C	D	E	F	G	H
651502	Bright Zinc	40	8.63mm	19.56mm	25.91mm	7.62mm	11.43mm	15.75mm	M8 x 20mm BHSCS	24.89mm

ECONOMY TLOTS STUDS



- Extrusion end loading only

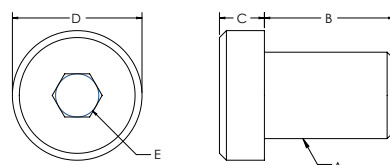


ITEM#	FINISH	SERIES	A	B	C	D	E	F
651378	Bright Zinc	40	M8	20.00mm	24.40mm	5.00mm	19.35mm	8.00mm
651379	Bright Zinc	40	M8	25.00mm	29.40mm	5.00mm	19.35mm	8.00mm
651380	Bright Zinc	40	M8	30.00mm	34.40mm	5.00mm	19.35mm	8.00mm
651381	Bright Zinc	40	M8	35.00mm	39.40mm	5.00mm	19.35mm	8.00mm

LOWHEAD SOCKET CAP SCREW



- Grade 8 or stronger
- Alloy steel
- ANSI B18.3 rating



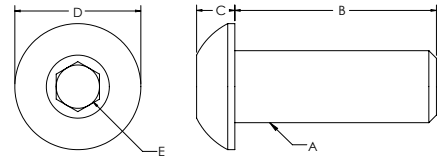
ITEM#	FINISH	A	B	C	D	E
683074	Stainless Steel	M8	25.00mm	5.00mm	13.00mm	5mm
682961	Black Phosphate	M8	30.00mm	4.93mm	12.90mm	5mm

Metric Fasteners

BUTTON HEAD SOCKET CAP SCREW & ASSEMBLIES



- Grade 8 or stronger
- Alloy steel
- ANSI B18.3 rating



ITEM#	FINISH	A	B	C	D	E
651615	Black Phosphate	M5	8mm	2.75mm	9.50mm	3.44mm
699939	Black Phosphate	M5	10mm	2.75mm	9.50mm	3.44mm
699936	Black Phosphate	M6	10mm	3.15mm	10.35mm	4.58mm
681430	Stainless Steel	M6	10mm	3.15mm	10.35mm	4.58mm
651333	Black Phosphate	M6	12mm	3.15mm	10.35mm	4.58mm
683512	Stainless Steel	M6	12mm	3.15mm	10.35mm	4.58mm
651570	Black Phosphate	M6	14mm	3.15mm	10.35mm	4.58mm
683210	Stainless Steel	M6	14mm	3.15mm	10.35mm	4.58mm
651335	Black Phosphate	M6	16mm	3.15mm	10.35mm	4.58mm
659232	Stainless Steel	M6	16mm	3.15mm	10.35mm	4.58mm
651579	Black Phosphate	M6	18mm	3.15mm	10.35mm	4.58mm
683044	Stainless Steel	M6	18mm	3.15mm	10.35mm	4.58mm
651340	Black Phosphate	M6	20mm	3.15mm	10.35mm	4.58mm
651661	Bright Zinc	M6	20mm	3.15mm	10.35mm	4.58mm
683163	Stainless Steel	M6	20mm	3.15mm	10.35mm	4.58mm
651341	Black Phosphate	M6	25mm	3.15mm	10.35mm	4.58mm
651343	Black Phosphate	M8	12mm	4.25mm	13.75mm	5.72mm
651580	Black Phosphate	M8	14mm	4.25mm	13.75mm	5.72mm
651345	Black Phosphate	M8	16mm	4.25mm	13.75mm	5.72mm
681883	Stainless Steel	M8	16mm	4.25mm	13.75mm	5.72mm
651581	Black Phosphate	M8	18mm	4.25mm	13.75mm	5.72mm
683164	Stainless Steel	M8	18mm	4.25mm	13.75mm	5.72mm
651347	Black Phosphate	M8	20mm	4.25mm	13.75mm	5.72mm
659929	Stainless Steel	M8	20mm	4.25mm	13.375mm	5.72mm
651351	Black Phosphate	M8	25mm	4.25mm	13.75mm	5.72mm

BUTTON HEAD SOCKET CAP SCREW COMBINATION PARTS

ITEM#	SERIES	BOLT ITEM	FINISH	THREAD	LENGTH	TNUT ITEM	TNUT TYPE	FINISH
651593	10	683210	Stainless Steel	M6	14mm	651386	Economy	Black Zinc
651594	10	659232	Stainless Steel	M6	16mm	651386	Economy	Black Zinc
651595	10	683044	Stainless Steel	M6	18mm	651386	Economy	Black Zinc
651596	10	683163	Stainless Steel	M6	20mm	651386	Economy	Black Zinc
651601	40	683210	Stainless Steel	M6	14mm	651366	Economy	Black Zinc
651602	40	659232	Stainless Steel	M6	16mm	651366	Economy	Black Zinc
651603	40	683044	Stainless Steel	M6	18mm	651366	Economy	Black Zinc
651604	40	683163	Stainless Steel	M6	20mm	651366	Economy	Black Zinc
651605	40	681883	Stainless Steel	M8	16mm	651366	Economy	Black Zinc
651606	40	683164	Stainless Steel	M8	18mm	651366	Economy	Black Zinc

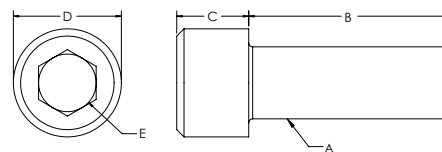
BUTTON HEAD SOCKET CAP SCREW COMBINATION PARTS (CONTINUED)

ITEM#	SERIES	BOLT ITEM	FINISH	THREAD	LENGTH	TNUT ITEM	TNUT TYPE	FINISH
651607	40	659929	Stainless Steel	M8	20mm	651366	Economy	Black Zinc
651507	40	651345	Black Phosphate	M8	16mm	651395	Standard	Black Zinc
651508	40	651345	Black Phosphate	M8	16mm	651648	Drop-In	Bright Zinc
651506	40	651345	Black Phosphate	M8	16mm	651367	Economy	Bright Zinc
651521	40	651345	Black Phosphate	M8	16mm	651461	DBL Economy	Black Zinc

SOCKET HEAD CAP SCREWS & ASSEMBLIES



- Grade 8 or stronger
- Alloy steel
- ANSI B18.3 rating



ITEM#	FINISH	A	B	C	D	E
699933	Black Phosphate	M5	16mm	4.91mm	8.33mm	4.58mm
699932	Black Phosphate	M6	10mm	5.85mm	10.00mm	5.72mm
651332	Black Phosphate	M6	12mm	5.85mm	10.00mm	5.72mm
651546	Black Phosphate	M6	14mm	5.85mm	10.00mm	5.72mm
658467	Stainless Steel	M6	14mm	5.85mm	10.00mm	5.72mm
651334	Black Phosphate	M6	16mm	5.85mm	10.00mm	5.72mm
680015	Stainless Steel	M6	16mm	5.85mm	10.00mm	5.72mm
651573	Black Phosphate	M6	18mm	5.85mm	10.00mm	5.72mm
683159	Stainless Steel	M6	18mm	5.85mm	10.00mm	5.72mm
651337	Black Phosphate	M6	20mm	5.85mm	10.00mm	5.72mm
683162	Stainless Steel	M6	20mm	5.85mm	10.00mm	5.72mm
651338	Black Phosphate	M6	25mm	5.85mm	10.00mm	5.72mm
658592	Black Phosphate	M6	35mm	5.85mm	10.00mm	5.72mm
651342	Black Phosphate	M8	12mm	7.82mm	13.10mm	6.86mm
651575	Black Phosphate	M8	14mm	7.82mm	13.10mm	6.86mm
651344	Black Phosphate	M8	16mm	7.82mm	13.10mm	6.86mm
683160	Stainless Steel	M8	16mm	7.82mm	13.10mm	6.86mm
651577	Black Phosphate	M8	18mm	7.82mm	13.10mm	6.86mm
683161	Stainless Steel	M8	18mm	7.82mm	13.10mm	6.86mm
651346	Black Phosphate	M8	20mm	7.82mm	13.10mm	6.86mm
681379	Stainless Steel	M8	20mm	7.82mm	13.10mm	6.86mm
651350	Black Phosphate	M8	25mm	7.82mm	13.10mm	6.86mm
651616	Black Phosphate	M8	30mm	7.82mm	13.10mm	6.86mm
651354	Bright Zinc	M8	30mm	7.82mm	13.10mm	6.86mm
682660	Black Phosphate	M8	35mm	7.82mm	13.10mm	6.86mm
651542	Black Phosphate	M8	40mm	7.82mm	13.10mm	6.86mm
651562	Black Phosphate	M8	45mm	7.82mm	13.10mm	6.86mm
651553	Black Phosphate	M8	50mm	7.82mm	13.10mm	6.86mm

CONTINUED NEXT PAGE

Metric Fasteners

SOCKET HEAD SOCKET CAP SCREWS (CONTINUED)

ITEM#	FINISH	A	B	C	D	E
651563	Black Phosphate	M8	60mm	7.82mm	13.10mm	6.86mm
651564	Black Phosphate	M8	80mm	7.82mm	13.10mm	6.86mm
651552	Black Phosphate	M8	90mm	7.82mm	13.10mm	6.00mm
651541	Black Phosphate	M10	40mm	9.82mm	13.10mm	8.10mm

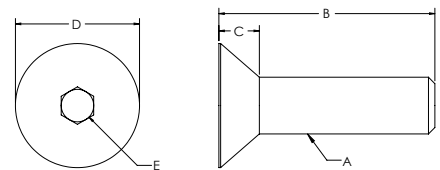
SOCKET HEAD CAP SCREWS COMBINATION PARTS (CONTINUED)

ITEM#	SERIES	BOLT ITEM	FINISH	THREAD	LENGTH	TNUT ITEM	TNUT TYPE	FINISH
651597	10	658467	Stainless Steel	M6	14mm	651386	Economy	Black Zinc
651598	10	680015	Stainless Steel	M6	16mm	651386	Economy	Black Zinc
651599	10	683159	Stainless Steel	M6	18mm	651386	Economy	Black Zinc
651600	10	683162	Stainless Steel	M6	20mm	651386	Economy	Black Zinc
651608	40	658467	Stainless Steel	M6	14mm	651366	Economy	Black Zinc
651609	40	680015	Stainless Steel	M6	16mm	651366	Economy	Black Zinc
651610	40	683159	Stainless Steel	M6	18mm	651366	Economy	Black Zinc
651611	40	683162	Stainless Steel	M6	20mm	651366	Economy	Black Zinc
651612	40	683160	Stainless Steel	M8	16mm	651367	Economy	Black Zinc
651613	40	683161	Stainless Steel	M8	18mm	651367	Economy	Black Zinc
651614	40	681379	Stainless Steel	M8	20mm	651367	Economy	Black Zinc
651512	40	651344	Black Phosphate	M8	16mm	651367	Economy	Bright Zinc
651537	40	651346	Black Phosphate	M8	20mm	651367	Economy	Bright Zinc

FLATHEAD SOCKET CAP SCREW

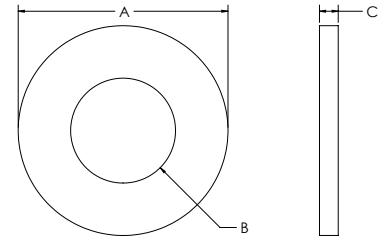


- Grade 8 or stronger
- Alloy steel
- ANSI B18.3 rating



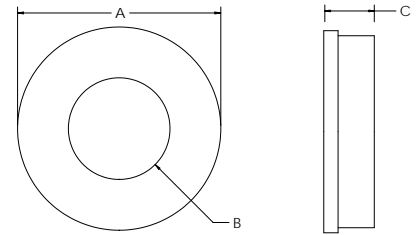
ITEM#	FINISH	A	B	C	D	E
651680	Black Phosphate	M4	8mm	2.20mm	8.00mm	2.5mm
651582	Black Phosphate	M5	20mm	3.00mm	9.70mm	3mm
651515	Black Phosphate	M6	12mm	3.72mm	11.78mm	4mm
651571	Black Phosphate	M6	14mm	3.72mm	11.78mm	4mm
651516	Black Phosphate	M6	16mm	3.72mm	11.78mm	4mm
651572	Black Phosphate	M6	18mm	3.72mm	11.78mm	4mm
651549	Black Phosphate	M6	20mm	3.72mm	11.78mm	4mm
651578	Black Phosphate	M8	12mm	4.96mm	15.66mm	5mm
651574	Black Phosphate	M8	14mm	4.96mm	15.66mm	5mm
651517	Black Phosphate	M8	16mm	4.96mm	15.66mm	5mm
651576	Black Phosphate	M8	18mm	4.96mm	15.85mm	5mm
651518	Bright Zinc	M8	20mm	4.96mm	15.85mm	5mm

WASHERS



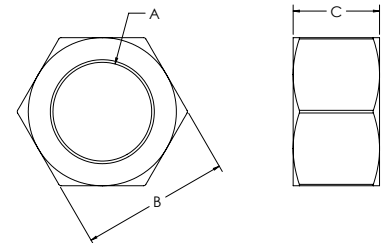
ITEM#	FINISH	TYPE	A	B	C
651550	Bright Zinc	M5	10.00mm	5.20mm	1.00mm
651388	Bright Zinc	M6	11.80mm	6.50mm	1.60mm
651387	Black Zinc	M8	15.70mm	8.50mm	1.75mm
681813	Bright Zinc	M10	19.75mm	10.60mm	2.00mm

WASHERS WITH RUBBER SEAL



ITEM#	FINISH	TYPE	A	B	C
683422	Stainless Steel	M6	12.70mm	6.60mm	2.50mm
683139	Stainless Steel	M8	15.88mm	8.38mm	2.50mm

HEX NUTS



ITEM#	FINISH	A	B	C
651352	Black Zinc	M6	9.80mm	4.80mm
651353	Black Zinc	M8	12.80mm	6.30mm
680597	Bright Zinc	M12	18.80mm	9.80mm

CONTENT

05 TSLOTS Hardware

Hinges	390-395
Handles	395-397
Door Catches	398-403
Door Slide Track	403
Tool Hangers & Clamp	404-405
Binder Clips & Binding Blocks	405-406
End Caps & Covers	407-408
Casters	409-411
Leveling Feet	412-413
Base Plates	414-416
Floor Mounts	417
Pivot Joints	418-419

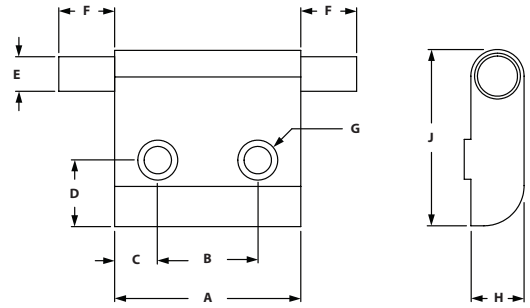
05 HARDWARE METRIC

Heavy Duty Lift Off Hinges

HEAVY DUTY LIFT OFF HINGES



- Heavy duty lift off hinges are strong and durable
- Mounting fasteners included



RIGHT HAND HINGES

ITEM#	SERIES	PIN	A	B	C	D	E	F	G	H	J
699689	40	Short	44.45mm	23.88mm	10.29mm	15.88mm	6.35mm	9.14mm	6.53mm	12.70mm	43.05mm
699690	40	Long	44.45mm	23.88mm	10.29mm	15.88mm	6.35mm	19.05mm	6.53mm	12.70mm	43.05mm

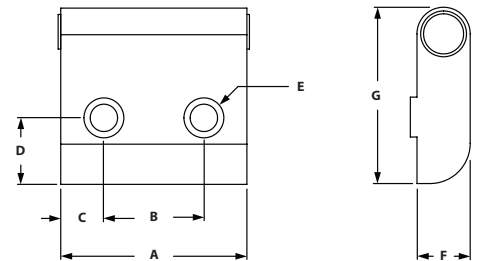
LEFT HAND HINGES

ITEM#	SERIES	PIN	A	B	C	D	E	F	G	H	J
699691	40	Short	44.45mm	23.88mm	10.29mm	15.88mm	6.35mm	9.14mm	6.53mm	12.70mm	43.05mm
699692	40	Long	44.45mm	23.88mm	10.29mm	15.88mm	6.35mm	19.05mm	6.53mm	12.70mm	43.05mm

HEAVY DUTY HINGE BUSHINGS



- Heavy duty bushing for lift off hinges to create assemblies
- Bronze bushing used for durability
- Mounting fasteners included



ITEM#	SERIES	A	B	C	D	E	F	G
699693	40	44.45mm	23.88mm	10.29mm	15.88mm	6.53mm	12.70mm	43.05mm

INCLUDED FASTENERS

SERIES	QTY	BOLT #	BOLT DESCRIPTION	TNUT #	TNUT DESCRIPTION
40	2	651334	M6 x 16mm SHCS	651366	Economy

HEAVY DUTY LIFT OFF HINGE ASSEMBLIES



- Heavy duty hinge assembly comes with 1 bushing and 1 left or right hinge
- Short and long pins are available
- Mounting fasteners included

ASSEMBLY PARTS

ITEM#	SERIES	PIN	STYLE	BUSHING (QTY)	HINGE (QTY)
699694	40	Short	Left Hand	699693 (1)	699691 (1)
699695	40	Short	Right Hand	699693 (1)	699689 (1)
699696	40	Long	Left Hand	699693 (1)	699692 (1)
699697	40	Long	Right Hand	699693 (1)	699690 (1)

HEAVY DUTY LIFT OFF PAIR HINGE ASSEMBLIES



- Heavy duty lift off pair assembly comes with 2 bushings and 1 short and long hinge
- Available in left and right hand
- Mounting fasteners included

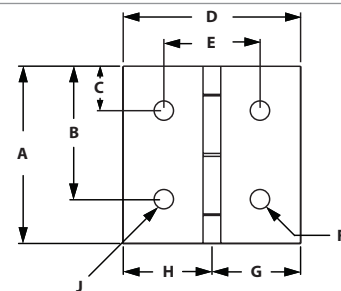
ASSEMBLY PARTS

ITEM#	SERIES	STYLE	BUSHING (QTY)	SHORT HINGE (QTY)	LONG HINGE (QTY)
699698	40	Left Hand	699693 (2)	699691 (1)	699692 (1)
699699	40	Right Hand	699693 (2)	699689 (1)	699690 (1)

ALUMINUM HINGES



- Hinges TSLOTS extrusions together
- Low profile mounts to T-Slot
- Clear anodize finish matches T-slot finish
- Gap of .050" between extrusions



ITEM#	SERIES	A	B	C	D	E	F	G	H	J	CAPACITY
655082	40	3.000"	2.250"	.750"	3.000"	1.625"	.328"	1.500"	1.500"	.328"	75lbs

RECOMMENDED FASTENERS

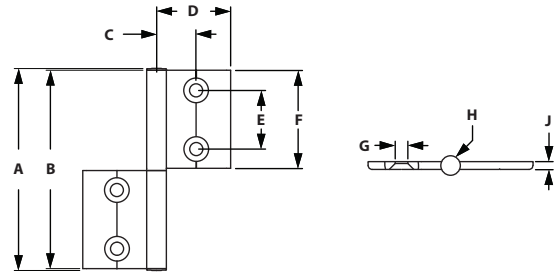
ITEM#	SERIES	QTY	DESCRIPTION
651343	40	4	M8 x 12mm BHSCS
651367	40	4	M8 Economy Trut

TLOTS Hardware

CONCEALED ALUMINUM HINGE



- For panels and aluminum profiles
- Individual assembly of concealed hinges



ITEM#	SERIES	A	B	C	D	E	F	G	H	J
682865	40	103mm	101mm	25mm	42mm	30mm	50mm	ø6.4mm	ø10mm	4mm

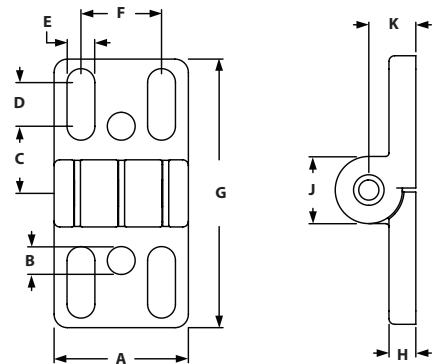
RECOMMENDED FASTENERS

ITEM#	SERIES	QTY	DESCRIPTION
651571	40	4	M6 x 14mm FHSCS
651366	40	4	M6 Economy Tnut

UNIVERSAL DOOR HINGE WITH OBLONG HOLES



- Hinges panels or extrusions
- Oblong holes allow you to adjust the gap of the door or panel
- Die-cast black powder coated



ITEM#	SERIES	A	B	C	D	E	F	G	H	J	K
655768	40	40mm	8.3mm	20mm	13mm	8.3mm	24mm	80mm	8mm	20mm	14mm

RECOMMENDED FASTENERS (TO EXTRUSION SLOT)

ITEM#	SERIES	QTY	DESCRIPTION
651577	40	4	M8 x 18mm SHCS
651367	40	4	M8 Offset Economy Tnut

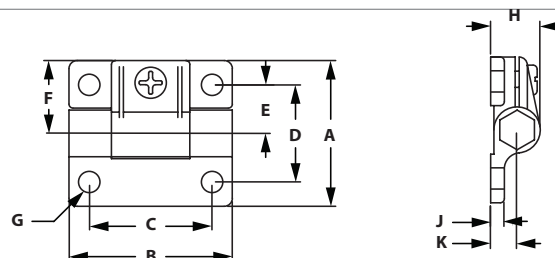
RECOMMENDED FASTENERS (TO PANEL)

ITEM#	SERIES	QTY	BOLT	HEX NUT	WASHER
651347, 651387, 651353	40	4	M8 x 20mm FHSCS	Yes	Yes

PLASTIC ADJUSTABLE HINGES



- Allows you to mount plastic panels and doors directly to TSLOTS
- Adjustable hinge allows you to increase or decrease pivot tension
- Adjustable Hinges are not suitable for hinging two TSLOTS extrusions together



ITEM#	SERIES	A	B	C	D	E	F	G	H	J	K
655077	40	57.15mm	63.50mm	47.75mm	38.10mm	19.00mm	28.58mm	6.86mm	19.56mm	5.08mm	10.40mm

RECOMMENDED FASTENERS (MOUNT TO EXTRUSION)

ITEM#	SERIES	QTY	DESCRIPTION
651335	40	2	M6 x 16mm BHSCS
651366	40	2	M6 Economy Tnut

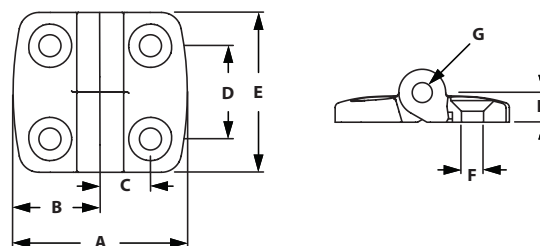
RECOMMENDED FASTENERS (MOUNT TO PANEL)

ITEM#	SERIES	QTY	DESCRIPTION
651340	40	2	M6 x 20mm BHSCS
651352	40	2	M6 Hex Nut
651388	40	2	M6 Washer

PLASTIC LIFT OFF HINGES



- Hinges panels or extrusions
- Black fiberglass reinforced nylon, stainless steel bolt



ITEM#	SERIES	LIFT OFF	A	B	C	D	E	F	G	H
655776	40	Right Hand	77mm	38.5mm	22.5mm	28mm	48mm	6.6mm	14mm	9mm
655775	40	Left Hand	77mm	38.5mm	22.5mm	28mm	48mm	6.6mm	14mm	9mm

RECOMMENDED FASTENERS (TO EXTRUSION SLOT)

ITEM#	SERIES	QTY	DESCRIPTION
651516	40	2	M6 x 16mm FHSCS
651366	40	2	M6 Offset Economy Tnut

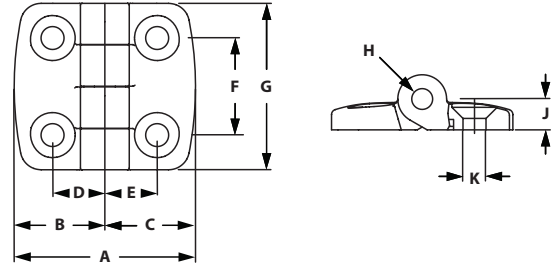
RECOMMENDED FASTENERS (TO PANEL)

ITEM#	SERIES	QTY	BOLT	HEX NUT	WASHER
651516, 651388, 651352	40	4	M6 x 20mm FHSCS	Yes	Yes

PLASTIC HINGES



- Black fiberglass reinforced nylon, stainlesssteel bolt
- Hinges TLOTS Extrusions together



ITEM#	SERIES	A	B	C	D	E	F	G	H	J	K
655680	40	71.00mm	35.50mm	35.50mm	20.00mm	20.00mm	28.00mm	48.00mm	6.00mm	9.00mm	6.60mm

RECOMMENDED FASTENERS

ITEM#	SERIES	QTY	DESCRIPTION
651516	40	4	M6 x 16mm FHSCS
651366	40	4	M6 Economy Tnut

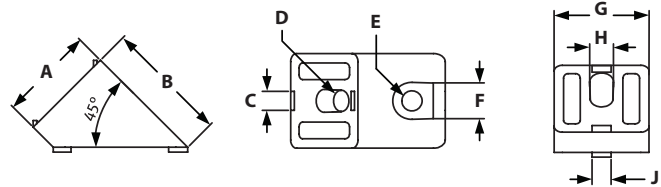
RECOMMENDED FASTENERS (TO PANEL)

ITEM#	SERIES	QTY	BOLT	HEX NUT	WASHER
651516, 651388, 651352	40	4	M6 x 20mm FHSCS	Yes	Yes

45° CONNECTOR ANGLE 40



- Connects two extrusions at 45° angle
- Die-cast zinc



ITEM#	SERIES	A	B	C	D	E	F	G	H	J
655767	40	40mm	52mm	8mm	9mm	8.5mm	15mm	40mm	10mm	8mm


RECOMMENDED FASTENERS (EXTRUSION SLOT)

ITEM#	SERIES	QTY	BOLT	TNUT
651512	40	1	M8 x 16mm SHCS	Economy

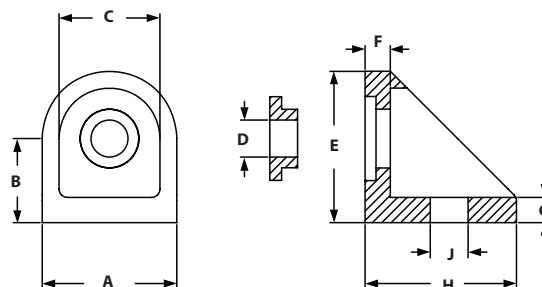
RECOMMENDED FASTENERS (EXTRUSION END)

ITEM#	SERIES	QTY	BOLT
651350	40	1	M8 x 16mm SHCS

ADJUSTABLE ANGLE 40



- Connects extrusions at various angles
- Can be turned freely when mounted
- Die-cast zinc



ITEM#	SERIES	A	B	C	D	E	F	G	H	J
664110	40	32mm	20mm	24mm	8.8mm	36mm	6mm	6mm	36mm	9mm

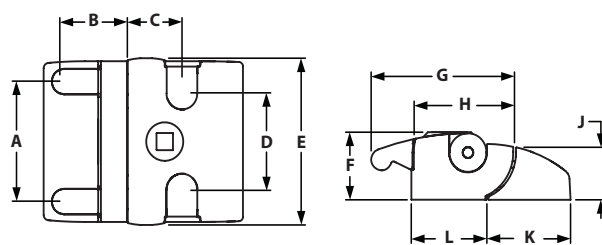
RECOMMENDED FASTENERS

ITEM#	SERIES	QTY	BOLT	TNUT
651512	40	1	M8 x 16mm SHCS	Economy

SLAM LATCH



- Black powder coat
- Ideal for cabinets and guarding



ITEM#	TYPE	SERIES	A	B	C	D	E	F	G	H	J	K	L
671072	Universal Key	40	56mm	29.5mm	27mm	45mm	78mm	32mm	69mm	49.5mm	25.4mm	39.5mm	36.5mm
671073	Unique Key	40	56mm	29.5mm	27mm	45mm	78mm	32mm	69mm	49.5mm	25.4mm	39.5mm	36.5mm
671074	Without Key	40	56mm	29.5mm	27mm	45mm	78mm	32mm	69mm	49.5mm	25.4mm	39.5mm	36.5mm

RECOMMENDED FASTENERS

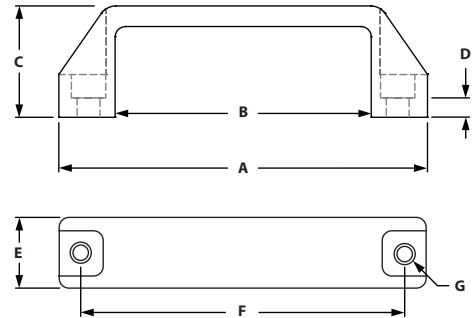
ITEM#	SERIES	QTY	DESCRIPTION
651334	40	4	M6 x 16mm SHCS
651366	40	4	M6 Offset Economy Tnut

TSLOTS Hardware

PLASTIC DOOR HANDLES



- Mounts directly to Tslots or machined panel
- Made of black nylon



ITEM#	SIZE	SERIES	A	B	C	D	E	F	G
655059	Medium	40	136.40mm	94.70mm	41.15mm	6.10mm	26.16mm	114.30mm	8.51mm
655058	Large	40	198.40mm	150.60mm	50.80mm	7.90mm	30.00mm	177.00mm	8.51mm

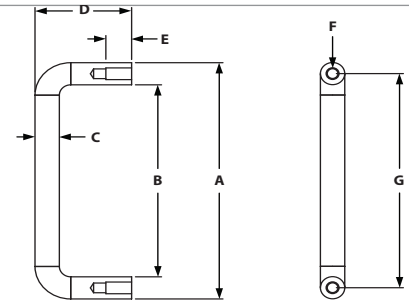
RECOMMENDED FASTENERS

ITEM#	SERIES	QTY	DESCRIPTION
651577	40	2	M8 x 18mm SHCS
651367	40	2	M8 Economy Tnut

STEEL DOOR HANDLES



- Mounts directly to panel
- Machining required



ITEM#	SERIES	A	B	C	D	E	F	G
655068	40	84.10mm	68.30mm	7.90mm	31.20mm	7.95mm	8-32 TAP	83.80mm

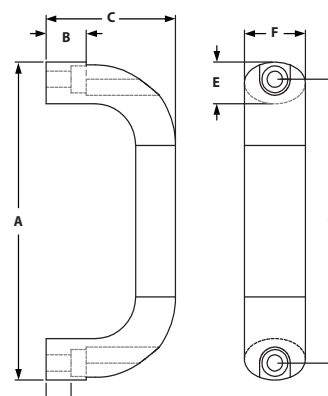
INCLUDED FASTENERS

ITEM#	QTY	DESCRIPTION
651006	2	8-32 x 1/2" BHSCS

ALUMINUM DOOR HANDLES



- Mounts directly in extrusion slot or machined panel
- Corrosion resistant



ITEM#	SERIES	A	B	C	D	E	F	G
655562	40	130.00mm	17.00mm	55.10mm	10.80mm	17.00mm	25.90mm	116.00mm

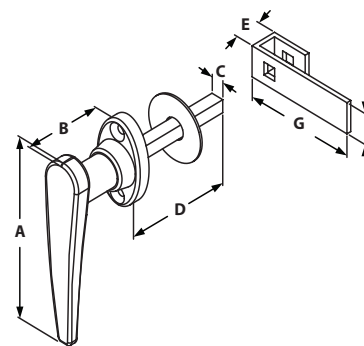
RECOMMENDED FASTENERS

ITEM#	SERIES	QTY	DESCRIPTION
651337	40	2	M6 x 20mm SHCS
651366	40	2	M6 Economy Trnut

DELUXE DOOR HANDLE



- Corrosion resistant chrome finish
- Ideal for cabinets and guarding
- Door Latch Milling Machining Service required – item number 660086, page 469.



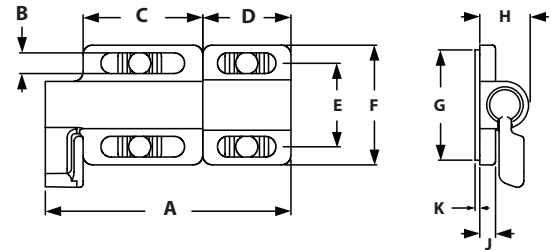
ITEM#	TYPE	SERIES	A	B	C	D	E	F	G
655053	Non-Locking	40	111.10mm	50.80mm	7.90mm	65.86mm	19.00mm	19.00mm	69.90mm
655061	Locking	40	111.10mm	50.80mm	7.90mm	65.86mm	19.00mm	19.00mm	69.90mm

TLOTS Hardware

90° DEADBOLT LATCH



- Positive, spring loaded deadbolt
- Ideal for enclosure doors
- Stainless Steel bolt and spring



ITEM#	SERIES	A	B	C	D	E	F	G	H	J	K
655103	40	78.00mm	6.60mm	38.00mm	30.00mm	26.50mm	38.00mm	35.00mm	16.00mm	5.00mm	1.50mm

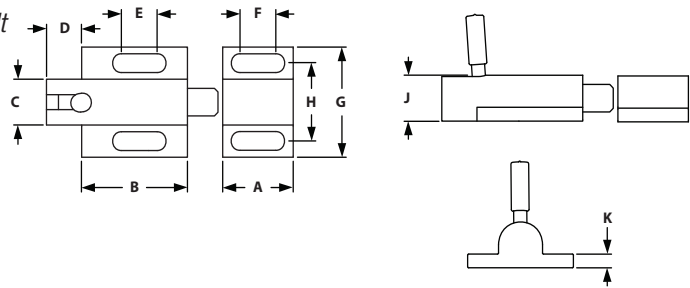
INCLUDED FASTENERS

ITEM#	QTY	DESCRIPTION
651022	4	1/4-20 x 1/2" SHCS
651163	4	1/4-20 Economy Tnut

0° DEADBOLT W/ TOP LATCH



- Positive, spring loaded deadbolt
- Ideal for enclosure doors
- Stainless steel bolt and spring



ITEM#	SERIES	A	B	C	D	E	F	G	H	J	K
655051	40	25.40mm	38.10mm	15.90mm	12.70mm	12.90mm	12.70mm	27.00mm	38.10mm	15.90mm	4.75mm

RECOMMENDED FASTENERS

ITEM#	QTY	DESCRIPTION
651332	4	M6 x 12mm SHCS
651366	4	M6 Economy Tnut

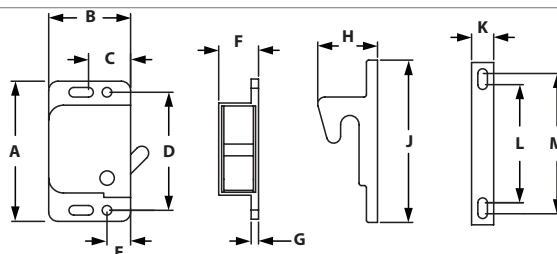
INCLUDED FASTENERS

ITEM#	SERIES	QTY	DESCRIPTION
651022	10	4	1/4-20 x 1/2" SHCS
651163	10	4	1/4-20 Economy T-nut

GRABBER™ DOOR CATCH



- Mounts inside your enclosure
- Push to close, pull to open
- Spring loaded over center action
- 3 pull-up forces to choose from
- Corrosion resistant black ABS



ITEM#	PULL FORCE	SERIES	A	B	C	D	E	F	G	H	J	K	L	M
655067	3 lb	40	48.30mm	28.20mm	14.50mm	40.64mm	8.10mm	13.70mm	2.50mm	20.58mm	55.90mm	7.60mm	40.64mm	48.30mm
655085	5 lb	40	48.30mm	28.20mm	14.50mm	40.64mm	8.10mm	13.70mm	2.50mm	20.58mm	55.90mm	7.60mm	40.64mm	48.30mm
655118	10 lb	40	48.30mm	28.20mm	14.50mm	40.64mm	8.10mm	13.70mm	2.50mm	20.58mm	55.90mm	7.60mm	40.64mm	48.30mm

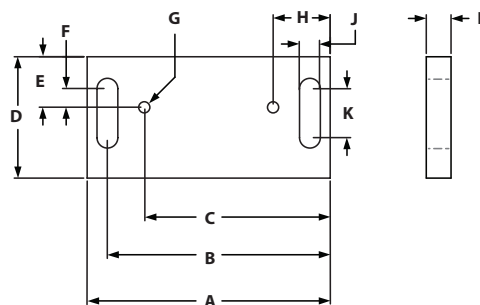
INCLUDED FASTENERS

ITEM#	QTY	DESCRIPTION
651020	4	6-32 x 3/8" BHSCS

GRABBER™ DOOR CATCH MOUNTING PLATES



- Mounts Grabber™ Door Catch to T-SLOTS



ITEM#	SERIES	A	B	C	D	E	F	G	H	J	K
655117	40	76.20mm	69.90mm	58.30mm	38.10mm	15.90mm	10.00mm	6-32	17.90mm	6.50mm	15.40mm

RECOMMENDED FASTENERS

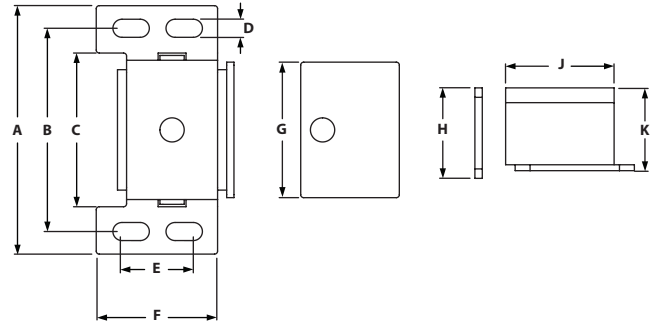
ITEM#	SERIES	QTY	DESCRIPTION
651579	40	2	M6 x 18mm BHSCS
651366	40	2	M6 Economy Tnut

TLOTS Hardware

MAGNETIC DOOR CATCH



- Ideal for latching panels in place
- Fasteners included
- To mount to extrusion, use either *Magnetic Door Catch Bracket* on page 396 for 0° or 90° connection.



ITEM#	SERIES	A	B	C	D	E	F	G	H	J	K
655087	40	53.10mm	39.90mm	31.00mm	4.10mm	15.20mm	25.40mm	28.70mm	19.60mm	23.10mm	17.80mm

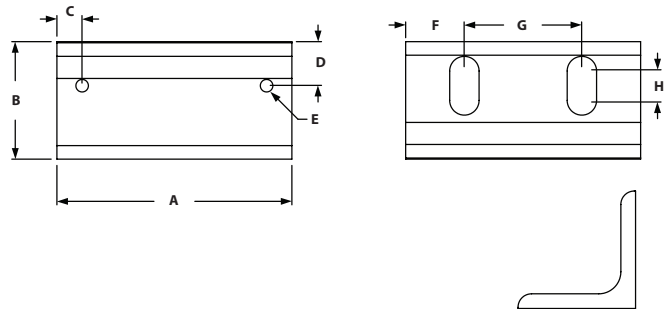
INCLUDED FASTENERS

ITEM#	QTY	DESCRIPTION
651466	1	6-32 X 1/2 FHSCS
651020	2	6-32 X 3/8 BHSCS
651465	3	6-32 Black Zinc Tnut

MAGNETIC DOOR CATCH BRACKET



- Use with *Magnetic Door Catch*



ITEM#	SERIES	A	B	C	D	E-TAP	F	G	H
655471	40	50.80mm	25.40mm	5.59mm	9.65mm	6-32	12.70mm	25.40mm	6.35mm

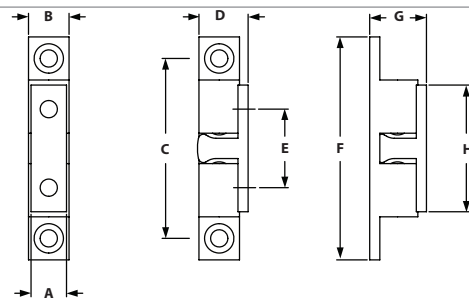
INCLUDED FASTENERS

ITEM#	QTY	DESCRIPTION
651021	2	1/4-20 x 1/2" BHSCS
651080	2	1/4" Washer
651163	2	1/4-20 Economy Tnut

DOUBLE BALL CATCH



- Brass - chrome plated
- Quick catch for doors, adjustable clamping force
- Can clamp in 2 positions (sideways/front)

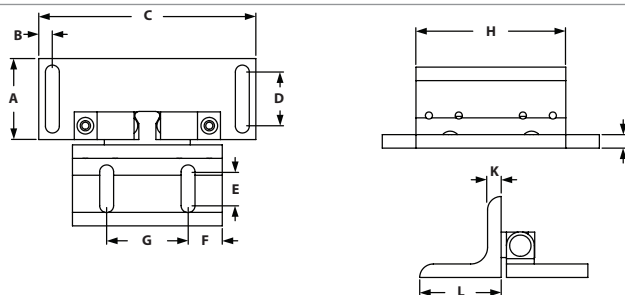


ITEM#	SERIES	A	B	C	D	E	F	G	H
657169	40	12mm	13mm	58mm	15.2mm	30mm	68.4mm	18.1mm	40.2mm

DOUBLE BALL CATCH ASSEMBLY



- Assembly comes with Ball catch bracket, plate, and Double Ball Catch, fasteners included
- Tension adjustable with two spring-loaded screws
- Strong and durable



ITEM#	SERIES	A	B	C	D	E	F	G	H	J	K	L
699769	40	38.10mm	6.40mm	101.60mm	25.40mm	15.90mm	16.00mm	38.10mm	70.10mm	6.35mm	6.35mm	38.10mm

INCLUDED FASTENERS

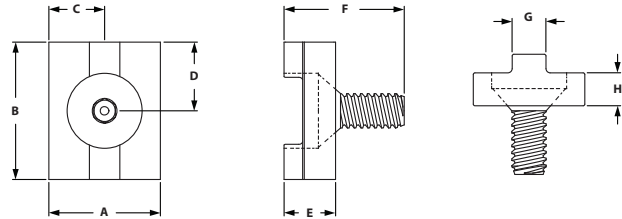
ITEM#	QTY	DESCRIPTION
657169	1	Double Ball Catch
699766	1	Ball Catch Bracket
699768	1	Ball Catch Plate
651024	4	1/4-20 x 5/8" SHCS
651105	4	1/4-20 Econ Tnut
651680	4	M4 x .8 FHSCS

TSLOTS Hardware

DOOR GLIDES



- Bolts to profile and rotates and the door moves
- Used for profiles to glide along the profile
- Made from UHMW polyethelene



ITEM#	SERIES	A	B	C	D	E	F	G	H
655066	40	31.50mm	38.10mm	15.80mm	19.10mm	9.53mm	22.23mm	7.80mm	6.10mm

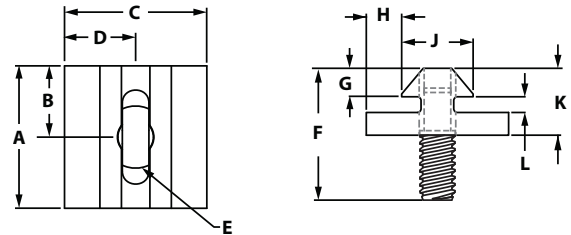
INCLUDED FASTENERS

ITEM#	SERIES	QTY	BOLT
651655	40	1	5/16-18 x 3/4" FHSCS

TOP MOUNT BIFOLD DOOR HANGER



- Allows you to make a sliding or bifold door without using a bottom sliding rail.
- Fastens to extrusion end
- Rotates freely as door pivots
- Made from UHMW polyethelene

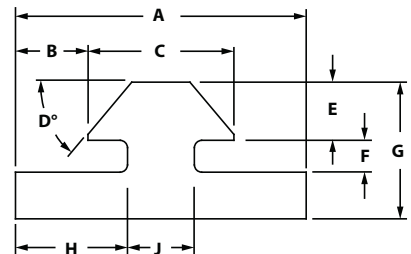


ITEM#	SERIES	THREAD	A	B	C	D	E	F	G	H	J	K	L
655050	40	5/16-18	38.10mm	19.10mm	38.10mm	19.10mm	5/16-18	43.40mm	6.70mm	9.30mm	19.60mm	17.80mm	5.00mm

TOP MOUNT BIFOLD DOOR HANGER PROFILE




- Allows you to make your own door hangers
- Made from UHMW polyethelene

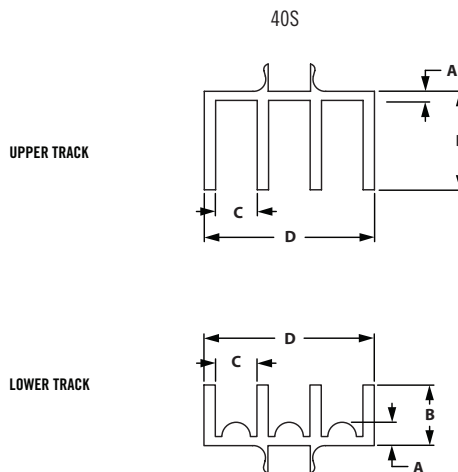


ITEM#	SERIES	LENGTH	A	B	C	D	E	F	G	H	J
657087	40	120"	38.10mm	9.30mm	19.60mm	45°	6.70mm	5.00mm	17.80mm	15.24mm	7.60mm

DOOR SLIDE TRACK



- Snaps into T-Slot
- Deeper slot in upper track allows panel to be inserted after frame is assembled
- Radius bearing surface in lower track allows for easier sliding

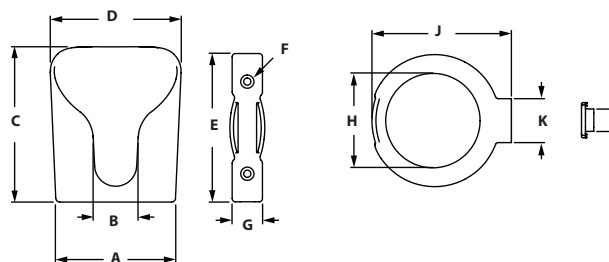


ITEM#	SERIES	TRACK	LENGTH	A	B	C	D
655188	40	Upper	145"	1.50mm	1.65mm	7.00mm	28.60mm
655190	40	Lower	145"	3.90mm	10.20mm	7.00mm	28.60mm

CUP HOLDER



- To securely put down drinks, bottles, and cans
- Holds thermo bags, oil cans, or drills



ITEM#	VERSION	A	B	C	D	E	F	G	H	J	K	L
671078	Open Bottom	93mm	34mm	118mm	100mm	112mm	5.5mm	23mm	71mm	106mm	33mm	17mm
671079	Closed Bottom	93mm	34mm	118mm	100mm	112mm	5.5mm	23mm	N/A	106mm	33mm	17mm

RECOMMENDED FASTENERS

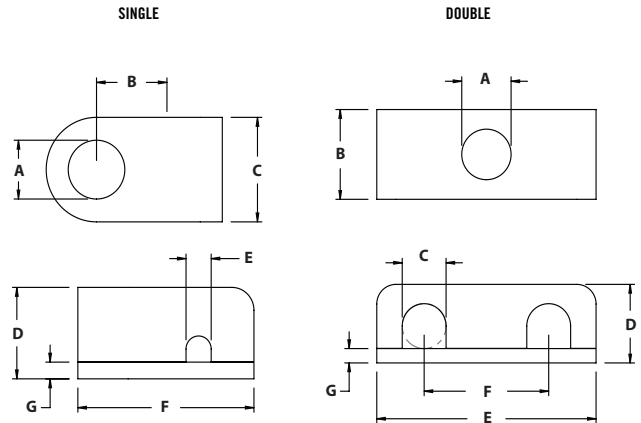
ITEM#	SLOT	QTY	DESCRIPTION
682924 & 671338	8	2	M5 x 16mm FHSCS & M5 Hammer Nut
651582 & 671347	10	2	M5 x 20mm FHSCS & M5 Hammer Nut

TSLOTS Hardware

TUBE CLAMPS



- Organizes tubes and wires throughout your TSLOTS design
- Attaches easily to T-Slot
- Mounts 1/8" through 1" O.D. tubing and wires
- Oil, chemical and acid resistant
- Stackable design



SINGLE

ITEM#	SERIES	WIRE SIZE	A	B	C	D	E	F	G
655331	40	3.20mm	7.14mm	9.53mm	12.70mm	11.13mm	3.20mm	22.23mm	1.60mm
655332	40	6.40mm	7.14mm	9.53mm	12.70mm	11.13mm	6.35mm	22.23mm	1.60mm
655333	40	9.50mm	7.14mm	11.13mm	15.90mm	14.30mm	9.53mm	27.00mm	1.60mm
655334	40	12.70mm	7.14mm	14.30mm	20.65mm	22.23mm	12.70mm	34.93mm	1.60mm
655335	40	19.00mm	7.14mm	19.05mm	20.65mm	30.18mm	19.05mm	42.90mm	1.60mm
655336	40	25.40mm	7.14mm	19.05mm	20.65mm	30.18mm	25.40mm	42.90mm	1.60mm

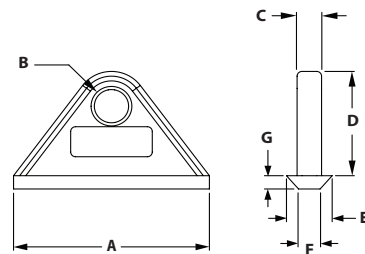

DOUBLE

ITEM#	SERIES	WIRE SIZE	A	B	C	D	E	F	G
655337	40	3.20mm	7.14mm	12.70mm	3.18mm	11.13mm	31.75mm	17.48mm	1.60mm
655338	40	6.40mm	7.14mm	12.70mm	6.35mm	11.13mm	31.75mm	17.48mm	1.60mm
655339	40	9.50mm	7.14mm	15.90mm	9.53mm	14.30mm	39.70mm	22.23mm	1.60mm
655340	40	12.70mm	7.14mm	20.65mm	12.70mm	22.23mm	53.98mm	30.18mm	1.60mm
655341	40	19.00mm	7.14mm	20.65mm	19.05mm	30.18mm	71.45mm	38.10mm	1.60mm
655342	40	25.40mm	7.14mm	20.65mm	25.40mm	30.18mm	71.45mm	38.10mm	1.60mm

RECOMMENDED FASTENERS

BOLT ITEM#	TNUT ITEM#	WIRE/TUBE SIZE	QTY	BOLT	TNUT
651337	651366	3.20mm	1 ea	M6 x 20mm SHCS	Economy
651338	651366	6.40mm	1 ea	M6 x 25mm SHCS	Economy
651338	651366	9.50mm	1 ea	M6 x 25mm SHCS	Economy
682072	651366	12.70mm	1 ea	M6 x 30mm SHCS	Economy
682542	651366	19.00mm	1 ea	M6 x 40mm SHCS	Economy
682542	651366	25.40mm	1 ea	M6 x 40mm SHCS	Economy

TOOL HANGERS



- Ideal for hanging air tools, cable reels, heavy door panels or transporting cables
- Slides into the extrusion end and moves easily in the slot
- 100 lb. Capacity

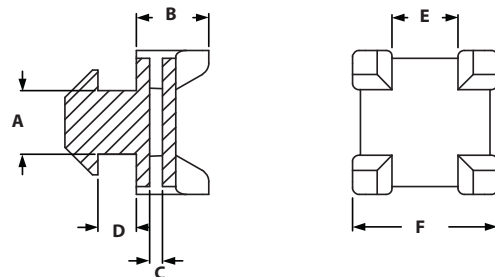
ITEM#	SERIES	A	B	C	D	E	F	G
655096	40	60.00mm	10.50mm	7.50mm	33.00mm	14.00mm	6.60mm	4.20mm

ITEM#	SLOT
671018	Snap Hook Tool

CROSS CABLE BINDING BLOCK



- To secure cables to extrusion in two directions
- Can be mounted into the slot by a quarter turn
- Fiberglass reinforced nylon
- 671680 works better for the Biopp, Biadj, Mono profiles



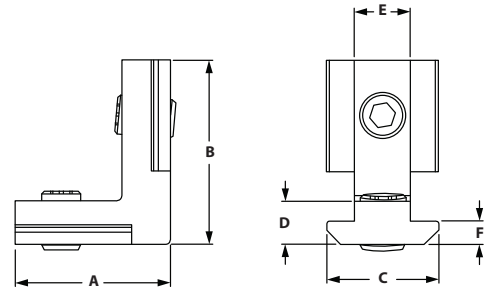
ITEM#	SERIES	A	B	C	D	E	F
671042	40	8.00mm	11.00mm	2.00mm	4.00mm	10.00mm	22.00mm
671680	40	8.00mm	11.00mm	2.00mm	4.30mm	10.00mm	22.00mm

TLOTS Hardware

INNER CONNECTORS



- Connects two extrusions at a 90° angle
- No machining required



ITEM#
671654

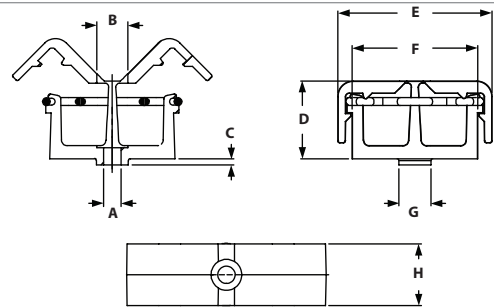
SERIES
40

A 21.00mm **B** 30.00mm **C** 15.80mm **D** 7.80mm **E** 8.00mm **F** 6.00mm

CLIP CABLE BINDER



- Max cable diameter 0.5"
- Fix cables to without need of cable ties
- Can be opened and closed



ITEM#
671089

SERIES
40

A 4.50mm **B** 8.00mm **C** 4.60mm **D** 20.00mm **E** 40.00mm **F** 32.60mm **G** 8.00mm **H** 16.00mm

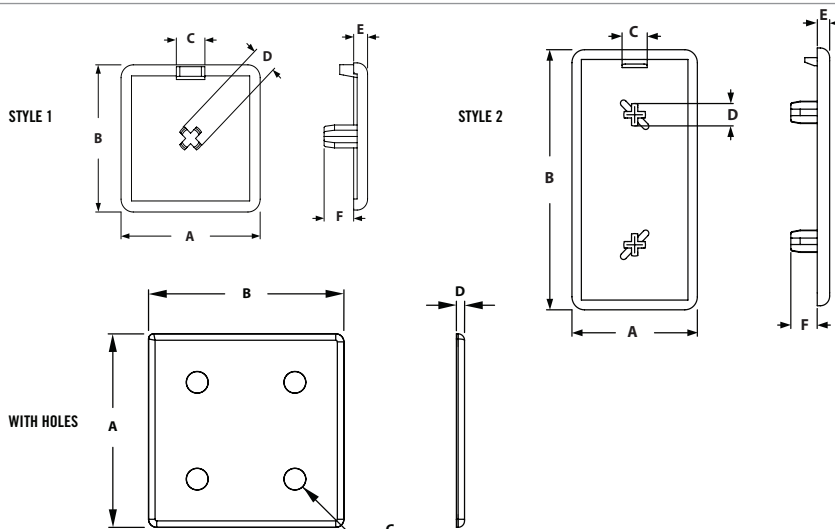
RECOMMENDED FASTENERS

ITEM#	SERIES	QTY	DESCRIPTION
658591	40	1	8-32 x 5/8" SHCS
651642	40	1	8-32 Drop-In Tnut

END CAPS



- Allows you to cap off extrusion ends
- Push in fasteners included with End Caps with Holes
- Can be mounted with M6 or M8 fasteners



WITHOUT HOLES

ITEM#	SERIES	STYLE	MATERIAL	A	B	C	D	E	F
659054	40	1	ABS	40mm	40mm	8mm	7mm	4mm	8.5mm
659055	40	2	ABS	40mm	80mm	8mm	7mm	4mm	8.5mm

WITH HOLES

ITEM#	SERIES	MATERIAL	A	B	C	D
659057	40	ABS	80mm	80mm	8.5mm	3mm

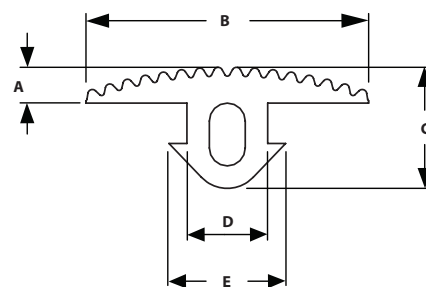
INCLUDED PUSH-IN FASTENER

ITEM#	SERIES	HOLE DIAMETER
651090	40	6.4mm

TSLOT COVER PROFILE



- Can be used as an anti-slip stair tread
- Sold by the meter
- Specify desired length- max length is 50 meters



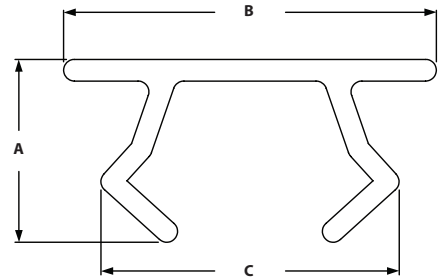
ITEM#	SERIES	A	B	C	D	E
655762	40	4.00mm	31.10mm	13.11mm	8.51mm	12.00mm

TSLOTS Hardware

ECONOMY T SLOT COVERS




- Stocked in 6' lengths
- Covers slot to keep dust and dirt out
- Covers wires and tubes in slot

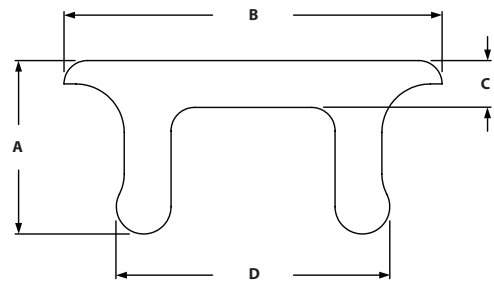


ITEM#	SERIES	LENGTH	COLOR	A	B	C
655523	40	72"	Yellow	7.2mm	12.8mm	10.6mm
655524	40	72"	Black	7.2mm	12.8mm	10.6mm
655525	40	72"	Gray	7.2mm	12.8mm	10.6mm
655526	40	72"	Red	7.2mm	12.8mm	10.6mm
655527	40	72"	Blue	7.2mm	12.8mm	10.6mm
655528	40	72"	Orange	7.2mm	12.8mm	10.6mm

DELUXE T SLOT COVERS



- Stocked in 8' lengths
- Covers slot to keep dust and dirt out
- Covers wires and tubes in slot
- Thicker and more durable than Economy Tslot Cover

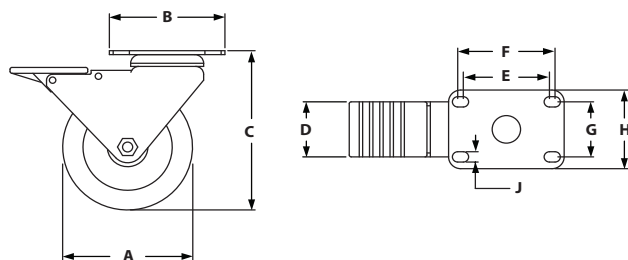
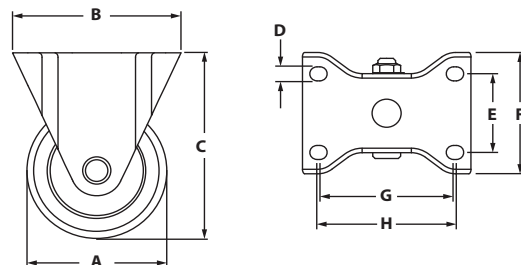


ITEM#	SERIES	LENGTH	COLOR	A	B	C	D
655105	40	96"	Black	7mm	12.3mm	2mm	9mm
655106	40	96"	Gray	7mm	12.3mm	2mm	9mm

FLANGE MOUNT CASTERS



- Brake kits are optional on Furniture Style Casters
- 165 lb. to 265 lb. Capacity
- See page 412 for Flange Mount Base Plates



RIGID CASTERS

ITEM#	SERIES	CAPACITY	A	B	C-HEIGHT	D	E	F	G	H	WHEEL COLOR
655239	40	210 lbs	76.20mm	92.10mm	96.85mm	8.33mm	44.45mm	60.30mm	73.00mm	76.20mm	Black
655241	40	255 lbs	101.60mm	92.10mm	130.20mm	8.33mm	44.45mm	60.30mm	73.00mm	76.20mm	Grey
655243	40	280 lbs	127.00mm	92.10mm	158.75mm	8.33mm	44.45mm	60.30mm	73.00mm	76.20mm	Grey

SWIVEL CASTERS

ITEM#	SERIES	CAPACITY	A	B	C-HEIGHT	D	E	F	G	H	WHEEL COLOR
655245	40	210 lbs	76.20mm	92.10mm	96.85mm	44.45mm	71.45mm	77.80mm	44.45mm	63.50mm	Black
655247	40	255 lbs	101.60mm	92.10mm	130.20mm	44.45mm	71.45mm	77.80mm	44.45mm	63.50mm	Grey
655249	40	280 lbs	127.00mm	92.10mm	158.75mm	44.45mm	71.45mm	77.80mm	44.45mm	63.50mm	Grey

RECOMMENDED FASTENERS (TO BASE PLATE)

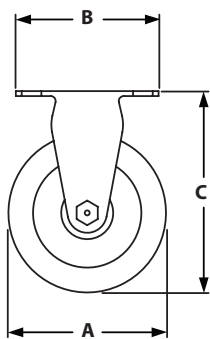
ITEM#	QTY	BOLT
651346	4	M8 x 20mm SHCS

TLOTS Hardware

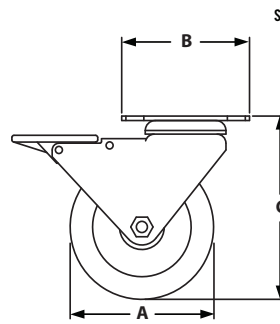
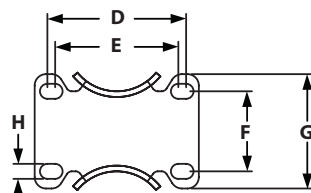
DELUXE FLANGE MOUNT CASTERS



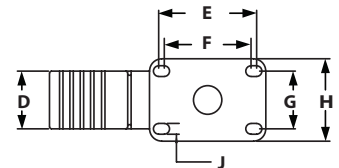
- Total Lock brakes on all swivel casters – Press to lock – Press to unlock
- Double ball hardened raceways
- Zerk fittings in wheel bearing
- See page 412 for Flange Mount Base Plates



RIGID CASTER



SWIVEL CASTER



RIGID CASTERS

ITEM#	SERIES	CAPACITY	A	B	C-HEIGHT	D	E	F	G	H	J	WHEEL COLOR
655252	40	250 lbs	101.60mm	92.20mm	130.20mm	44.45mm	77.80mm	71.45mm	44.45mm	63.50mm	8.64mm	Dark Red
655253	40	250 lbs	127.00mm	92.20mm	157.15mm	44.45mm	77.80mm	71.45mm	44.45mm	63.50mm	8.64mm	Dark Red


SWIVEL CASTERS

ITEM#	SERIES	CAPACITY	A	B	C-HEIGHT	D	E	F	G	H	WHEEL COLOR	BRAKE
655250	40	250 lbs	101.60mm	92.20mm	130.20mm	44.45mm	71.45mm	44.45mm	63.50mm	8.64mm	Dark Red	Yes
655251	40	250 lbs	127.00mm	92.20mm	157.15mm	44.45mm	71.45mm	44.45mm	63.50mm	8.64mm	Dark Red	Yes

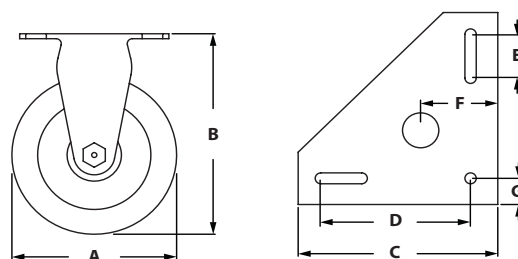
RECOMMENDED FASTENERS (TO BASE PLATE)

ITEM#	QTY	BOLT
651346	4	M8 x 20mm SHCS

TRIANGULAR TOP PLATE CASTERS



- Triangular Top Plate mounts directly to extrusion
- Triangular Top Plate Caster features both swivel and wheel lock



ITEM#	SERIES	CAPACITY	A	B-HEIGHT	C	D	E	F	G	WHEEL COLOR	BRAKE
655254	40	250 lbs	101.60mm	146.05mm	139.70mm	104.80mm	31.75mm	54.00mm	19.05mm	Green	Yes
655255	40	275 lbs	127.00mm	146.05mm	139.70mm	104.80mm	31.75mm	54.00mm	19.05mm	Green	Yes
681916	40	250 lbs	101.60mm	146.05mm	139.70mm	104.80mm	31.75mm	54.00mm	19.05mm	Gray	Yes
681917	40	275 lbs	127.00mm	146.05mm	139.70mm	104.80mm	31.75mm	54.00mm	19.05mm	Gray	Yes

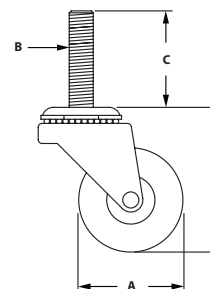
RECOMMENDED FASTENERS (TO BASE PLATE)

ITEM#	SERIES	QTY	DESCRIPTION
651344	40	3	M8 x 16mm SHCS
651367	40	3	M8 Economy Trut

THREADED STEM SWIVEL CASTERS



- Mounts directly to extrusion end or base plates
- 70-150 lb. Capacity
- See pages 410-411 for Base Plates



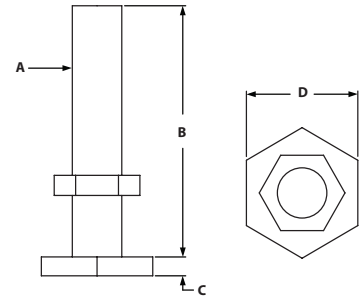
ITEM#	SERIES	CAPACITY	A	B	C	D-LOAD HEIGHT	WHEEL COLOR	BRAKE
651522	40	75 lbs	35mm	M10	30mm	60mm	Black	No
651523	40	50 lbs	50mm	M10	30mm	69mm	Black	Yes
651524	40	75 lbs	75mm	M10	30mm	98mm	Black	Yes
651525	40	100 lbs	100mm	M10	30mm	133mm	Black	Yes
651526	40	110 lbs	125mm	M10	30mm	158mm	Black	Yes

TSLOTS Hardware

ECONOMY LEVELING FEET



- Threads directly into extrusion end or into base plates
- Jam nut included
- 1050 lb. to 4700 lb. capacity
- See pages 410-411 for Base Plates

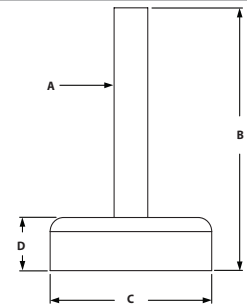


ITEM#	SERIES	A	B	C	D	LOAD CAPACITY
651527	40	M6 x 1.0	30mm	2.40mm	14mm	1000 lbs
651528	40	M8 x 1.25	40mm	3.10mm	18mm	1750 lbs
651529	40	M10 x 1.5	60mm	3.70mm	22mm	2550 lbs
651530	40	M12 x 1.74	65mm	4.40mm	25mm	4600 lbs

NYLON LEVELING FEET



- A swiveling leveling foot for strong positioning on uneven floors
- Black reinforced nylon
- Anti-slip plate
- See pages 410-411 for Base Plates

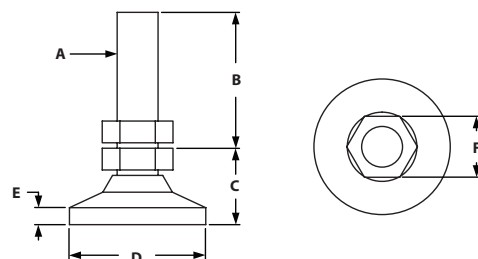


ITEM#	SERIES	A	B	C	D	LOAD CAPACITY
655783	40	M8	58mm	39mm	18mm	750 lbs
655790	40	M10	63mm	59mm	18mm	1000 lbs
655798	40	M12	84mm	79mm	18mm	1650 lbs

DELUXE LEVELING FEET




- Threads directly into extrusion end or into base plate
- Jam nut included
- Pivots 20 degrees to accommodate uneven floors
- See pages 410-411 for Base Plates

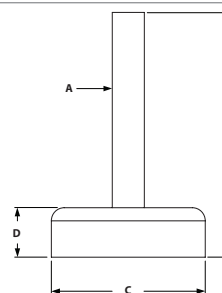


ITEM#	SERIES	A	B	C	D	E	F	LOAD CAPACITY
651531	40	M6 x 1.0	24mm	14mm	19mm	25mm	10mm	650 lbs
651532	40	M8 x 1.25	31mm	18mm	26mm	32mm	13mm	1000 lbs
651533	40	M10 x 1.50	51mm	22mm	32mm	51mm	16mm	3750 lbs
651534	40	M12 x 1.75	51mm	29mm	48mm	51mm	19mm	5000 lbs
651535	40	M16 x 2.0	51mm	32mm	64mm	51mm	22mm	5950 lbs

DIE CAST LEVELING FEET



- Threads directly into extrusion end or into 40 Series base plates
- Ideal for medium duty machines, cabinets, workstations or office furniture
- Large base diameter - Die-cast
- Swiveling range 20°
- See pages 410-411 for Base Plates



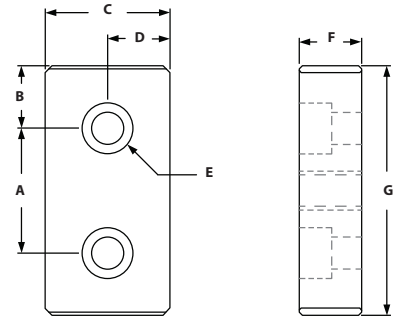
ITEM#	SERIES	A	B	C	D	LOAD CAPACITY
655779	40	M8	58mm	29mm	18mm	750 lbs
655786	40	M10	63mm	39mm	18mm	1000 lbs
655794	40	M12	84mm	59mm	18mm	1650 lbs
655806	40	M16	84mm	59mm	18mm	3150 lbs
655802	40	M12 (w/holes)	84mm	79mm	18mm	1650 lbs
655814	40	M16(w/holes)	84mm	99mm	18mm	3150 lbs

TSLOTS Hardware

2 HOLE BLANK BASE PLATE



- Mounts leveling feet and threaded stem casters to extrusion-requires machining
- Bolts in extrusion end or in slot
- See pages 408-409 for leveling feet
- See page 407 for threaded stem casters



ITEM#	SERIES	A	B	C	D	E-BOLT SIZE	F	G
655657	40	40mm	18mm	38mm	19mm	M8 SHCS	19mm	76mm

RECOMMENDED FASTENERS (EXTRUSION SLOT)

ITEM#	SERIES	QTY	BOLT	TNUT
651426	40	2	M8 x 20mm SHCS	Economy

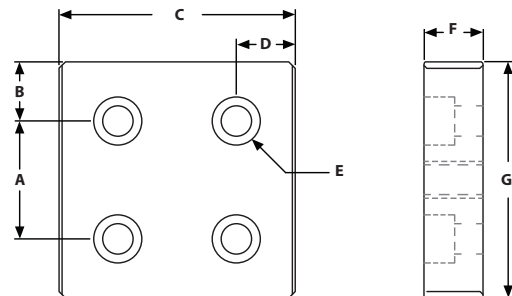
RECOMMENDED FASTENERS (EXTRUSION END)

ITEM#	SERIES	QTY 2 HOLE	BOLT
651350	40	2	M8 x 25mm SHCS

4 HOLE BLANK BASE PLATE



- Mounts leveling feet and threaded stem casters to extrusion-requires machining
- Bolts in extrusion end or in slot
- See pages 408-409 for leveling feet
- See page 407 for threaded stem casters



ITEM#	SERIES	A	B	C	D	E-BOLT SIZE	F	G
655661	40	40mm	18mm	76mm	18mm	M8 SHCS	19mm	76mm

RECOMMENDED FASTENERS (EXTRUSION SLOT)

ITEM#	SERIES	QTY 4 HOLE	BOLT	TNUT
651426	40	4	M8 x 20mm SHCS	Economy

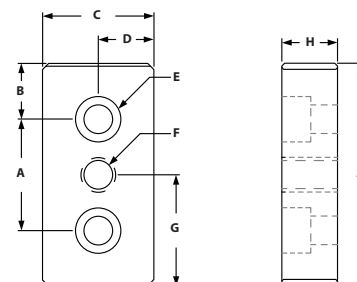
RECOMMENDED FASTENERS (EXTRUSION END)

ITEM#	SERIES	QTY 4 HOLE	BOLT
651350	40	4	M8 x 25mm SHCS

3 HOLE CENTER TAP BASE PLATE



- Mounts leveling feet and threaded stem casters to T-SLOTS
- Bolts in extrusion end or in T-Slot
- See pages 408-409 for leveling feet
- See page 407 for threaded stem casters



ITEM#	SERIES	A	B	C	D	E-BOLT SIZE	F-THREAD	G	H	J
664043	40	40mm	18mm	38mm	19mm	M8 SHCS	8mm	38.1mm	19mm	76mm
660146	40	40mm	18mm	38mm	19mm	M8 SHCS	10mm	38.1mm	19mm	76mm
664044	40	40mm	18mm	38mm	19mm	M8 SHCS	12mm	38.1mm	19mm	76mm
664045	40	40mm	18mm	38mm	19mm	M8 SHCS	16mm	38.1mm	19mm	76mm

RECOMMENDED FASTENERS (EXTRUSION SLOT)

ITEM#	SERIES	QTY	BOLT	TNUT
651426	40	2	M8 x 20mm SHCS	Economy

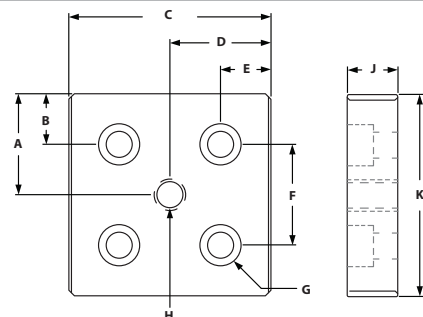
RECOMMENDED FASTENERS (EXTRUSION END)

ITEM#	SERIES	QTY	BOLT
651350	40	2	M8 x 25mm SHCS

5 HOLE CENTER TAP BASE PLATE



- Mounts leveling feet and threaded stem casters to T-SLOTS
- Bolts in extrusion end or in T-Slot
- See pages 408-409 for leveling feet
- See page 407 for threaded stem casters



ITEM#	SERIES	A	B	C	D	E	F	G-BOLT SIZE	H-THREAD	J	K
664046	40	40mm	18mm	76mm	38mm	18mm	40mm	M8 SHCS	8mm	19mm	76mm
664047	40	40mm	18mm	76mm	38mm	18mm	40mm	M8 SHCS	10mm	19mm	76mm
664048	40	40mm	18mm	76mm	38mm	18mm	40mm	M8 SHCS	12mm	19mm	76mm
664031	40	40mm	18mm	76mm	38mm	18mm	40mm	M8 SHCS	16mm	19mm	76mm

RECOMMENDED FASTENERS (EXTRUSION SLOT)

ITEM#	SERIES	QTY 5 HOLE	BOLT	TNUT
651426	40	4	M8 x 20mm SHCS	Economy

RECOMMENDED FASTENERS (EXTRUSION END)

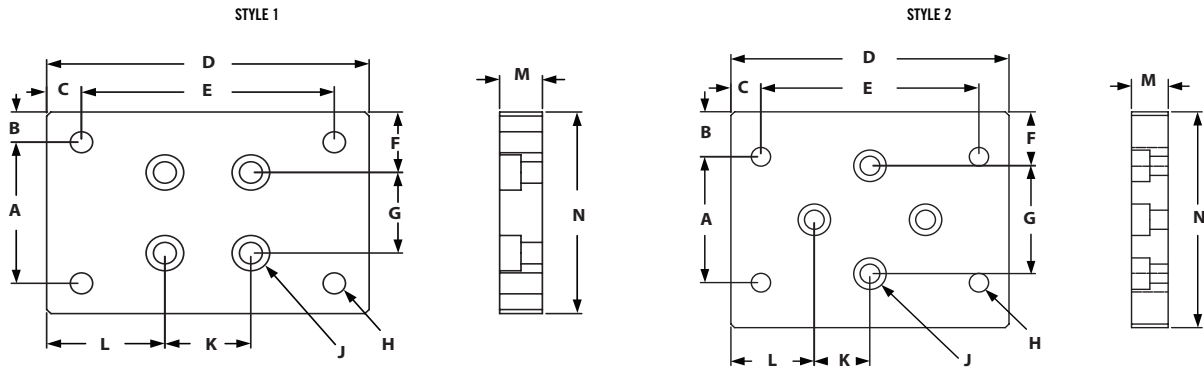
ITEM#	SERIES	QTY 5 HOLE	BOLT
651350	40	4	M8 x 25mm SHCS

TLOTS Hardware

FLANGE MOUNT CASTER BASE PLATE



- Mounts Flange Mount Caster and Deluxe Flange Mount Caster to extrusion
- Mount Base Plate to either extrusion end or slot



STYLE 1

ITEM#	SERIES	A	B	C	D	E	F	G	H-TAP	J	K	L	M	N
664067	40	44.45mm	15.875mm	10.287mm	95.250mm	74.676mm	11.750mm	40mm	M8	M8 SHCS	40mm	34.925mm	19.05mm	76.2mm

STYLE 2

ITEM#	SERIES	A	B	C	D	E	F	G	H-TAP	J	K	L	M	N
664068	40	44.45mm	15.875mm	10.287mm	95.250mm	74.676mm	11.750mm	40mm	M8	M8 SHCS	40mm	34.925mm	19.05mm	76.2mm

RECOMMENDED FASTENERS (EXTRUSION SLOT)

ITEM#	SERIES	QTY	BOLT	TNUT
651537	40	4	M8 x 20mm SHCS	Economy

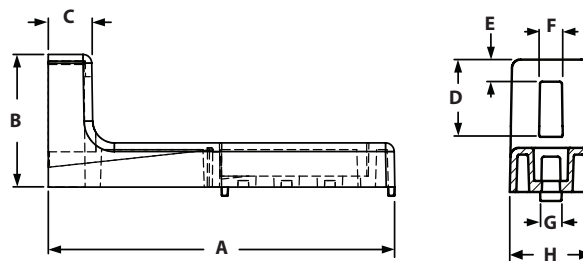
RECOMMENDED FASTENERS (EXTRUSION END)

ITEM#	SERIES	QTY	BOLT
651350	40	4	M8 x 20mm SHCS

FLOOR BRACKET



- Adjustable height up to 2.83"
- Connect extrusion to floor vertically
- Die-cast zinc



ITEM#	SERIES	A	B	C	D	E	F	G	H
655766	40	160.00mm	60.00mm	20.00mm	35.00mm	10.00mm	10.00mm	8.00mm	38.00mm

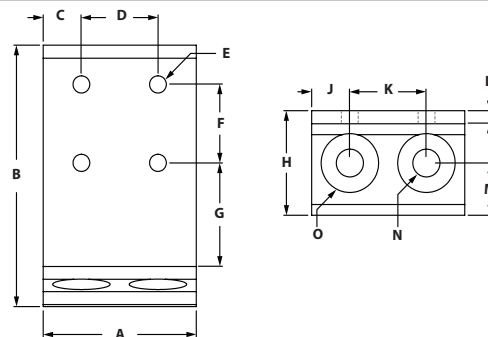
RECOMMENDED FASTENER

ITEM#	QTY	DESCRIPTION
651344	1	M8 x 16mm SHCS
651367	1	M8 Economy Tnut

ECONOMY BASE PLATES - FLOOR MOUNTS



- Strong economy base plates
- Bolts directly in the Slot
- Allows vertical adjustments
- More economical than standard Floor Mount Base Plate



ITEM#	SERIES	A	B	C	D	E	F	G	H	J	K	L	M	N	O
655276	40	40mm	127mm	20mm	N/A	8.33mm	38.1mm	80mm	50.8mm	20mm	N/A	6.3mm	17.5mm	13.49mm	28.58mm
664016	40	80mm	127mm	20mm	40mm	8.33mm	40mm	80mm	50.8mm	20mm	40mm	6.3mm	17.5mm	13.49mm	28.58mm

RECOMMENDED HARDWARE

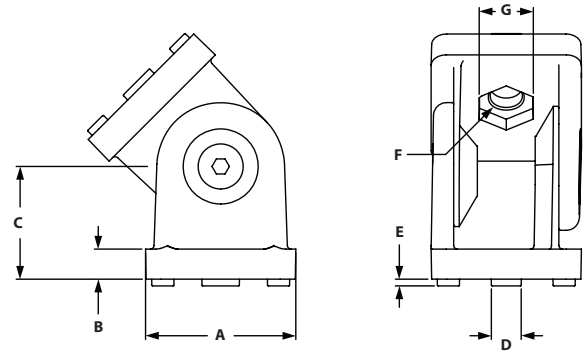
ITEM#	SERIES	QTY	BOLT	TNUT
651506	40	2 TO 4	M8 x 16mm BHSCS	Economy

Pivot Joints

PIVOT JOINT 40



- Bushing enables pivot to be both structural and dynamic
- Locating pins can be removed to accommodate both extrusion end and side mount assembly



ITEM#	FINISH	SERIES	A	B	C	D-SLOT	E	F	G
664088	Die Cast Zinc	40	40mm	8mm	30mm	8/10	1.8mm	8.5mm	14mm

RECOMMENDED FASTENERS (TO EXTRUSION SLOT)

BOLT ITEM	QTY	BOLT	TNUT TYPE
651512	2	M8 x 16mm SHCS	Economy

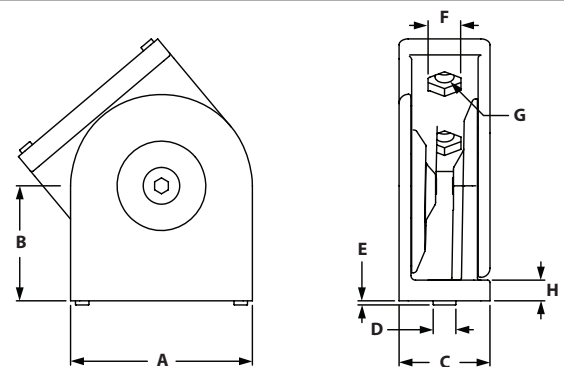
RECOMMENDED FASTENERS (TO EXTRUSION END)

BOLT ITEM	QTY	BOLT
651346	2	M8 x 20mm SHCS

PIVOT JOINT 4080



- Bushing enables pivot to be both structural and dynamic
- Locating pins can be removed to accommodate both extrusion end and side mount assembly



ITEM#	FINISH	SERIES	A	B	C	D-SLOT	E	F	G	H
671103	Die Cast Zinc	40	80mm	50mm	40mm	8/10	2.8mm	14mm	8.4mm	9mm

RECOMMENDED FASTENERS (TO EXTRUSION SLOT)

BOLT ITEM	QTY	BOLT	TNUT TYPE
651512	4	M8 x 16mm SHCS	Economy

RECOMMENDED FASTENERS (TO EXTRUSION END)

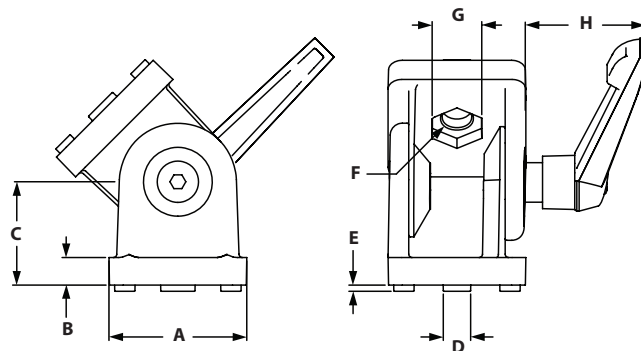
BOLT ITEM	QTY	BOLT
651346	4	M8 x 20mm SHCS

Pivot Joints With Locking Lever

PIVOT JOINT 40 WITH LOCKING LEVER



- Bushing enables pivot to be both structural and dynamic
- Locating pins can be removed to accommodate both extrusion end and side mount assembly



ITEM#	FINISH	SERIES	A	B	C	D-SLOT	E	F	G	H
664089	Die Cast Zinc	40	40mm	8mm	30mm	8/10	1.8mm	8.5mm	14mm	41mm

RECOMMENDED FASTENERS (TO EXTRUSION SLOT)

BOLT ITEM	QTY	BOLT	TNUT TYPE
651512	2	M8 x 16mm SHCS	Economy

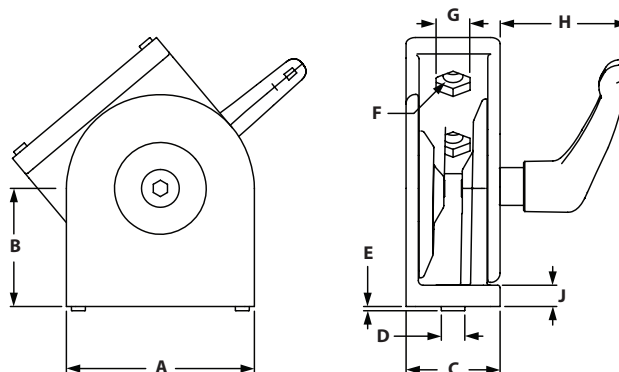
RECOMMENDED FASTENERS (TO EXTRUSION END)

BOLT ITEM	QTY	BOLT
651346	2	M8 x 20mm SHCS

PIVOT JOINT 4080 WITH LOCKING LEVER



- Bushing enables pivot to be both structural and dynamic
- Locating pins can be removed to accommodate both extrusion end and side mount assembly



ITEM#	FINISH	SERIES	A	B	C	D-SLOT	E	F	G	H	J
671108	Die Cast Zinc	40	80mm	50mm	40mm	8/10	2.8mm	8.4mm	14mm	54mm	9mm

RECOMMENDED FASTENERS (TO EXTRUSION SLOT)

BOLT ITEM	QTY	BOLT	TNUT TYPE
651512	4	M8 x 16mm SHCS	Economy

RECOMMENDED FASTENERS (TO EXTRUSION END)

BOLT ITEM	QTY	BOLT
651346	4	M8 x 20mm SHCS

CONTENT


06 TSLOTS Panels

Plastic Panels	422-425
PVC Coated Wire Mesh	425
Area Calculator Matrix	426
Panel Mount Blocks & Brackets	427-428
Panel Retainers	429
Mesh Panel Retainers	430
Backing Plates	431
Mesh Panel Retainer Assemblies	432
Panel Stiffener & Gasket	432-433
Glass Panel Clamp	434
Slatwall Panels	435

06 PANELS METRIC

TSLOTS Panels


ACRYLIC PANELS



- *Lightweight*
- *Weather resistant*
- *High optical clarity*
- *Great for displays or Partitions*

ITEM#	COLOR	MATERIAL	THICKNESS	STOCK SIZE
655424	Clear	Acrylic	.236" (6mm)	4' x 8' +.250"/-0
655425	Clear	Acrylic	.177" (4.5mm)	4' x 8' +.250"/-0
655426	White	Acrylic	.236" (6mm)	4' x 8' +.250"/-0
655427	White	Acrylic	.177" (4.5mm)	4' x 8' +.250"/-0
655428	Black	Acrylic	.236" (6mm)	4' x 8' +.250"/-0
655429	Black	Acrylic	.177" (4.5mm)	4' x 8' +.250"/-0
655430	Bronze	Acrylic	.236" (6mm)	4' x 8' +.250"/-0
655431	Bronze	Acrylic	.177" (4.5mm)	4' x 8' +.250"/-0

POLYCARBONATE PANELS




- *High durability and impact resistance*
- *High optical clarity*
- *Highly machinable*
- *Great for enclosures, guarding, or safety applications*

ITEM#	COLOR	MATERIAL	THICKNESS	STOCK SIZE
655432	Clear	Polycarbonate	.236" (6mm)	4' x 8' +.250"/-0
655433	Clear	Polycarbonate	.177" (4.5mm)	4' x 8' +.250"/-0
682883	Clear	Polycarbonate	.375" (9.5mm)	4' x 8' +.250"/-0
682884	Clear	Polycarbonate	.500" (12.7mm)	4' x 8' +.250"/-0
655448	Gray	Polycarbonate	.236" (6mm)	4' x 8' +.250"/-0
655449	Gray	Polycarbonate	.177" (4.5mm)	4' x 8' +.250"/-0
655434	Bronze	Polycarbonate	.236" (6mm)	4' x 8' +.250"/-0
655435	Bronze	Polycarbonate	.177" (4.5mm)	4' x 8' +.250"/-0

- *Machining Service – Panel Cut to Size 660062 & 660063*
- *Panels are ordered by the sq. ft.*
- *For custom panels contact Tslots. See page 4 for information*


HDPE PANELS



- Textured on both sides
- Impact and corrosion resistant
- Highly machinable
- Great for enclosures, guarding, or safety applications

ITEM#	COLOR	MATERIAL	THICKNESS	STOCK SIZE
655690	Black	HDPE	.236" (6mm)	4' x 8' +.250"/-0
655691	Blue	HDPE	.236" (6mm)	4' x 8' +.250"/-0
655695	Red	HDPE	.236" (6mm)	4' x 8' +.250"/-0

HAIRCELL ABS PANELS



- One smooth side and one textured side
- Impact resistant
- Highly machinable
- Great for workstations and partitions

ITEM#	COLOR	MATERIAL	THICKNESS	STOCK SIZE
655436	Black	Haircell ABS	.236" (6mm)	4' x 8' +.250"/-0
655437	Black	Haircell ABS	.177" (4.5mm)	4' x 8' +.250"/-0

- Machining Service – Panel Cut to Size 660062 & 660063
- Panels are ordered by the sq. ft.
- For custom panels contact Tslots. See page 4 for information

TSLOTS Panels


EXPANDED PVC PANELS



- Chemical and weather resistant
- Lightweight
- Highly machinable
- Great for displays and partitions

ITEM#	COLOR	MATERIAL	THICKNESS	STOCK SIZE
655440	Black	Expanded PVC	.236" (6mm)	4' x 8' +.250"/-0
655441	Black	Expanded PVC	.118" (3mm)	4' x 8' +.250"/-0
655442	Red	Expanded PVC	.236" (6mm)	4' x 8' +.250"/-0
655443	Red	Expanded PVC	.118" (3mm)	4' x 8' +.250"/-0
655444	Blue	Expanded PVC	.236" (6mm)	4' x 8' +.250"/-0
655445	Blue	Expanded PVC	.118" (3mm)	4' x 8' +.250"/-0
655446	Gray	Expanded PVC	.236" (6mm)	4' x 8' +.250"/-0
655447	Gray	Expanded PVC	.118" (3mm)	4' x 8' +.250"/-0
655438	White	Expanded PVC	.236" (6mm)	4' x 8' +.250"/-0
655439	White	Expanded PVC	.118" (3mm)	4' x 8' +.250"/-0
682882	Clear	PVC	.236" (6mm)	4' x 8' +.250"/-0
655450	Yellow	Expanded PVC	.236" (6mm)	4' x 8' +.250"/-0
655451	Yellow	Expanded PVC	.118" (3mm)	4' x 8' +.250"/-0

ALUMALITE PANELS



- Weather resistant
- High durability
- Lightweight alternative to solid aluminum plate
- Great for workstations, enclosures, or displays

ITEM#	COLOR	MATERIAL	THICKNESS	STOCK SIZE
655452	Blue	Alupalite	.236" (6mm)	4' x 8' +.250"/-0
655454	Silver	Alupalite	.236" (6mm)	4' x 8' +.250"/-0

- Machining Service – Panel Cut to Size 660062 & 660063
- Panels are ordered by the sq. ft.
- For custom panels contact Tslots. See page 4 for information

ALUCOBOND PANELS



- Weather resistant
- High durability
- Lightweight alternative to solid aluminum plate
- Great for workstations, enclosures, or displays
- Platinum only on one side
- Aluminum sheets separated by thermoplastic core

ITEM#	COLOR	MATERIAL	THICKNESS	STOCK SIZE
655457	Platinum	Alucobond	.157" (4mm)	4' x 8' +.250"/-0


DIE BOND PANELS



- Weather resistant
- High durability
- Lightweight alternative to solid aluminum plate
- Great for workstations, enclosures, or displays
- White on one side and black on the other side

ITEM#	COLOR	MATERIAL	THICKNESS	STOCK SIZE
655857	White/Black	Diebond	.118"	4' x 8' +.250"/-0

WIRE MESH



- Great for workstations, enclosures, or displays
- See page 447 for cutting
- Use calculation matrix on page 406 to measure area

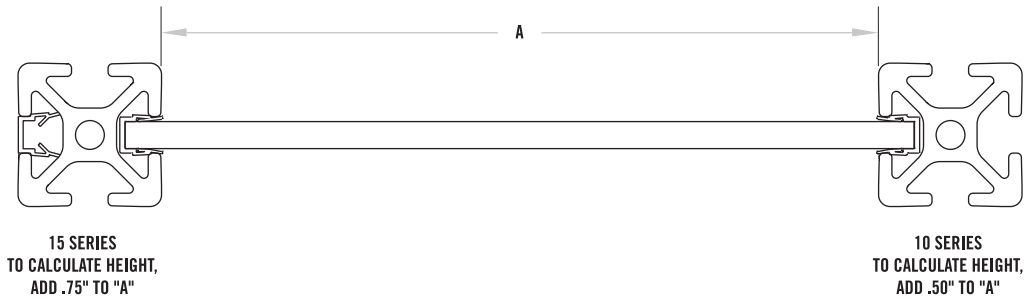
ITEM#	SIZE	COLOR	MATERIAL	GAUGE	OVERALL THICKNESS	STOCK SIZE
655318	.5" x .5"	Black	PVC	16	.140"	4' x 8' +.250"/-0
655319	.5" x .5"	Yellow	PVC	16	.140"	4' x 8' +.250"/-0
655316	1" x 1"	Black	PVC	12	.210"	4' x 8' +.250"/-0
655317	1" x 1"	Yellow	PVC	12	.210"	4' x 8' +.250"/-0
655818	2" x 2"	Black	PVC	12	.210"	4' x 8' +.250"/-0
655830	2" x 2"	Yellow	PVC	12	.210"	4' x 8' +.250"/-0

TSLOTS Panel Hardware

AREA CALCULATION MATRIX

HOW TO USE THE MATRIX

- Round both length and width dimensions up to the next 6" increment
- Find the length and width along the top and side of area calculation matrix
- Find the area in square feet at the intersection of the length and width matrix

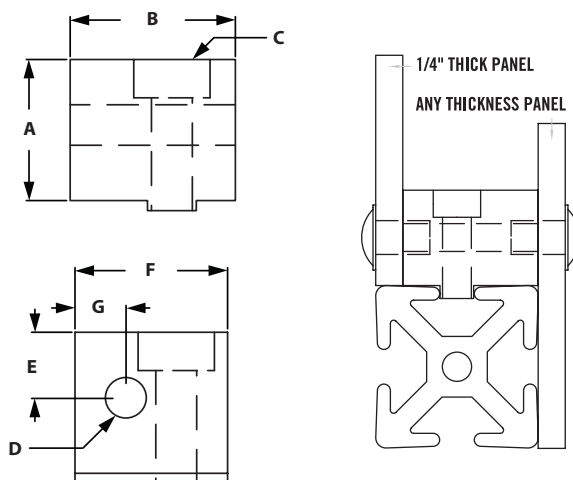


		WIDTH									
		6"	12"	18"	24"	30"	36"	42"	48"	54"	60"
LENGTH	6"	0.25	0.50	0.75	1.00	1.25	1.50	1.75	2.00	2.25	2.50
	12"	0.50	1.00	1.50	2.00	2.50	3.00	3.50	4.00	4.50	5.00
	18"	0.75	1.50	2.25	3.00	3.75	4.50	5.25	6.00	6.75	7.50
	24"	1.00	2.00	3.00	4.00	5.00	6.00	7.00	8.00	9.00	10.00
	30"	1.25	2.50	3.75	5.00	6.25	7.50	8.75	10.00	11.25	12.50
	36"	1.50	3.00	4.50	6.00	7.50	9.00	10.50	12.00	13.50	15.00
	42"	1.75	3.50	5.25	7.00	8.75	10.50	12.25	14.00	15.75	17.50
	48"	2.00	4.00	6.00	8.00	10.00	12.00	14.00	16.00	18.00	20.00
	54"	2.25	4.50	6.75	9.00	11.25	13.50	15.75	18.00	20.25	22.50
	60"	2.50	5.00	7.50	10.00	12.50	15.00	17.50	20.00	22.50	25.00
	66"	2.75	5.50	8.25	11.00	13.75	16.50	19.25	22.00	24.75	27.50
	72"	3.00	6.00	9.00	12.00	15.00	18.00	21.00	24.00	27.00	30.00
	78"	3.25	6.50	9.75	13.00	16.25	19.50	22.75	26.00	29.25	32.50
	84"	3.50	7.00	10.50	14.00	17.50	21.00	24.50	28.00	31.50	35.00
	90"	3.75	7.50	11.25	15.00	18.75	22.50	26.25	30.00	33.75	37.50
	96"	4.00	8.00	12.00	16.00	20.00	24.00	28.00	32.00	36.00	40.00
102"	4.25	8.50	12.75	17.00	21.25	25.50	29.75	34.00	38.25	42.50	
108"	4.50	9.00	13.50	18.00	22.50	27.00	31.50	36.00	40.50	45.00	

PANEL MOUNT BLOCK



- Allows you to mount panel flush or offset with extrusion
- Simplifies adding or removing panels
- Drilling panel required
- Fasteners for mounting to extrusion included



ITEM#	SERIES	A	B	C	D	E	F	G
655286	40	22.23mm	31.75mm	1/4-20 SHCS	5/16-18 Tap	11.18mm	25.4mm	9.9mm

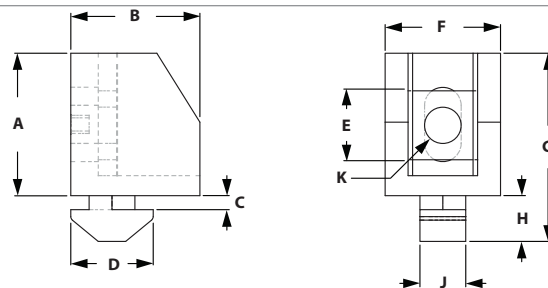
RECOMMENDED FASTENERS

ITEM#	SERIES	QTY	DESCRIPTION
651029	40	1	1/4-20 x 1" SHCS
651105	40	1	1/4-20 Offset Economy Trut

NYLON PANEL MOUNT BLOCK



- Panel inserts from the top then twists 90° to lock into place.
- Made of Black Nylon
- .5" offset from edge for hole placement of panel.



ITEM#	SERIES	A	B	C	D	E	F	G	H	J	K-THREAD
655681	40	22.50mm	25.00mm	4.20mm	17.00mm	19.05mm	19.05mm	34.00mm	9.00mm	6.00mm	1/4-20

INCLUDED FASTENERS

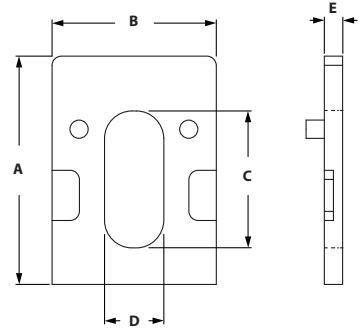
BOLT	QTY	DESCRIPTION
671047	1	Uniblock Spacer
651462	1	1/4-20 x 1" BHSCS

TLOTS Hardware

UNIBLOCK SPACERS



- Work with panel mount block to increase thickness
- Allows for offset panel mounting
- Reduces movement and vibration

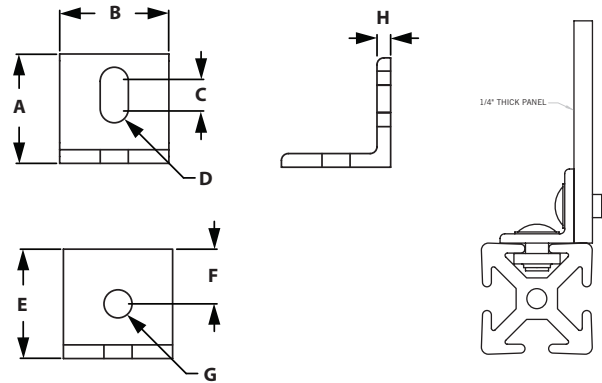


ITEM#	SERIES	A	B	C	D	E
671046	40	25.00mm	18.5mm	15.00mm	6.50mm	3.00mm
671047	40	25.00mm	18.5mm	15.00mm	6.50mm	5.00mm

PANEL MOUNT BRACKET



- Lower cost alternative than Panel Mount Block
- Slotted hole makes alignment easy
- Drilling panel required



ITEM#	SERIES	A	B	C	D	E	F	G	H
655291	40	25.4mm	25.4mm	6.35mm	4.17mm	25.4mm	12.7mm	8.33mm	3.18mm

RECOMMENDED FASTENERS (EXTRUSION SLOT)

ITEM#	SERIES	QTY	DESCRIPTION
651343	40	1	M8 x 12mm BHSCS
651367	40	1	M8 Economy Trnut

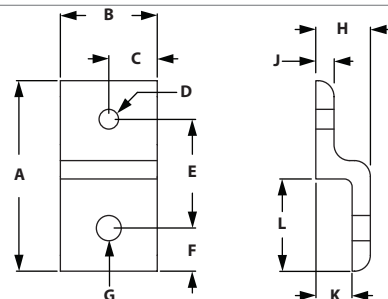
RECOMMENDED FASTENERS (EXTRUSION END)

ITEM#	SERIES	QTY	DESCRIPTION
651345	40	1	M8 x 16mm BHSCS
651353	40	1	M8 Hex Nut
651387	40	1	M8 Washer

SINGLE PANEL RETAINER



- Strongest way to retain panels
- Simplifies panel installation and removal
- Drilling panel required



ITEM#	SERIES	A	B	C	D-TAP	E	F	G	H	J	K	L
664039	40	77.00mm	40.00mm	20.00mm	M8 x 1.25	44.40mm	15.80mm	8.33mm	21.95mm	6.00mm	15.95mm	37.00mm

RECOMMENDED FASTENERS (EXTRUSION SLOT)



ITEM#	SERIES	QTY	BOLT	TNUT
651345 & 651367	40	1 ea	M8 x 16mm BHSCS & M8 Economy Tnut	Economy

RECOMMENDED FASTENERS (FOR 1/4" PANEL)

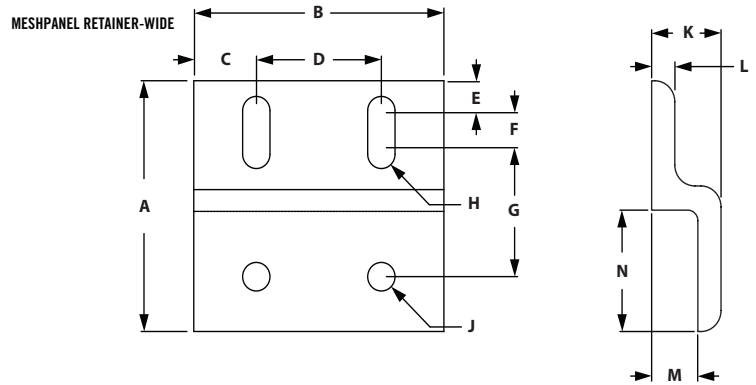
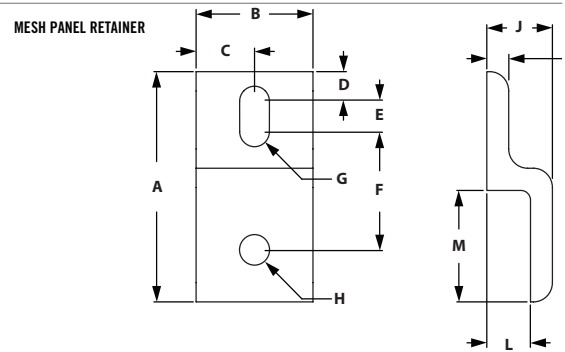
ITEM#	SERIES	QTY	BOLT
651347	40	1	M8 x 20mm BHSCS
651353	40	1	M8 Hex Nut
651387	40	1	M8 Washer

TLOTS Hardware

MESH PANEL RETAINER



- Strongest way to retain wire mesh
- Prevents wire mesh from pushing out of the slot
- Simplifies installation and removal of wire mesh



SINGLE RETAINER

ITEM#	SERIES	A	B	C	D	E	F	G	H
664082	40	77.00mm	40.00mm	20.00mm	8.74mm	12.70mm	38.76mm	8.33mm	8.33mm
		J	K	L	M				
		22.00mm	6.00mm	16.00mm	37.00mm				

SINGLE RETAINER-WIDE

ITEM#	SERIES	A	B	C	D	E	F	G	H
664204	40	77.00mm	80.00mm	20.00mm	40.00mm	8.64mm	12.70mm	38.80mm	8.33mm
		J	K	L	M				
		8.33mm	22.00mm	6.00mm	16.00mm				

RECOMMENDED FASTENERS (EXTRUSION SLOT)

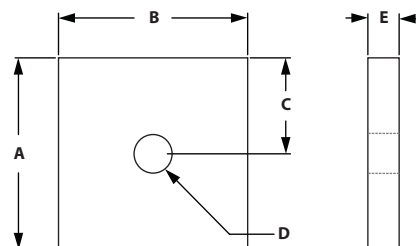
ITEM#	SERIES	QTY	QTY FOR WIDE	BOLT	TNUT
651345 & 651367	40	1 ea	2 ea	M8 x 16mm BHSCS & M8 Economy Tnut	Economy

BACKING PLATES

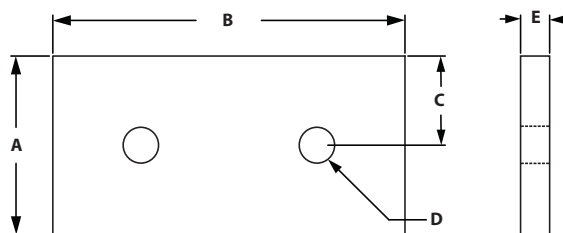


◦ Secures mesh panel retainers to the wire mesh

BACKING PLATE



BACKING PLATE-WIDE



BACKING PLATES

ITEM#	SERIES	A	B	C	D-THREAD	E
664069	40	38.10mm	38.10mm	19.00mm	M8 x 1.25	6.35mm

BACKING PLATES-WIDE


ITEM#	SERIES	A	B	C	D-THREAD	E
664205	40	38.10mm	80.00mm	19.00mm	M8 x 1.25	6.35mm

RECOMMENDED FASTENERS (RETAINER TO BACKING PLATE)

ITEM#	SERIES	QTY	QTY FOR WIDE	BOLT
651347	40	1	2	M8 x 20mm BHSCS

TLOTS Hardware

MESH PANEL RETAINERS ASSEMBLY



- Strongest way to retain wire mesh
- Prevents wire mesh from pushing out of T-Slot
- Simplifies installation and removal of wire mesh

**Fasteners for gauge wire included.*

MESH PANEL RETAINERS ASSEMBLY

COMBO ITEM#	SERIES	RETAINER	QTY	BACKING PLATE	QTY	BOLT TO PLATE	QTY
664066	40	664082	1	664069	1	651347	1

MESH PANEL RETAINERS ASSEMBLY - WIDE

COMBO ITEM#	SERIES	RETAINER	QTY	BACKING PLATE	QTY	BOLT TO PLATE	QTY
664206	40	664204	1	664205	1	651347	2

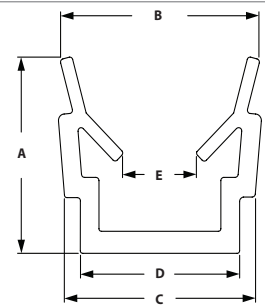
RECOMMENDED FASTENERS (EXTRUSION SLOT)

ITEM#	SERIES	QTY	QTY FOR WIDE	BOLT	TNUT
651345 & 651367	40	1 ea	2 ea	M8 x 16mm BHSCS & M8 Economy Tnut	Economy

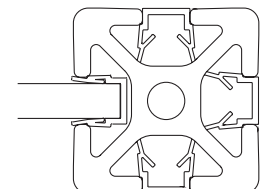

DELUXE PLASTIC PANEL GASKET




- Recessed in slot to secure plastic panels
- The deluxe gasket can also be used as a slot cover



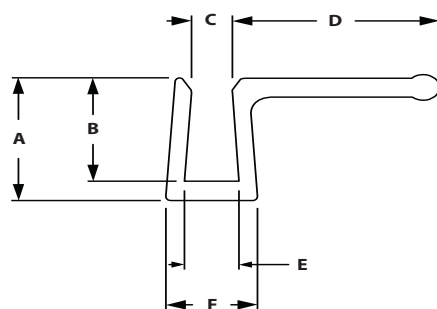
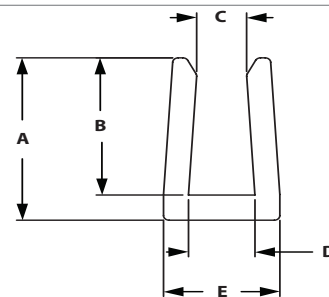
ITEM#	SERIES	COLOR	LENGTH	MATERIAL	A	B	C	D	E
655827	40	Black	72"	HDPE	11.00mm	10.50mm	9.00mm	8.20mm	5.00mm
655760	40	Yellow	78" (2M)	HDPE	11.00mm	10.50mm	9.00mm	8.20mm	5.00mm
655761	40	Natural	78" (2M)	HDPE	11.00mm	10.50mm	9.00mm	8.20mm	5.00mm



PANEL STIFFENER



◦ Increases the rigidity of 1/4" panels



ITEM#	SERIES	LENGTH	A	B	C	D	E
655285	40	72"	18.03mm	15.24mm	4.60mm	6.10mm	10.67mm

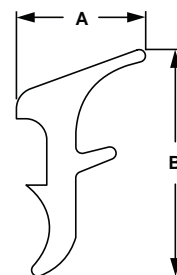
WITH HANDLE

ITEM#	SERIES	LENGTH	A	B	C	D	E	F
655290	40	72"	18.03mm	15.24mm	4.60mm	24.13mm	6.22mm	10.67mm

RUBBER PANEL GASKET



- Place in slot to secure panels or mesh
- Can be easily placed in slot after panel or mesh has been placed
- Can be ordered by the foot or 150' roll



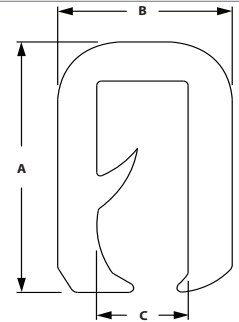
ITEM#	SERIES	SOLD	A	B
655110	40	Per Foot	7.90mm	13.89mm
655112	40	Per 150' Roll	7.90mm	13.89mm

TLOTS Hardware

WIRE EDGE COVER



- Applied to the edge of wire mesh to prevent cuts
- Creates a clean and a safe guarding



ITEM#
655312

COLOR
Black

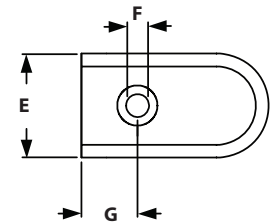
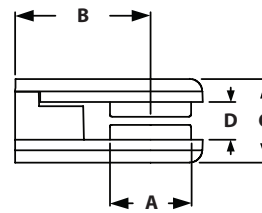
MATERIAL
PVC/Aluminum

A 13.80mm
B 9.00mm
C 4.75mm

GLASS PANEL CLAMP



- To fix glass and other panels to extrusion
- Die-cast zinc
- For panels 2-9.5mm
- Included fasteners- M5 x 16mm SHCS Bright Zinc (connect clamps together) and 5 rubber pads for panels



ITEM#
671043

SERIES
40

A 19.5mm

B 32.5mm

C 20mm

D 9mm

E 25mm

F 5.5mm

G 13.5mm

RECOMMENDED FASTENERS

SERIES
40

QTY
1 EA

BOLT ITEM
699933

BOLT
M5 x 16mm SHCS

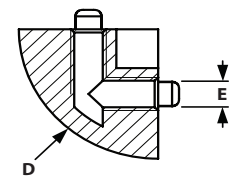
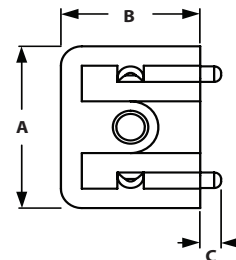
TNUT
651646

TYPE
Drop-In

GLASS PANEL CORNER CONNECTION



- To make corner connection with two panels using two glass panel clamps
- Die-cast zinc
- Included fasteners- 2 screws M5 x 12mm SHCS Bright Zinc



ITEM#
671044

SERIES
40


B 20mm

C 3mm

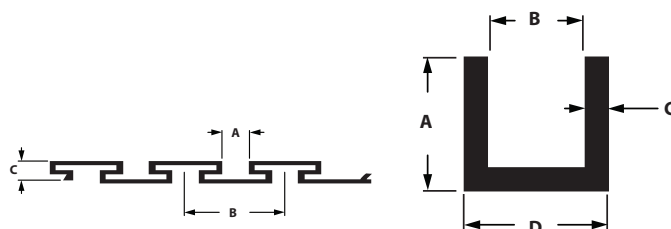
D R20

E M5

SLATWALL PANELS AND U CHANNEL



- Custom size panels are available
- Round to the next full panel



ITEM#	DESCRIPTION	SERIES	LENGTH	A	B	C	D
599900	Slatwall Panel	40	12' 6"	11.43mm	38.10mm	12.57mm	N/A
301901	U Channel	40	12'	19.05mm	12.70mm	3.18mm	19.05mm

RECOMMENDED FASTENERS (FOR 10S EXTRUSION)

BOLT	QTY	DESCRIPTION
653273	1	10 to 15s 2 Hole Transition Strip
651130	1	1/4-20 x 1/2" FBHSCS & Econ Tnut
651129	1	5/16-18 x 11/16" FBHSCS & Econ Tnut

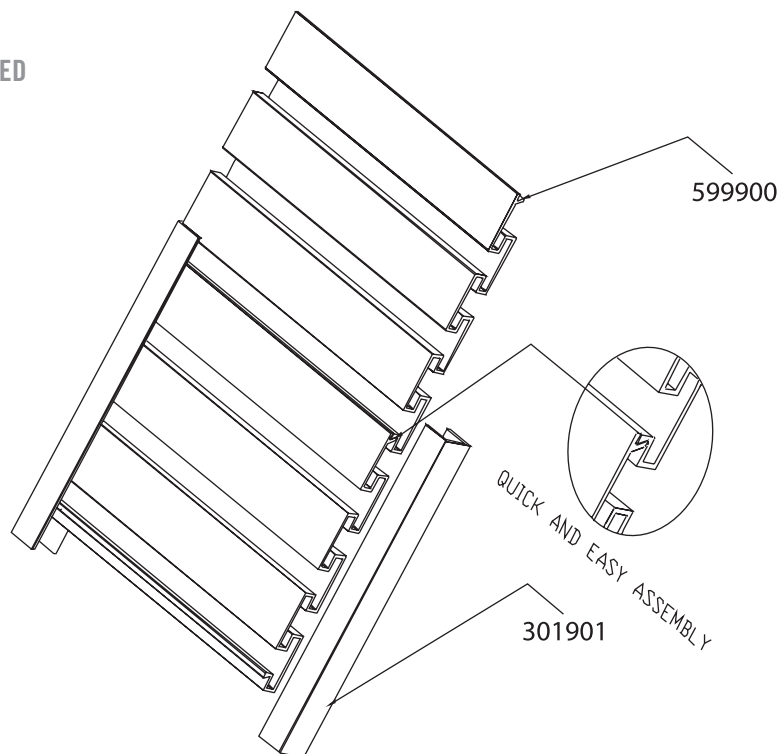
RECOMMENDED FASTENERS (FOR 15S EXTRUSION)

BOLT	QTY	DESCRIPTION
653141	1	15s 2 Hole Joining Strip
651129	2	5/16-18 x 11/16" FBHSCS & Econ Tnut

CALCULATION FORMULA FOR NUMBER OF PANELS NEEDED

(Desired Panel Height - 0.335)

4.6



CONTENT

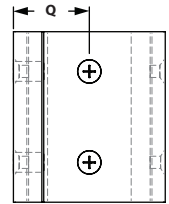
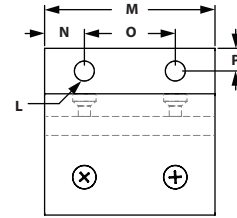
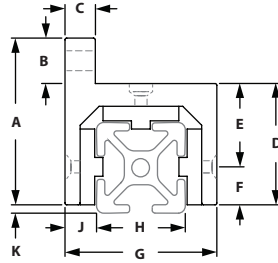
07 TSLOTS Metric Bearings

Economy Bearings	438-439
Machining Service	440-441
Replacement Pads	442
Brake Kits	443-444

07 LINEAR MOTION METRIC

Linear Motion

ECONOMY SINGLE FLANGE LINEAR BEARINGS - SHORT

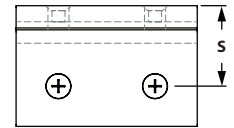
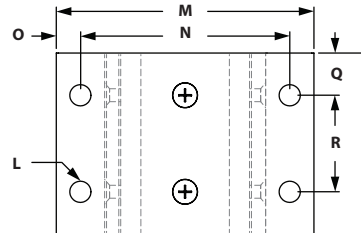
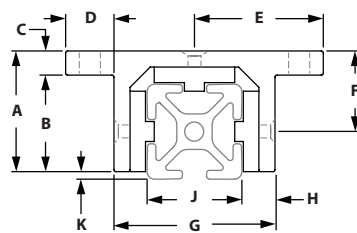



ITEM#	SERIES	A	B	C	D	E	F	G	H	J	K
657166	40	71.81mm	19.00mm	11.99mm	52.81mm	54.38mm	17.42mm	65.13mm	40.00mm	12.32mm	.258mm
		L	M	N	O	P	Q				
		8.33mm	74.98mm	17.50mm	40.00mm	9.50mm	32.56mm				

RECOMMENDED FASTENERS

ITEM #	SERIES	QTY	BOLT	T-NUT
651367	40	2	M8 x 20mm SHCS	Offset Economy

ECONOMY DOUBLE FLANGE SINGLE WIDE LINEAR BEARING - SHORT



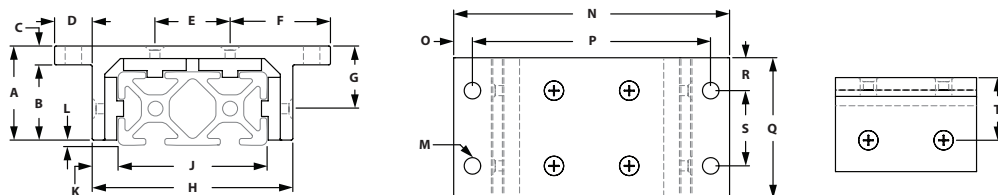
ITEM#	SERIES	A	B	C	D	E	F	G	H	J	K
657167	40	50.00mm	41.00mm	9.00mm	19.00mm	51.56mm	32.56mm	65.13mm	12.32mm	40.00mm	2.58mm
		L	M	N	O	P	Q	R	S		
		8.33mm	103.12mm	84.12mm	9.50mm	75.00mm	17.50mm	40.00mm	32.56mm		

RECOMMENDED FASTENERS

ITEM #	SERIES	QTY	BOLT	T-NUT
651367	40	4	M8 x 20mm SHCS	Offset Economy

» See page *** for recommended load ratings.

ECONOMY DOUBLE FLANGE DOUBLE WIDE LINEAR BEARING - SHORT

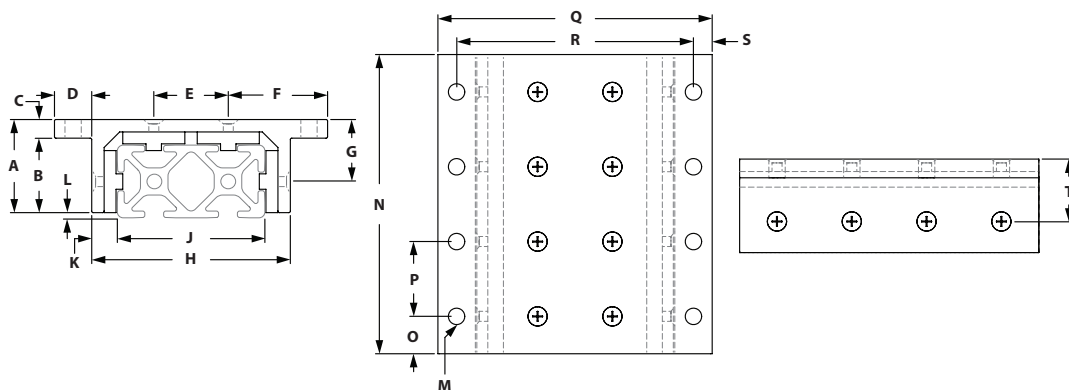



ITEM#	SERIES	A	B	C	D	E	F	G	H	J	K
657168	40	71.81mm	19.00mm	11.99mm	52.81mm	40.00mm	17.43mm	32.56mm	105.31mm	80.00mm	12.32mm
		L	M	N	O	P	Q	R	S	T	
		2.58mm	8.33mm	143.31mm	9.50mm	124.31mm	75.00mm	17.50mm	40.00mm	32.56mm	

RECOMMENDED FASTENERS

ITEM #	SERIES	QTY	BOLT	T-NUT
651367	40	4	M8 x 20mm SHCS	Offset Economy

ECONOMY DOUBLE FLANGE DOUBLE WIDE LINEAR BEARING - LONG



ITEM#	SERIES	A	B	C	D	E	F	G	H	J	K
657176	40	71.81mm	19.00mm	11.99mm	52.81mm	40.00mm	17.43mm	32.56mm	105.31mm	80.00mm	12.32mm
		L	M	N	O	P	Q	R	S	T	
		2.58mm	8.33mm	160.00mm	17.50mm	40.00mm	143.31mm	124.31mm	9.50mm	32.56mm	

RECOMMENDED FASTENERS

ITEM #	SERIES	QTY	BOLT	T-NUT
651367	40	8	M8 x 20mm SHCS	Offset Economy

» See page 221 for recommended load ratings.

Linear Motion

LINEAR BEARING MACHINING SERVICES



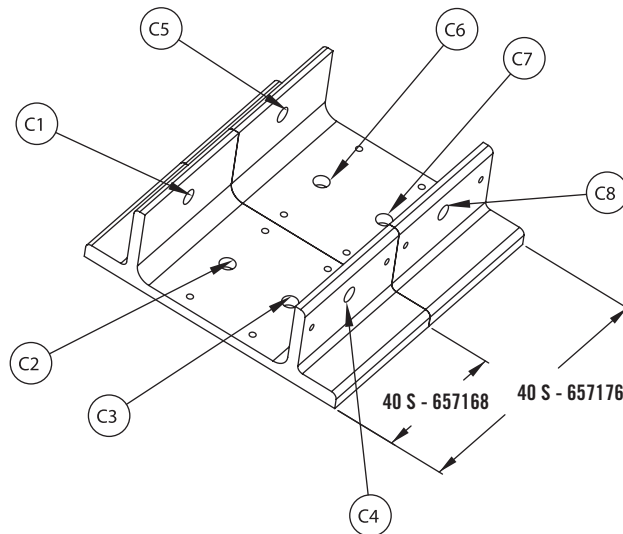
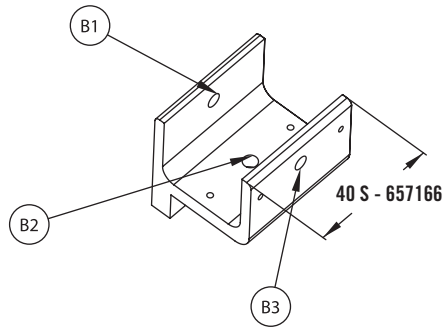
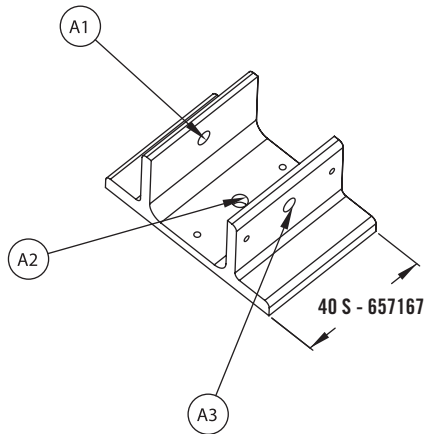
» We recommend applying Linear Brake on the side without the set screw if possible.

» Refer to linear bearing drawings on pages 214-219 for dimensions.

ITEM #	SERIES	DESCRIPTION
660092	40	Brake Machining Service (.328) Hole

To order linear bearing machining services, specify the linear bearing, the machining service and the brake hole location.
 When ordering linear bearing machining services, make sure the linear bearing and the machining service are both the same series.

Example - 657168 - 660092 @ C4



Linear Bearing Information

TLOTS LINEAR BEARINGS

The shimless linear bearing from **Eagle Mouldings** provides accurate linear movement on TLOTS extrusions. The bearing can be adjusted for the first time on an assembly or adjusted for wear while assembled to the application, providing that the adjustment screws are available to the adjustment tools. No shims, no disassembly, only accurate sliding.

1. Linear Bearing adjustable bearing pads are delivered in the open position. Slide the bearing on the extrusion to be used. (Fit will be loose, because of the open position.)
2. Using a 3/32 allen wrench for 40 Series linear bearing, loosen the Flathead socket cap screws on each side of the linear bearing incrementally as follows. (Fig. #1)

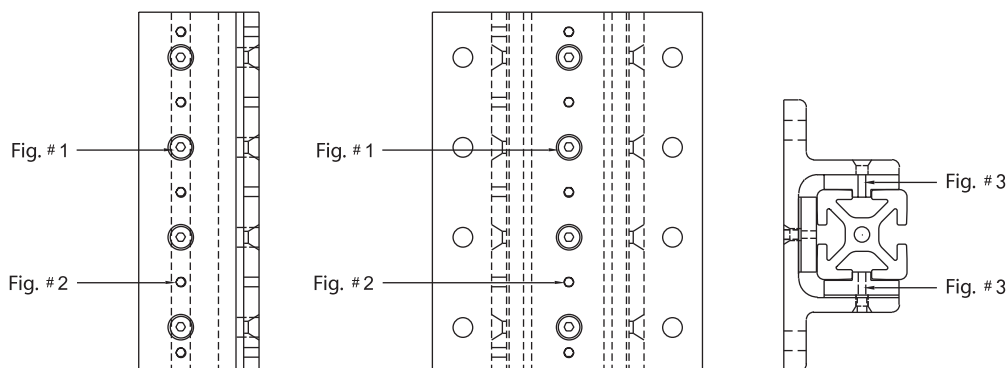
- 40 Series Bearing, 8-32 THREAD

**Each flathead screw should be loosened the same amount, to provide even shimming on the extrusion.*

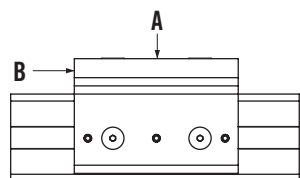
3. Tighten each set screw, using a 5/64 allen wrench for a 40 Series linear bearing, until each flat head screw is properly seated in each countersink. Hint: The amount of turns per set screw will be the same amount as for the flat head socket cap screw. (Fig. #2)

4. For fine tuning: Repeat steps 2 & 3.

Replacement bearing pads are available through **Eagle Mouldings or your distributor. Due to patent requirements, **Eagle Mouldings** requires all users of the aforementioned product to only replace bearing pads as per the drawing below. Only the opposing sides have keyed bearing pads. (Fig. #3)*



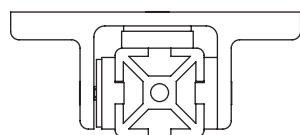
LINEAR BEARING LOAD RATINGS



LINEAR BEARING LOAD RATINGS FOR BOTH ECONOMY AND STANDARD BEARINGS


SERIES	LOAD A	FORCE B
40 S	500 lbs	Force to move = 60 lbs

**Values are recommended load ratings not to be used for design purposes.*

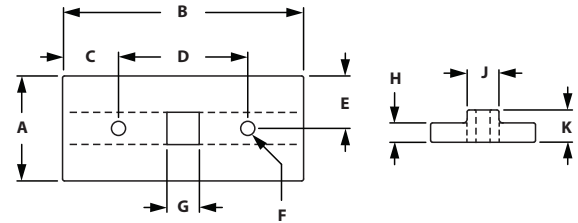


Linear Bearing Replacement Pads

ECONOMY BEARING REPLACEMENT PADS



- Material: UHMW
- Low friction to create better linear motion
- Single keyed
- Premachined holes for easy mounting



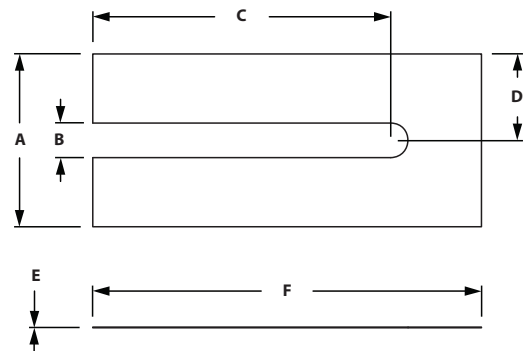
KEYED PADS

ITEM#	SERIES	A	B	C	D	E	F	G	H	J	K
657177	40	31.75mm	74.12mm	17.06mm	40.00mm	15.88mm	3.18mm	7.92mm	6.17mm	7.92mm	9.53mm

LINEAR BEARING SHIM STOCK PADS



- Material: Mylar
- Creates precise fit
- Loosen bearing and insert shim between bearing and pad



LINEAR BEARING SHIM STOCK

ITEM#	SERIES	COLOR	A	B	C	D	E	F
657123	40	Clear	31.75mm	6.35mm	54.76mm	15.88mm	.13mm	71.42mm

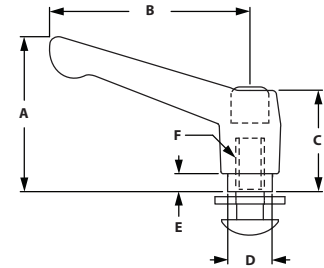
Linear Bearing Brake Kits

*Includes Handle, Stud and Washers
Only applies to brake kits

LINEAR BEARING BRAKE HANDLE KITS



- Adjustable brake kit that can be added to any bearing
- Quick release to allow movement and easy to secure to semi-permanent position
- Machining required for linear bearing



L - HANDLE KIT

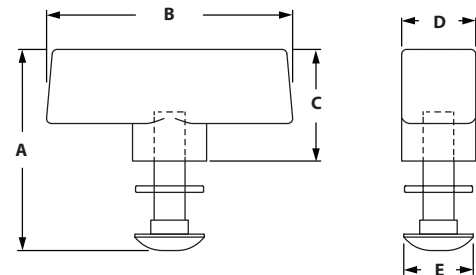
ITEM# 657079 **SERIES** 40 **COLOR** Black

MATERIAL Nylon

A 55.20mm **B** 78.00mm **C** 36.07mm **D** 16.00mm **E** 7.87mm **F** 5/16-18



- Adjustable brake kit that can be added to any bearing
- Release to allow movement and easy to secure to semi-permanent position
- Machining required for linear bearing



T - HANDLE KIT

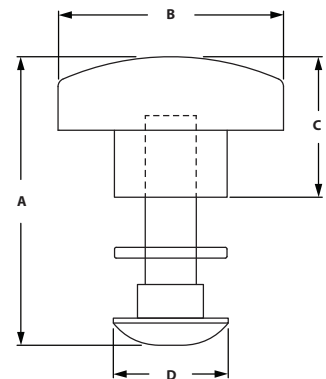
ITEM# 657080 **SERIES** 40 **COLOR** Black

MATERIAL Polyproylene

A 51.71mm **B** 63.27mm **C** 28.70mm **D** 19.05mm **E** 17.86mm



- Adjustable brake kit that can be added to any bearing
- Release to allow movement and easy to secure to semi-permanent position
- Machining required for linear bearing



STAR - HANDLE KIT

ITEM# 657081 **SERIES** 40 **COLOR** Black

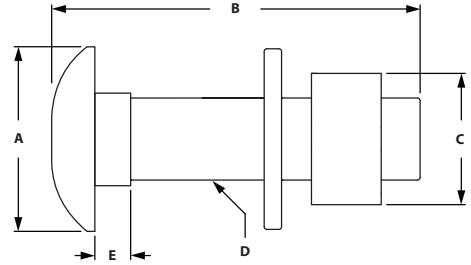
MATERIAL Polyproylene

A 44.86mm **B** 35.05mm **C** 21.84mm **D** 17.86mm

Linear Bearing Brake Kits



- Adjustable stop that can be added to any bearing
- Tightens to secure locking capability
- Machining required for linear bearing



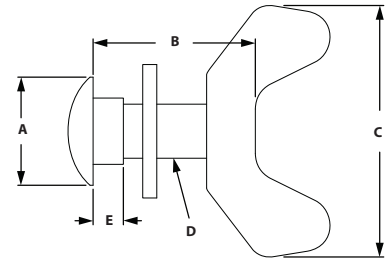
HEX NUT BRAKE KIT

ITEM#	SERIES
657082	40

A	B	C	D	E
17.88mm	35.97mm	14.30mm	5/16-18	4.37mm




- Adjustable stop that can be added to any bearing
- Tightens to secure locking capability
- Machining required for linear bearing



WING NUT BRAKE KIT

ITEM#	SERIES
657083	40

A	B	C	D	E
17.86mm	35.97mm	34.93mm	5/16-18	3.81mm



CONTENT

09 CONNECT GUARDING & LED LIGHTING

Connect Guarding	448-451
LED Lighting	452-453

09 CONNECT GUARDING & LED LIGHTING

CONNECT Guarding

CONNECT™

MODULAR GUARDING SYSTEM



CONCEPT

CONNECT™ uses pre-fabricated panels of varying widths and heights that quickly link together to create a custom guarding solution.

ADVANTAGES

SHORT LEAD TIMES

Pre-fabricated panels will allow you to minimize engineering and design time

MODULAR

Need to modify or add something to the guarding? Simply order the additional parts and install as needed on-site

EASY ASSEMBLY AND INSTALLATION

The panels arrive assembled and ready to connect to each other. Simply link them together and fasten to the floor.



SKETCH

Sketch the footprint of the guarding complete with dimensions and doors.



INSTALL

Once your order arrives, connect the pre-fabricated panels using the included hardware, and fasten to the floor.



SUBMIT

Consult with the TSLOTS distributor to determine which panels will work best for your needs.

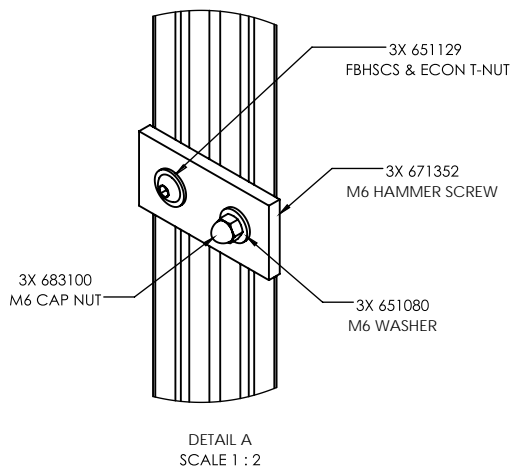
STANDARD CONNECT PANEL



- Connects with Joining Strips
- Assemble in a straight line or at 90 degrees
- 6 inch gap between floor and frame
- Meets OSHA guarding regulations


ITEM #	PANEL SIZE	MATERIAL
114486	1' x 6'	Yellow Wire Mesh
114487	1' x 6'	Black Wire Mesh
114488	1' x 6'	Clear Polycarbonate
114492	1' x 8'	Yellow Wire Mesh
114493	1' x 8'	Black Wire Mesh
114494	1' x 8'	Clear Polycarbonate
114468	3' x 6'	Yellow Wire Mesh
114469	3' x 6'	Black Wire Mesh
114470	3' x 6'	Clear Polycarbonate
114477	3' x 8'	Yellow Wire Mesh
114478	3' x 8'	Black Wire Mesh
114479	3' x 8'	Clear Polycarbonate
114456	4' x 6'	Yellow Wire Mesh
114457	4' x 6'	Black Wire Mesh
114458	4' x 6'	Clear Polycarbonate
114462	4' x 8'	Yellow Wire Mesh
114463	4' x 8'	Black Wire Mesh
114464	4' x 8'	Clear Polycarbonate

ASSEMBLY INFORMATION



CONNECT Guarding

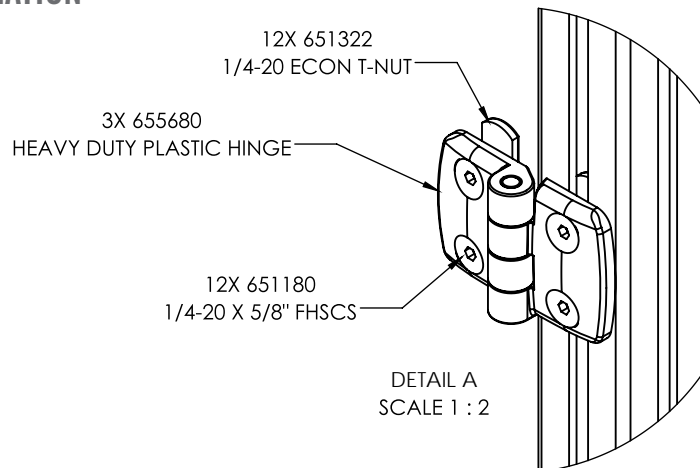
PIVOT CONNECT PANEL



- Connects with Hinges
- Used to create custom angles in guarding
- 6 inch gap between floor and frame
- Meets OSHA guarding regulations

ITEM #	PANEL SIZE	MATERIAL
114489	1' x 6'	Yellow Wire Mesh
114490	1' x 6'	Black Wire Mesh
114491	1' x 6'	Clear Polycarbonate
114495	1' x 8'	Yellow Wire Mesh
114496	1' x 8'	Black Wire Mesh
114497	1' x 8'	Clear Polycarbonate
114471	3' x 6'	Yellow Wire Mesh
114472	3' x 6'	Black Wire Mesh
114473	3' x 6'	Clear Polycarbonate
114480	3' x 8'	Yellow Wire Mesh
114481	3' x 8'	Black Wire Mesh
114482	3' x 8'	Clear Polycarbonate
114459	4' x 6'	Yellow Wire Mesh
114460	4' x 6'	Black Wire Mesh
114461	4' x 6'	Clear Polycarbonate
114465	4' x 8'	Yellow Wire Mesh
114466	4' x 8'	Black Wire Mesh
114467	4' x 8'	Clear Polycarbonate

ASSEMBLY INFORMATION

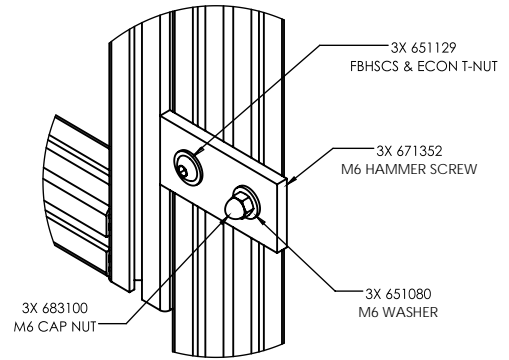


DOORS CONNECT PANEL



- Connects with Joining Strips
- Place anywhere a door is required
- 6 inch gap between floor and frame
- Meets OSHA guarding regulations
- Doors for 6' panels are 6.5' to allow for easy entry into your guarding

ASSEMBLY INFORMATION



DETAIL A
SCALE 1 : 2

ITEM #	PANEL SIZE	MATERIAL
114474	3' x 6.5'	Yellow Wire Mesh
114475	3' x 6.5'	Black Wire Mesh
114476	3' x 6.5'	Clear Polycarbonate
114483	3' x 8'	Yellow Wire Mesh
114484	3' x 8'	Black Wire Mesh
114485	3' x 8'	Clear Polycarbonate

CONNECT PANEL ADD ONS

DOOR HANDLES / LATCHES



6 7 1 0 7 4
Slam Latch



6 5 5 0 5 3
Deluxe Non-Lock Door Handle *(Requires special machining)*



6 5 5 0 7 6
Offset Plastic Handle

BRACKETS / GUSSETS



6 5 3 1 3 6
2 Hole Corner Bracket



6 5 3 1 6 5
2 Hole Corner Gusset



6 5 5 2 7 8
3" Economy Floor Mounting Foot

HARDWARE / TOOLS



6 5 1 3 2 4
5/16 - 18 Drop in nut with set screw.



6 5 8 3 1 7
1/2 - 13 Floor Anchor 3.75" long



6 5 7 0 0 0
3/16 "T" handle Hex Wrench



6 5 1 1 2 9
5/16 - 18 flanged button head and economy nut

JOINING STRIPS



6 5 3 1 4 1
2 Hole Joining Strip



6 5 3 1 4 0
3 Hole Joining Strip

LED Lighting

INDUSTRIAL LED LIGHT BARS

WORKSTATION ILLUMINATION

TSLOTS™ Industrial Light Bar, utilizes advanced LED lighting technology providing high-quality and maintenance-free industrial lighting solutions that will last for years.

- High brightness with an even light output for a no-glare glow.
- Eye shields to eliminate visual strain and glare.
- Robust metal housing, shatterproof light cover and easy installation.
- Ideal for work stations, machine lighting, control cabinets and manufacturing lines.
- We offer our LED Lights in 2', 3' and 4' lengths.
- Lights are easy to install onto TSLOTS™ extrusions.
- Improves visibility and safety in a workplace or on a machine.
- In stock for immediate shipping.



LED LIGHTING

STANDARD LIGHT KITS

ITEM#	DESCRIPTION	LUMENS	VOLTS	INCLUDES
686001	2' Light with eye shields	1300	120 V	10' Power Cord and 2 Clip Brackets
686002	3' Light with eye shields	1950	120 V	10' Power Cord and 2 Clip Brackets
686003	4' Light with eye shields	2600	120 V	10' Power Cord and 2 Clip Brackets

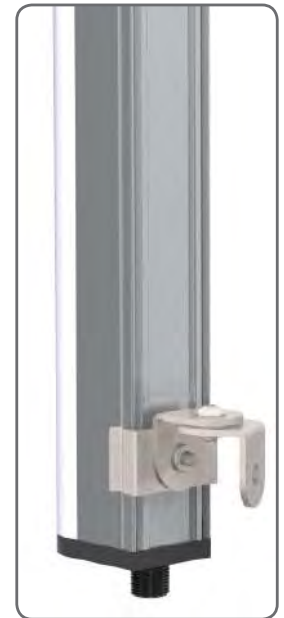

ACCESSORIES

ITEM#	DESCRIPTION
686004	10' Power Cord
686005	15' Power Cord
686008	12" Light-to-light Connector
686006	Clip Bracket
686007	Swivel Clip Bracket

CLIP BRACKET



SWIVEL BRACKET



RECOMMENDED FASTENERS FOR CLIP BRACKETS

ITEM#	SERIES	QTY	BOLT ITEM	BOLT DESCRIPTION	TNUT ITEM	TNUT DESCRIPTION	WASHER ITEM	WASHER DESCRIPTION
651587	10s	1	651019	1/4-20 x 3/8" BHSCS	651469	1/4-20 Drop-In Tnut	651388	M6 Washer
651589	15s	1	651021	1/4-20 x 1/2" BHSCS	651644	1/4-20 Drop-In Tnut		
651590	40s	1	651333	M6 x 12mm BHSCS	651647	M6 x 1 Drop-In Tnut		
671719	30s	1	699936	M6 x 10mm BHSCS	671326	M6 x 1 Spring Leaf Roll-In Tnut	651388	M6 Washer
671721	45s	1	651570	M6 x 14mm BHSCS	671062	M6 x 1 Roll-In Tnut		

RECOMMENDED FASTENERS FOR SWIVEL BRACKETS

ITEM#	SERIES	QTY	BOLT ITEM	BOLT DESCRIPTION	TNUT ITEM	TNUT DESCRIPTION
651588	10s	1	651019	1/4-20 x 3/8" BHSCS	651469	1/4-20 Drop-In Tnut
651589	15s	1	651021	1/4-20 x 1/2" BHSCS	651644	1/4-20 Drop-In Tnut
651591	40s	1	651570	M6 x 14mm BHSCS	651647	M6 x 1 Drop-In Tnut
671720	30s	1	699936	M6 x 10mm BHSCS	671326	M6 x 1 Spring Leaf Roll-In Tnut
671722	45s	1	651335	M6 x 16mm BHSCS	671062	M6 x 1 Roll-In Tnut

CONTENT

10 Tools

Allen Wrench Sets	442-443
Cutters, Bits & Jigs	444-445
Taps	445

10 TOOLS

Tools

RECOMMENDED TOOL SIZE FOR FASTENERS

THREAD SIZE	SHCS	BHSCS	FBHSCS	FHSCS
8-32	--	3/32"	--	--
10-32	5/32"	1/8"	--	--
1/4-20	3/16"	5/32"	5/32"	5/32"
5/16-18	1/4"	3/16"	3/16"	3/16"
3/8-16	5/16"	N/A	--	7/32"
M5	4mm	3mm	--	3mm
M6	5mm	4mm	--	4mm
M8	6mm	5mm	--	5mm
M10	8mm	6mm	--	6mm

BALL END FOLD OUT COMBO TOOL



- Ball point allows access to hard to reach screws
- Fractional – yellow case, Metric – red case
- Self-contained tool eliminates lost keys

ITEM #	SERIES	HEAD TYPE	INCLUDED TOOL HEAD SIZES
657015	Fractional	Ball End	3/16", 7/32", 1/4", 5/16", 3/8"
657014	Metric	Ball End	5mm, 6mm, 7mm, 8mm, 10mm

BALL DRIVER AND L-WRENCH TOOL SET



- Ball point allows access to hard to reach screws

ITEM #	SERIES	HEAD TYPE	INCLUDED TOOL HEAD SIZES
657035	Fractional	Ball End	.050", 1/16", 5/64", 3/32", 7/64", 1/8", 9/64", 5/32", 3/16", 7/32", 1/4", 5/16", 3/8"
657030	Metric	Ball End	1.5mm, 2mm, 2.5mm, 3mm, 4mm, 5mm, 6mm, 8mm, 10mm

BALL END L HEX WRENCH



- Ball end for off axis rotation
- Long arm for maximum torque
- Allows for angle entry up to 25°

ITEM #	SERIES	TOOL HEAD SIZE
657025	Fractional	5/32"
657002	Fractional	3/16"
657005	Fractional	1/4"
657022	Metric	M4
657023	Metric	M5
657024	Metric	M6

T HANDLE BALL END HEX WRENCHES



- Cushion grip for maximum torque
- 10" long arm for hard to reach areas
- Allows for angle entry up to 25°

ITEM #	SERIES	TOOL HEAD SIZE
657000	Fractional	3/16"
657004	Fractional	1/4"
657034	Fractional	5/32"
657031	Metric	M4
657032	Metric	M5
657033	Metric	M6

Tools

CHEATER PIPE



- Gives extra torque in hard to reach spots
- Use with a ball end "L" hex wrench
- Fits over the end of a 1/4" hex wrench

ITEM #	SERIES	DESCRIPTION
657001	Fractional	Cheater Pipe

ANCHOR FASTENER COUNTERBORE CUTTERS



- Two flute style single end
- High speed steel square end mill
- Allows you to make your own counterbores

ITEM #	SERIES	MILL DIAMETER
657043	10	9/16"
657008	15/40	13/16"

ACCESS HOLE DRILL BITS



- Two flute
- High speed steel
- Can be used with drill jigs, drill press, or mill

ITEM #	SERIES	BIT SIZE
657036	10	.218 x 2.30"
657010	15/40	.295 x 2.68"

ACCESS HOLE DRILL JIGS



- Locates access holes precisely
- Hardened dowel pins prevent rotation
- Replaceable, hardened drill bushings

ITEM #	SERIES	DESCRIPTION	HOLE SIZE
657037	10	Jig for 1010 Extrusion	.218"
657040	10	Jig for 2 Hole for 1020 Extrusion	.218"
657042	10	Jig for 4 Hole for 2020 Extrusion	.218"
657038	10	Replacement Bushing for 10S	.218"
657011	15	Jig for 1515 Extrusion	.296"
657039	15	Jig for 2 Hole for 1530 Extrusion	.296"
657041	15	Jig for 4 Hole for 3030 Extrusion	.296"
657012	15	Replacement Bushing for 15S	.296"
699740	10-Slot	Jig for all slot 10 B-Series Extrusion	.386"

FLUTED TAPS



ITEM #	SERIES	TAP SIZE
657143	10	1/4-20
657145	15	5/16-18
657144	40	M6 x 1.0
657146	40	M8 x 1.25

CONTENT

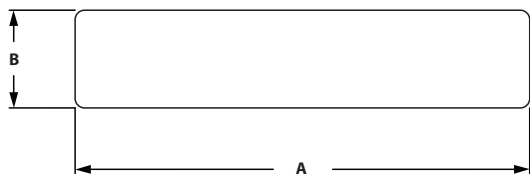
11 Extrusion Profiles

Flat Stock	462
Tubes	463
Angles	464
Gusset Profile & Nub	465
Right Angle Nub Profile	465-466
Panel Mount Profile	467
Single Flange Bearing Profiles	467
Double Flange Bearing Profile	468
Retainer Angles	468
Door Side Tracks	469

11 EXTRUSION PROFILES

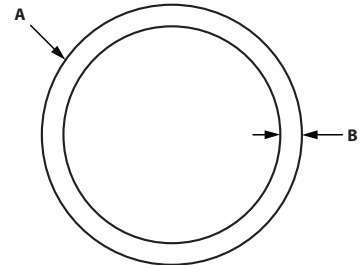
Extrusion Profiles

FLAT STOCK



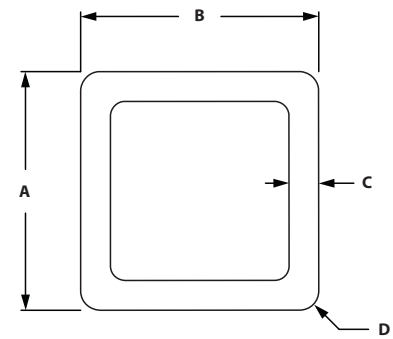
MILL FINISH	ANODIZED	STOCK LENGTH	A	B
662035	662034	144"	1.000"	.188"
662037	662036	144"	1.000"	.250"
662041	662040	144"	1.000"	.500"
662084	---	144"	1.250"	1.250"
662043	662042	144"	1.490"	.250"
662045	662044	144"	1.500"	.500"
662047	662046	144"	1.500"	.750"
662085	---	144"	1.750"	1.750"
662051	662050	144"	2.000"	.188"
662049	662048	144"	2.000"	.500"
662143	662142	144"	2.060"	2.060"
662120	---	144"	2.000"	2.500"
662055	662054	144"	2.500"	.500"
662121	---	144"	2.500"	2.500"
662053	662052	144"	3.000"	.188"
662057	662056	144"	3.000"	.250"
662154	---	144"	3.000"	.500"
662061	662060	144"	3.000"	.750"
662147	662146	144"	3.060"	1.510"
662063	662062	144"	4.000"	.188"
662065	662064	144"	4.000"	.250"
662067	662066	144"	4.000"	.750"
662077	662076	144"	4.000"	2.000"
662131	---	144"	4.000"	3.000"
662112	---	144"	4.500"	.250"
662069	662068	144"	5.000"	.250"
662071	662070	144"	6.000"	.250"
662073	662072	144"	6.000"	.375"

ALUMINUM TUBE



MILL FINISH	ANODIZED	STOCK LENGTH	A	B
659007	659006	144"	1.000"	.125"
659009	659008	144"	1.500"	.125"
659011	659010	144"	2.000"	.125"

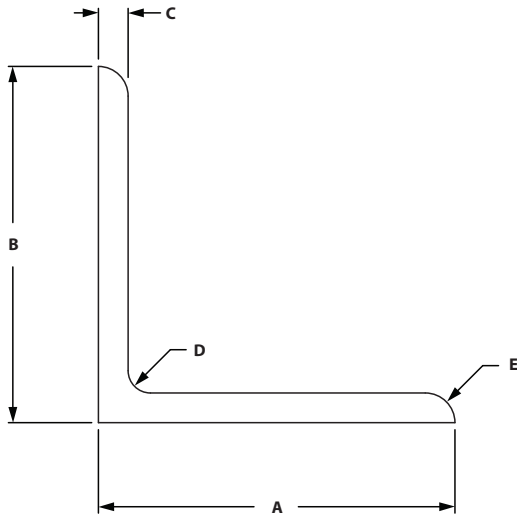
SQUARE TUBE



MILL FINISH	ANODIZED	STOCK LENGTH	A	B	C	D
---	662130	144"	2.000"	2.000"	.225"	.375"

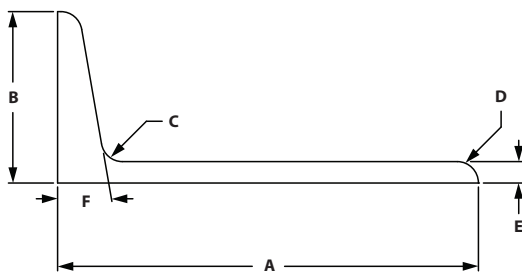
Extrusion Profiles

ANGLES



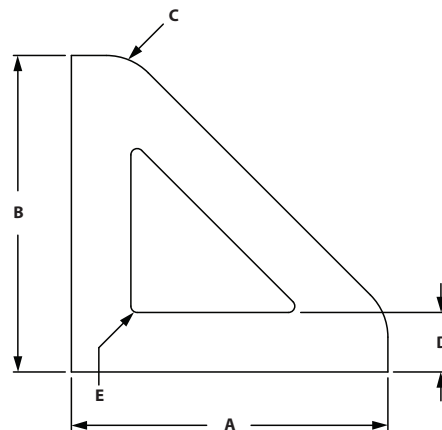
MILL FINISH	ANODIZED	STOCK LENGTH	A	B	C	D	E
662009	662008	150"	1.000"	1.000"	.125"	.125"	.028"
662015	662014	150"	1.000"	1.000"	.188"	.125"	.188"
662011	662010	144"	1.000"	2.000"	.188"	.125"	.188"
662013	662012	150"	1.500"	1.500"	.188"	.188"	.125"
662017	662016	150"	1.500"	1.500"	.250"	.312"	.250"
662023	662022	120"	1.500"	3.000"	.250"	.312"	.250"
662019	662018	150"	2.000"	2.000"	.188"	.125"	.188"
662021	662020	150"	2.500"	2.500"	.188"	.250"	.125"
662025	662024	150"	3.000"	3.000"	.188"	.125"	.125"
662027	662026	150"	3.000"	3.000"	.250"	.312"	.250"
662029	662028	144" MF/ 150" AEA	4.500"	4.500"	.250"	.312"	.250"

FLOOR MOUNT ANGLES



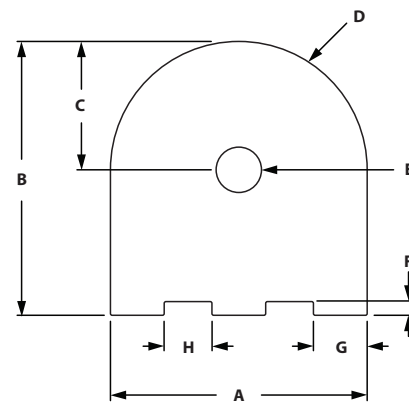
MILL FINISH	ANODIZED	STOCK LENGTH	A	B	C	D	E	F
662079	662078	144" MF/ 120" AEA	5.000"	2.000"	.250"	.250"	.250"	10°
662148	---	150"	3.000"	2.000"	.312"	.250"	.250"	10°

45° GUSSET PROFILE



MILL FINISH	ANODIZED	STOCK LENGTH	SERIES	A	B	C	D	E
662135	662134	120"	10	1.000"	1.000"	.188"	.188"	.020"
662139	662138	120"	15	1.500"	1.500"	.250"	.250"	.020"
662137	662136	120"	10	2.000"	2.000"	.188"	.188"	.020"
662141	662140	120"	15	3.000"	3.000"	.250"	.250"	.020"

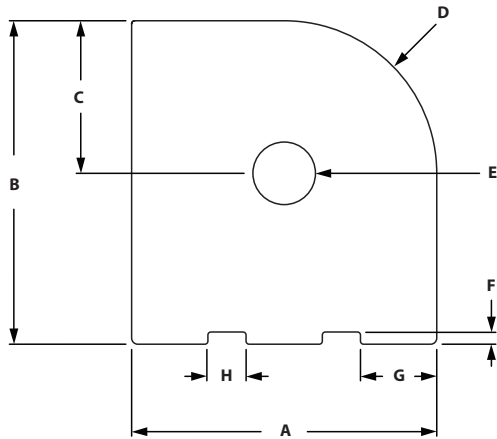
PIVOT NUB PROFILE



MILL FINISH	ANODIZED	STOCK LENGTH	SERIES	A	B	C	D	E	F	G	H
662107	662106	120"	10	1.000"	1.060"	.500"	.500"	.205"	.040"	.250"	.125"
662105	662104	120"	15	1.500"	1.600"	.750"	.750"	.265"	.080"	.314"	.279"

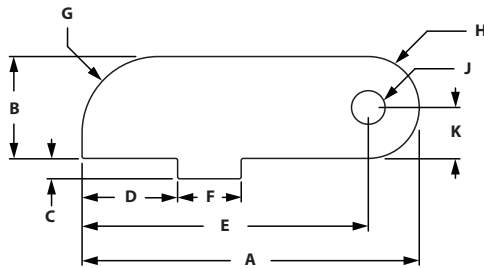
Extrusion Profiles

RIGHT ANGLE NUB PROFILE



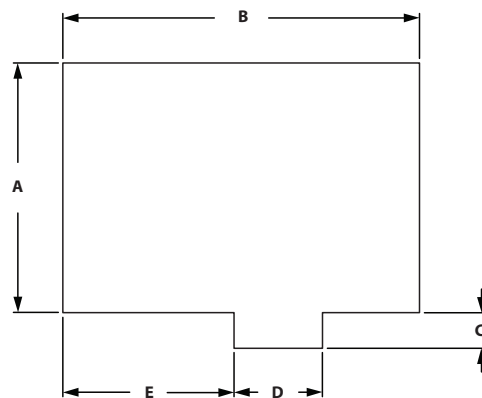
MILL FINISH	ANODIZED	STOCK LENGTH	SERIES	A	B	C	D	E	F	G	H
662081	662080	120"	10	1.000"	1.060"	.500"	.500"	.205"	.040"	.250"	.125"
662083	662082	120"	15	1.500"	1.600"	.750"	.750"	.265"	.080"	.314"	.279"

HINGE PROFILE



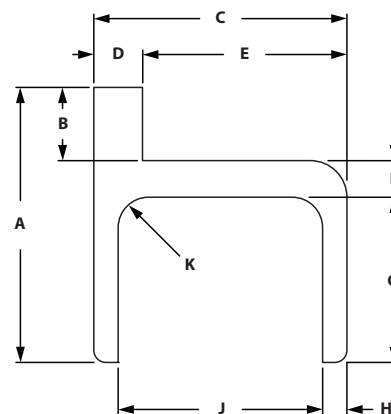
MILL FINISH	ANODIZED	STOCK LENGTH	SERIES	A	B	C	D	E	F	G	H	J	K
662109	662108	120"	10	1.156"	.500"	.060"	.252"	.906"	.249"	.375"	.250"	.180"	.250"
662111	662110	120"	15	1.655"	.500"	.100"	.469"	1.405"	.312"	.375"	.250"	.180"	.250"
662164	---	120"	40	1.695"	.500"	.100"	.469"	1.445"	.312"	.375"	.250"	.165"	.250"

PANEL MOUNT PROFILE



MILL FINISH	ANODIZED	STOCK LENGTH	SERIES	A	B	C	D	E
662117	662116	120"	10	.700"	.812"	.050"	.247"	.373"
662115	662114	120"	15	.875"	1.250"	.125"	.310"	.600"

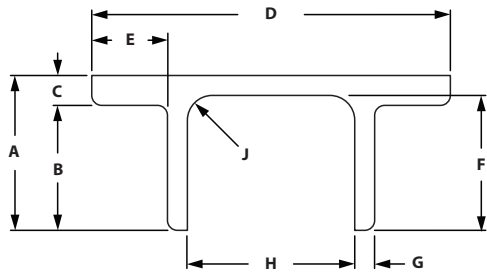
SINGLE FLANGE BEARING PROFILE



MILL FINISH	ANODIZED	STOCK LENGTH	SERIES	A	B	C	D	E	F	G	H	J	K
662093	662092	120"	10	2.160"	.750"	1.701"	.312"	1.389"	.250"	1.160"	.156"	1.389"	.250"
662099	662098	120"	15	2.818"	.750"	2.600"	.500"	2.100"	.375"	1.693"	.250"	2.100"	.312"

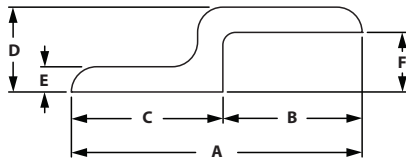
Extrusion Profiles

DOUBLE FLANGE BEARING PROFILE



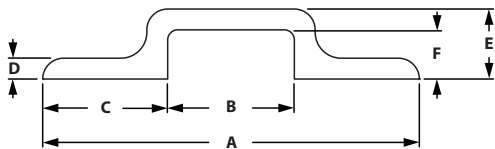
MILL FINISH	ANODIZED	STOCK LENGTH	SERIES	A	B	C	D	E	F	G	H	J
662095	662094	120"	10	1.316"	1.004"	.312"	3.260"	.780"	1.160"	.156"	1.389"	.125"
662097	662096	120"	10	1.316"	1.004"	.312"	4.250"	.772"	1.160"	.156"	2.395"	.125"
662101	662100	120"	15	1.943"	1.568"	.375"	4.500"	.950"	1.693"	.250"	2.100"	.312"
662103	662102	120"	15	1.943"	1.568"	.375"	6.000"	.950"	1.693"	.250"	3.600"	.312"

RETAINER ANGLES



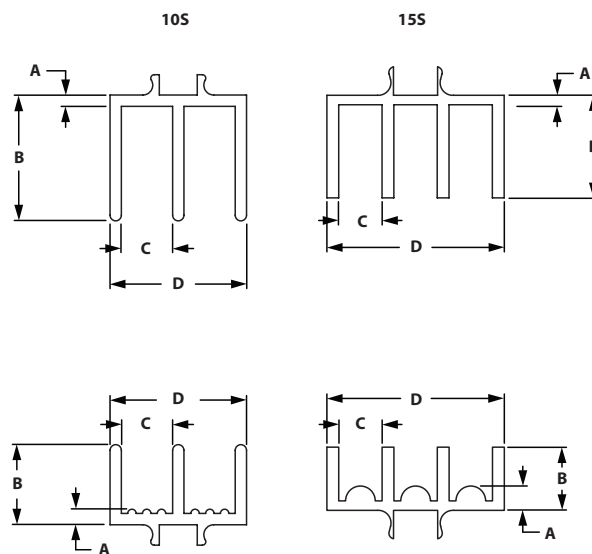
MILL FINISH	ANODIZED	STOCK LENGTH	SERIES	A	B	C	D	E	F
662091	662090	120"	10	1.938"	.938"	1.000"	.563"	.188"	.375"
662087	662086	120"	15	2.879"	1.379"	1.500"	.840"	.250"	.590"

DOUBLE RETAINER ANGLES



MILL FINISH	ANODIZED	STOCK LENGTH	SERIES	A	B	C	D	E	F
662133	662132	120"	10	3.021"	1.021"	1.000"	.188"	.563"	.375"
662089	662088	120"	15	4.520"	1.523"	1.500"	.250"	.840"	.590"

DOOR SLIDE TRACKS



ANODIZED	SERIES	TRACK	A	B	C	D
655189	10	Upper	.620"	.688"	.281"	.750"
655188	15	Upper	.060"	.650"	.275"	1.125"
655191	10	Lower	.085"	.438"	.281"	.750"
655190	15	Lower	.154"	.400"	.275"	1.125"

CONTENT

11 Machining Services

Slot Locations	458
Ordering Notes	459
Order Example	460
Cut To Length	461
Tap	462-463
Access Hole	464-465
Counterbore Anchor / Butt Fastening Assembly	466
Counterbore with Through Hole	467
Door Handle Milling	468-469
Bolt & Central Connectors	470
Panels And Wire Mesh Cut	471
Miter Saw Cuts & Counterbore	471-472
Notch Services	473-474

12 MACHINING SERVICES

Machining Services

MACHINING SERVICE

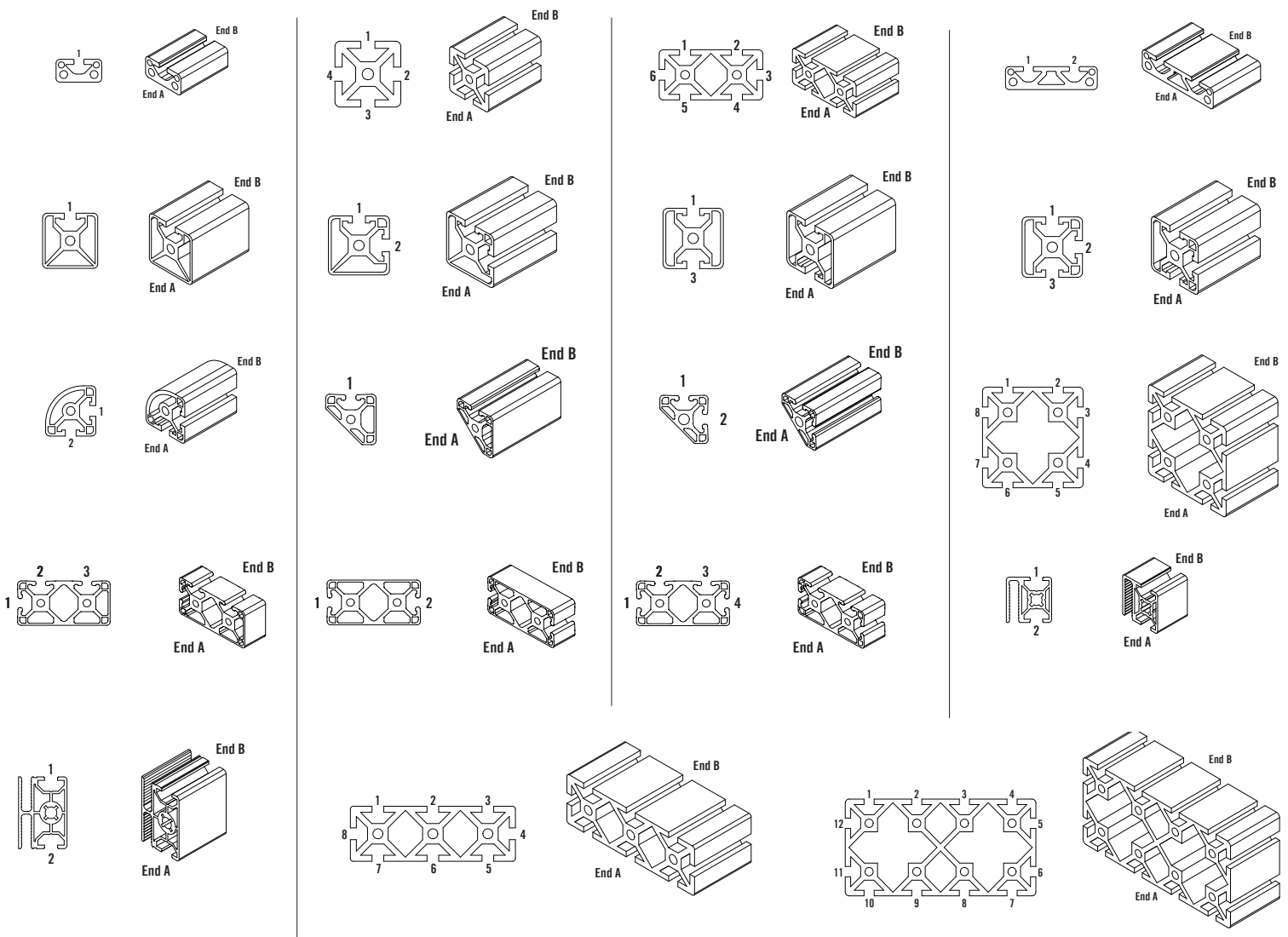
To make machining TSLOTS a simple process, it is necessary to identify the machinable location of the extrusion. For standard services, refer to the drawings on this page for basic identification of each profile.

Some things to keep in mind when ordering machining services:

Where possible, include a drawing with the required machining services.

Remember, if you have us machine your kit for you, it will arrive at your door ready to assemble. Or, if you prefer, we will ship your kit to you pre-assembled, ready to use.

For non-standard machining services, custom prints are required or engineering help is available.



ORDERING NOTES FOR STANDRAD MACHINING SERVICES

CUT TO LENGTH

Specify –

1. The extrusion item number or description
2. The quantity of extrusions
3. The length of the extrusion
4. The machining service number

DRILL ACCESS HOLES

Specify –

1. The extrusion item number or description
2. The number of pieces to be drilled
3. The length of the extrusion
4. The machining service number
5. The slot location at which the feature is required and the distance from end "A"

MITER CUT AND COUNTERBORE

Specify –

1. The extrusion item number or description
2. The number of pieces to be miter cut
3. The length of the extrusion from longest corner to longest corner
4. The machining service number
5. The end(s) at which the machining is required and the face from which a bolt would be installed
6. The degree in which in need it cut to

FURNITURE SYTLE DOOR MILLING

Specify –

1. The extrusion item number or description
2. The number of pieces to be drilled
3. The length of the extrusion
4. The machining service number
5. The slot location at which the feature is required and the distance from end A"

CENTRAL/BOLT CONNECTORS

Specify –

1. The extrusion item number or description
2. The number of pieces to be drilled
3. The length of the extrusion
4. The machining service number
5. The slot location at which the feature is required and the distance from end A"

All other machining services have ordering notes and ordering examples on the page where the machining service is located.

TAPPING

Specify –

1. The extrusion item number or description
2. The number of pieces to be tapped
3. The length of the extrusion
4. The machining service number
5. The end(s) at which the tapped hole is required

COUNTERBORE FOR ANCHOR/BUTT FASTENER ASSEMBLY

Specify –

1. The extrusion item number or description
2. The number of pieces to be counterbored
3. The length of the extrusion
4. The machining service number
5. The end(s) to be machined and the slot location at which the counterbore is required

COUNTERBORE WITH THROUGH HOLE

Specify –

1. The extrusion item number or description
2. The number of pieces to be drilled
3. The length of the extrusion
4. The machining service number
5. The slot location at which the feature is required and the distance from end A"

DELUXE DOOR HANDLE MILLING

Specify –

1. The extrusion item number or description
2. The number of pieces to be drilled
3. The length of the extrusion
4. The machining service number
5. The slot location at which the feature is required and the distance from end A"

BOLT AND CENTRAL CONNECTORS

Specify –

1. The extrusion item number or description
2. The number of pieces to be drilled
3. The length of the extrusion
4. The machining service number
5. The slot location at which the feature is required and the distance from end A"

Machining Services

ORDER EXAMPLE

Your project calls for 15 pieces of 1.5" x 1.5" extrusion and 5 pieces of 1.5" x 3". All 15 pieces of the 1.5" x 1.5" are cut to length and will be machined – 10 pieces @ 55" and 5 pieces @ 24.25" and all 5 pieces of the 1.5" x 3" are miter cut and counterbored – 5 pieces @ 16.35".

In this example there are (3) separate orders that will take place:

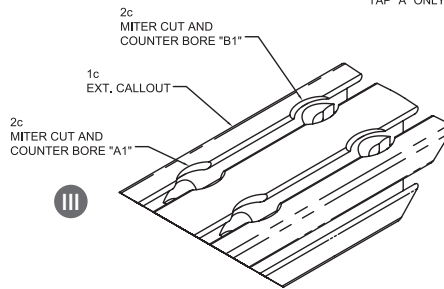
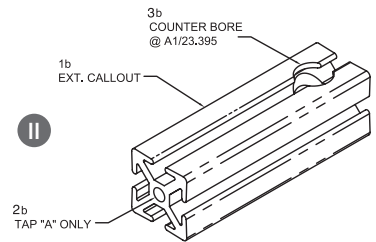
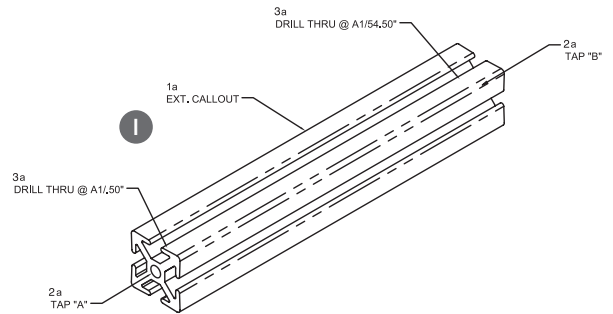
- I. 10 pieces of 1.5" x 1.5" @ 55"
- II. 5 pieces of 1.5" x 1.5" @ 24.25" and
- III. 5 pieces of 1.5" x 3" @ 16.35".

**At the end of your machining order, total each machining service on separate lines.

Ex. In Scenario I and II there are 15 Cut To Length charges – 660003 – 15.

The information needed to complete the above order scenario is as follows:

- I. The 10 pieces of 1.5" x 1.5" @ 55":
 - 1a. Extrusion item number or, Description pieces, length
 - 2a. Tapped
 - 3a. Drilled for access holes
- II. The 5 pieces off 1.5" x 1.5" @ 24.25":
 - 1b. Extrusion item number or Description, pieces, length
 - 2b. Tapped
 - 3b. Counterbored
- III. The 5 pieces of 1.5" x 3" @ 16.35":
 - 1c. Extrusion item number or Description, pieces, length
 - 2c. Miter cut and counterbored



Your order would look as follows:

ITEM #	QTY	MACHINING SERVICE NUMBER	LENGTH
I. (1a) 650005 (TS1515)	10	(2a) 660034 A-B (3a) 660028 A1/.75"-A1/54.25"	55"
II. (1b) 650005 (TS1515)	5	(2b) 660034 A (3b) 660057 A1/23.395"	24.25"
III. (1c) 650008 (TS1530)	5	(2c) 660056 A1-A2--B1-B2	16.35"
Machining Services Details	15	660003	
	25	660034	
	20	660028	
	5	660057	
	10	660056	

CUT TO LENGTH

FRACTIONAL

ITEM #	PROFILE	EXTRUSION TYPE
660002	1010	1010, 1010-GR, 1010-QR, 1010-MONO, 1010-BIAD, 1010-BIOPP, 1010-TRI
660000	1020	1020, 1020GR
660004	2020	2020, 2020GR
660001	1030	1030
660005	2040	2040
660003	1515	1575, 1515, 1515-G, 1515-L, 1515-LGR, 1515-VL, 1515-VLGR, 1515-MONO, 1515-BIAD, 1515-BIOPP, 1515-TRI, 1515-QR
660006	1530	3075, 1530, 1530-GR, 1530-L, 1530-LGR, 1530-VL
660007	1545	1545
660013	3030	3030, 3030-L, 3030-GR, 3030-LGR
660008	3060	3060

B-SERIES

ITEM #	PROFILE	EXTRUSION TYPE
670500	2020	2020
670501	2040	2040
670502	3030	3030, 3030-BIAD, 3030-BIOPP, 22.5X45, 3030-FG30, 3030-FG40, 3045-FG30, 3045-FG40, 3045-C Channel
670503	3060	3060, 3060-R
660003	4040	4040
660006	4080	4080
670504	4545	4545, 4545-H, 4545-MONO, 4545-BIAD, 4545-BIOPP, 4545-TRI, 4545-R, 4545-HR
670505	4590	4590, 4590-H, 4560-H
670506	6060	6060, 6060-H, 6060-8SLOT
670507	6090	6090
670508	9090	9090

METRIC

ITEM #	PROFILE	EXTRUSION TYPE
660002	2020	2020, 2020-BIAD, 2020-BIOPP
660000	2040	2040
660003	4040	4040, 4040-L, 4040-VL, 4040-BIAD, 4040-BIOPP, 4040-TRI, 4040-MONO, 4045-MONO, 4045-BISLOT
660006	4048	4080, 4080-L, 4080-VL, 4080-L BIAD, 4080-L BIOP, 4080-L 4 SLOT
660013	8080	8080
660008	80160	80160

MISC. CUT CHARGE

ITEM #	PROFILE	EXTRUSION TYPE
660129	All	For all extrusion profiles

ORDERING NOTES

Cut to length requirements should be described by specifying:

1. The extrusion item number or description
2. The quantity of extrusions
3. The length of the extrusion
4. The machining service number

◦ Tolerance on cuts is +/- .015"

◦ Squareness of cut is .003" per inch max.

EXAMPLE

A project required 8 pieces of 1.5"x1.5", cut to a length of 60" each. These profiles would be ordered as follows:

ITEM #	QTY	MACHINING SERVICE NUMBER	LENGTH
650005	8		60"
	8	660003	

Machining Services

TAP PROFILE END

FRACTIONAL

ITEM #	PROFILE	TAP SIZE	# OF TAPS	DEPTH	EXTRUSION TYPE
660190	1050 & 2050	10-32	2	.750"	1050, 2050
660035	1010	1/4-20	1	.750"	1010, 1010-GR, 1010-QR, 1010-MONO, 1010-BIAD, 1010-BIOPP, 1010-TRI
660036		M6 x 1.00	1	.875"	
660025	1020	1/4-20	2	.750"	1020, 1020GR
660026		M6 x 1.00	2	.875"	
660037	2020	1/4-20	4	.750"	2020, 2020GR
660040		M6 x 1.00	4	.875"	
660016	1030	1/4-20	3	.750"	1030
660017		M6 x 1.00	3	.875"	
660018	2040	1/4-20	8	.750"	2040
660019		M6 x 1.00	8	.875"	
660034	1515	5/16-18	1	1.000"	1575, 1515, 1515-G, 1515-L, 1515-LGR, 1515-VL, 1515-VLGR, 1515-MONO, 515-BIAD, 1515-BIOPP, 1515-TRI, 1515-QR
660009		3/8-16	1	1.250"	
660030		7/16-14	1	1.000"	
660033		M8 x 1.25	1	1.125"	
660121		M10 x 1.50	1	1.250"	
660024	1530	5/16-18	2	1.000"	3075, 1530, 1530-GR, 1530-L, 1530-LGR
660182		3/8-16	2	1.250"	
660027		M8 x 1.25	2	1.125"	
660010	1545	5/16-18	3	1.000"	1545
660183		3/8-16	3	1.250"	
660011		M8 x 1.25	3	1.125"	
660031	3030	5/16-18	4	1.000"	3030, 3030-L, 3030-GR, 3030-LGR
660184		3/8-16	4	1.250"	
660032		M8 x 1.25	4	1.125"	
660012	3060	5/16-18	8	1.000"	3060
660014		M8 x 1.25	8	1.125"	

B-SERIES

ITEM #	PROFILE	TAP SIZE	# OF TAPS	DEPTH	EXTRUSION TYPE
670509	2020B	M6 x 1.00	1	22 mm	2020
660035		1/4-20	1	19 mm	
670510	2040B	M6 x 1.00	2	22 mm	2040
660025		1/4-20	2	19 mm	
670511	3030B	M8 x 1.25	1	28.5 mm	3030, 3030-BIAD, 3030-BIOPP, 3030-FG30, 3030-FG40, 3045-FG30, 3045-FG40, 3060-R
660034		5/16-18	1	25.4 mm	
670512	3060B	M8 x 1.25	2	28.5 mm	3060, 3060-R
660024		5/16-18	2	25.4 mm	
660032	6060-8 Slot	M8 x 1.25	4	28.5 mm	8080-8Slot
670513	4040B / 4545B/ 6060B / 4560B	M12 x 1.75	1	31.7 mm	4040, 22.5x45, 4545, 4545-H, 4545-MONO, 4545-BIAD, 4545-BIOPP, 4545-TRI, 4545-R, 6060, 6060-H, 4560-H, 4545-HR
670514	4080B / 4590B	M12 x 1.75	2	31.7 mm	4080, 4590, 4590-H,
670515	9090B	M12 x 1.75	4	31.7 mm	9090
670516	6090B	M16 x 2.00	1	31.7 mm	6090

METRIC ITEM #	PROFILE	TAP SIZE	# OF TAPS	DEPTH	EXTRUSION TYPE
660124	2020	M5	1	20 mm	2020, 2020-BIADJ, 2020-BIOPP
660189	2040	M5	2	20 mm	2040
660034	4040 & 4045 MONO	5/16-18	1	25.4 mm	4040, 4040-L, 4040-VL, 4040-BIAD, 4040-BIOPP, 4040-TRI, 4045-MONO
660009		3/8-16	1	31.7 mm	
660030		7/16-14	1	25.4 mm	
660033		M8 x 1.25	1	28.5 mm	
660121		M10 x 1.50	1	31.7 mm	
660009	4045 BI SLOT	3/8-16	1	31.7 mm	4045 BI SLOT
660121		M10 x 1.50	1	31.7mm	
660024	4080	5/16-18	2	25.4 mm	4080, 4080-L, 4080-VL, 4080-L BIAD, 4080-L BIOP, 4080-L, 4 SLOT
660182		3/8-16	2	31.7 mm	
660027		M8 x 1.25	2	28.5 mm	
660031	8080	5/16-18	4	25.4 mm	8080
660184		3/8-16	4	31.7 mm	
660032		M8 x 1.25	4	28.5 mm	
660012	80160	5/16-18	8	25.4 mm	80160
660014		M8 x 1.25	8	28.5 mm	

ORDERING NOTES

Profile end tapping requirements should be described by specifying:

1. The extrusion item number or description
2. The number of pieces to be tapped
3. The length of the extrusion
4. The machining service number
5. The end(s) at which the tapped hole is required

See page 434 for the drawings of the extrusion ends

This machining service provides one or more tapped holes to your extrusion ends. End tap holes are required for the following fastening and accessories when using extrusion end.

- End Fastener Assembly
- Leveling Feet
- Base Plates
- Anchor Plates
- Caster Mounting Plates
- Pressure Manifold Plates
- Casters

EXAMPLE

You want 4 pieces of the 1.5" x 1.5" @ 30" tapped at each end for the attachment of the 5/16-18 End Fastener Assembly. This machining service would be ordered as follows:

ITEM #	QTY	MACHINING SERVICE NUMBER	LENGTH
650005	4	660034 A-B	30"
	4	660003	
	8	660004	

» *Non-standard machining services are quoted by Eagle Mouldings*

Machining Services

DRILL ACCESS HOLE

FRACTIONAL - SINGLE ACCESS HOLE

ITEM #	SERIES	TYPE	HOLE DIAMETER
660029	10	Single	.218"
660028	15	Single	.295"

B-SERIES - SINGLE ACCESS HOLE


ITEM #	SLOT	TYPE	HOLE DIAMETER
670517	6	Single	5.80mm
670518	8	Single	7.90mm
670519	8	Single	11.00mm
670520	10	Single	9.80mm
670521	10	Single	17.00mm

METRIC - SINGLE ACCESS HOLE

ITEM #	SERIES	TYPE	HOLE DIAMETER
660123	20	Single	4.50mm
660028	40	Single	7.50mm

PATTERNED ACCESS HOLE FOR FRACTIONAL AND METRIC

ITEM #	SERIES	PATTERN	TYPE	HOLE DIAMETER	A
660105	10	2 Hole	In-Line	.218"	1.000"
660106	15	2 Hole	In-Line	.295"	1.500"
660185	40	2 Hole	In-Line	7.50mm	40.00 mm
660107	10	2 Hole	Side by Side	.218"	N/A
660108	15	2 Hole	Side by Side	.295"	N/A
660186	40	2 Hole	Side by Side	7.50mm	N/A
660159	10	3 Hole	Side by Side	.218"	N/A
660109	15	3 Hole	Side by Side	.295"	N/A
660110	10	4 Hole	Side by Side	.218"	1.000"
660111	15	4 Hole	Side by Side	.295"	1.500"
660187	40	4 Hole	Side by Side	7.50mm	40.00 mm



DRILL ACCESS HOLE (CONTINUED)

ORDERING NOTES

Access hole requirements should be described by specifying:

1. The extrusion item number or description
2. The number of pieces to be drilled
3. The length of the extrusion
4. The machining service number
5. The slot location at which the feature is required and the distance from end "A"

See page 434 for the correct end and T-Slot location call-outs.

If multiple single hole drillings are required on one profile, they should be called out together with a hyphen (-) separating each drilling location callout. If different access hole drilling services are required on one profile (i.e. 1 x single hole, 1 x 4-hole pattern), they should be called out as separate line items.

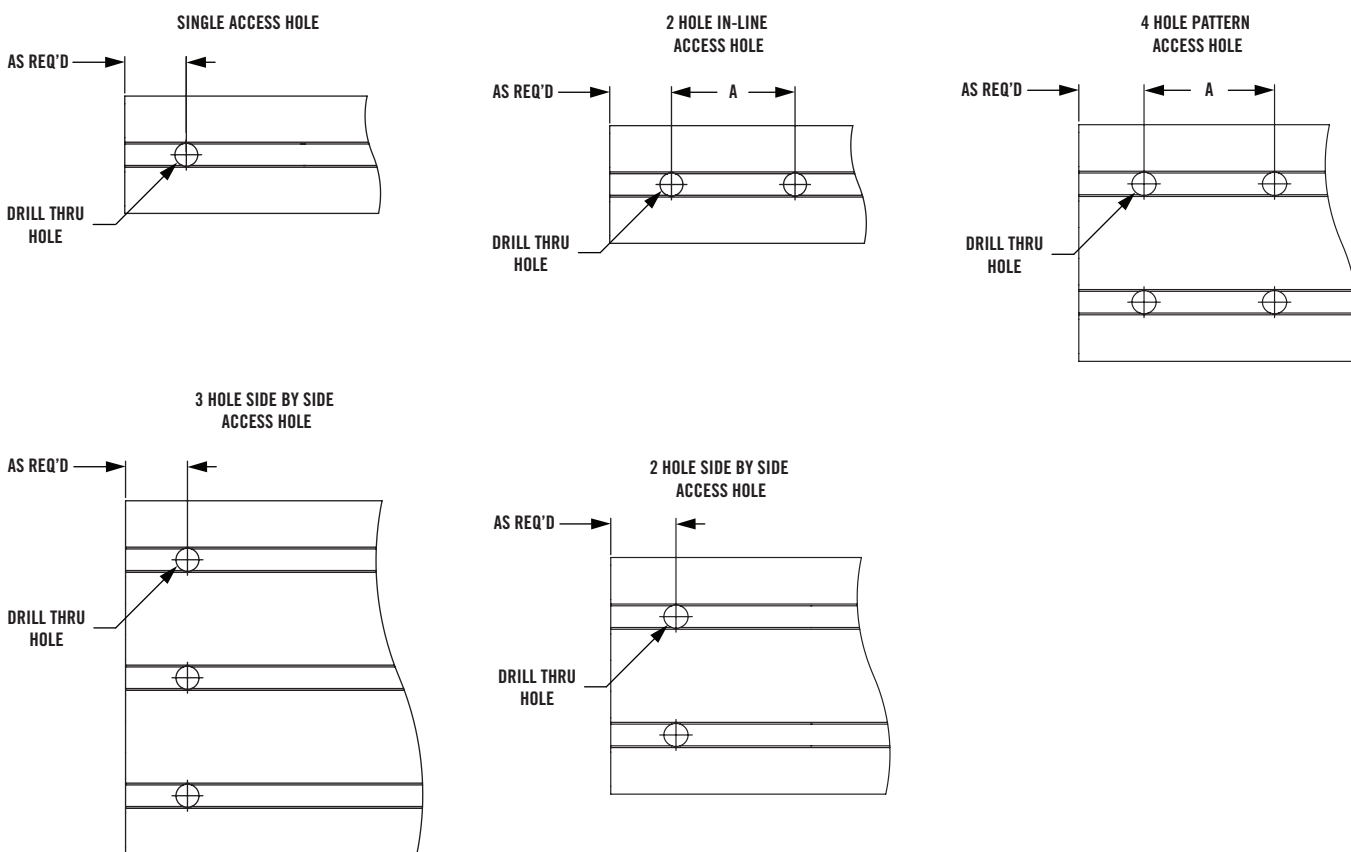
EXAMPLE

You want 2 pieces of 1.5 x 1.5" @ 45" to receive a two-hole in-line access hole pattern at both ends, for attachment of a length of 15 x 30. The order would look as follows:

ITEM #	QTY	MACHINING SERVICE NUMBER	LENGTH
650005	2	660106 A1/.75"-A1/44.25"	45"
	2	660003	
	4	660106	

Note that the distance specified in both cases (from the reference end of the profile) will provide a flush connection with the mating extrusion.


PATTERNED ACCESS HOLE DRAWINGS



Machining Services

ANCHOR FASTENER COUNTERBORE/BUTT FASTENER COUNTERBORE

ITEM #	SERIES	COUNTERBORE	COUNTERBORE SIZE	A	B	C
660022	10	Anchor Fastener	.563" Dia. x .420" Deep	.500"	.436"	.563" x .420"
660020	15/40	Anchor Fastener	.812" Dia x .650" Deep	.750"	.855"	.812" x .650"
660023	10	Butt Fastener	.563" Dia. x .420" Deep	.500"	.436"	.563" x .420"
660021	15/40	Butt Fastener	.812" Dia x .650" Deep	.750"	.721"	.812" x .650"



ORDERING NOTE

Counterboring requirements should be described by specifying:

1. The extrusion item number or description
2. The number of pieces to be counterbored
3. The length of the extrusion
4. The machining service number
5. The end(s) to be machined and the slot location at which the counterbore is required

See page 434 for information regarding T-Slot location callouts.

When multiple counterbores are needed on one profile, they should all be called out together, with a hyphen (-) separating each end / T-Slot location callout (see example).

- Counterbore is needed to insert the anchor fastener assembly or butt fastener assembly
- Counterbore locations for each extrusion must be specified as shown below.
- Anchor fasteners & butt fasteners are on pages 102 & 364.

EXAMPLE


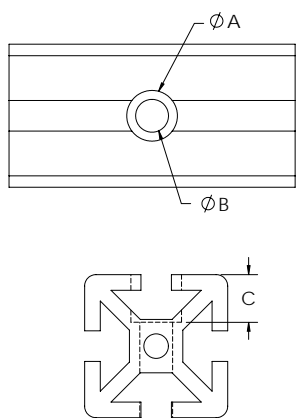
A project requires that two lengths of profile be machined for an anchor fastener assembly. One of the lengths is the 1.5" x 1.5" @ 41" extrusion profile and requires the counterboring at one end only, in slot A1 and A3 of the profile. The other length is the 1.5" x 3" extrusion profile @ 45" that requires machining for two anchor fasteners at each end, in slot A3-A6 and B3-B6 of the profile only. The counterbore service would be ordered as follows:

ITEM #	QTY	MACHINING SERVICE NUMBER	LENGTH
650005	1	660106 A1/.75"-A1/44.25"	41"
650008	1	660020-A3-A6-B3-B6	45"
	1	660103	
	1	660106	
	6	660020	

(Counterbore machining services are priced per counterbore required.)

COUNTER BORE WITH THROUGH HOLE

ITEM #	SERIES	A	B	C
660168	10	.438"	.266"	.328"
660139	15/40	.531"	.344"	.495"



ORDERING NOTE

1. The extrusion item number or description
2. The number of pieces to be drilled
3. The length of the extrusion
4. The machining service number
5. The slot location at which the feature is required and the distance from end A"

EXAMPLE


A project requires that a counter bore with through hole be used on a 15 x 15 extrusion. The hole will be .75" from side "A" in slot 1. The machining service would look as follows:

ITEM #	QTY	MACHINING SERVICE NUMBER	LENGTH
650005	1	660139 A1/.75"	24"

Machining Services

FURNITURE STYLE DOOR HANDLE MILLING SERVICE

ITEM #	SERIES	BORE SIZE
660091	15/40	.813" Dia x .390" Deep



ORDERING NOTE

Specify –

1. The extrusion item number or description
2. The number of pieces to be drilled
3. The length of the extrusion
4. The machining service number
5. The slot location at which the feature is required and the distance from end "A"

- Milling the extrusion allows the furniture style door handle to be mounted to the TLOTS extrusion.
- Please specify distance from end to handle center.
- Deluxe door handle is on pages 127 & 377.

» For 15 & 40 Series only.

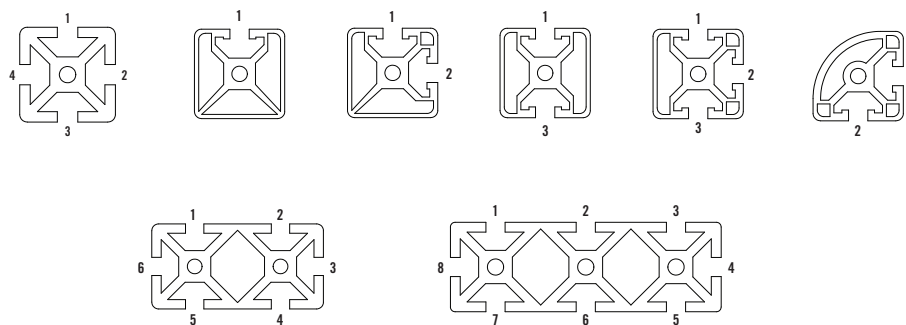
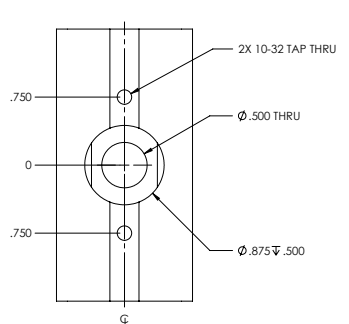
EXAMPLE

A project requires that a furniture style door handle be used on a 15 x 15 extrusion. The door handle will be 5" from side "A" in slot 1. The machining service would look as follows:

ITEM #	QTY	MACHINING SERVICE NUMBER	LENGTH
650005	1	660091 A1/5"	30"

DELUXE DOOR HANDLE MILLING SERVICE

ITEM #	SERIES	BORE SIZE
660086	15/40	.875" Dia x .500" Deep



ORDERING NOTE

1. The extrusion item number or description
2. The number of pieces to be drilled
3. The length of the extrusion
4. The machining service number
5. The slot location at which the feature is required and the distance from end "A"

- Milling the extrusion allows the deluxe door handle to be mounted to the TSLOTS extrusion.
- Please specify distance from end to handle center.
- Deluxe door handle is on page 127 & 377.

» For 15 & 40 Series only.

EXAMPLE

A project requires that a deluxe door handle be used on a 15 x 15 extrusion. The door handle will be 8" from side "A" in slot 4. The machining service would look as follows:

ITEM #	QTY	MACHINING SERVICE NUMBER	LENGTH
650005	1	660086 A4/8"	24"

Machining Services

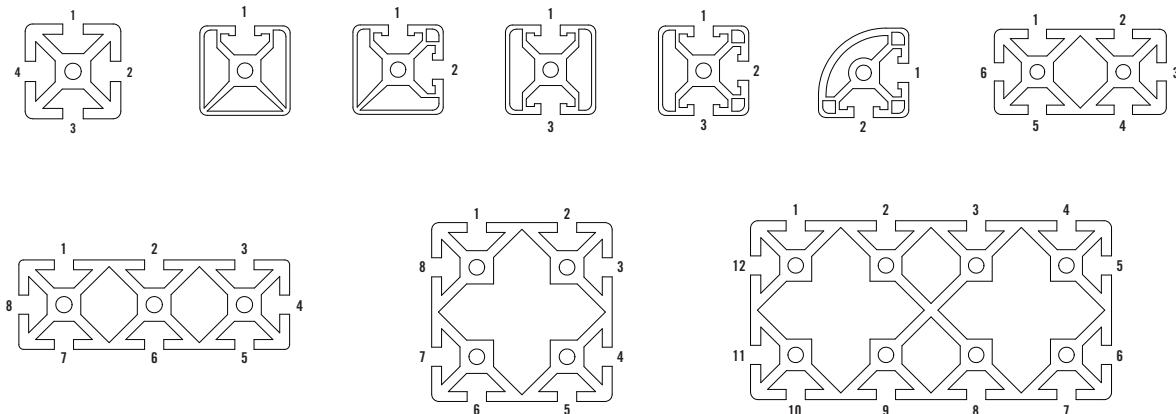
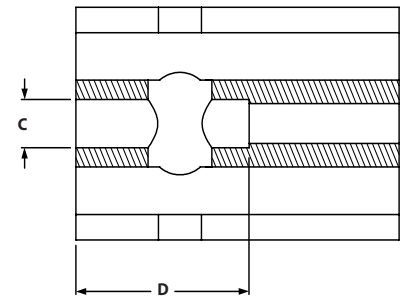
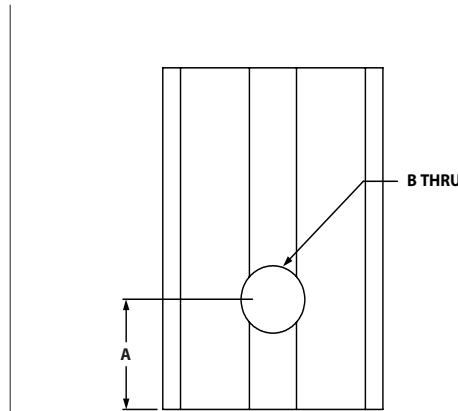
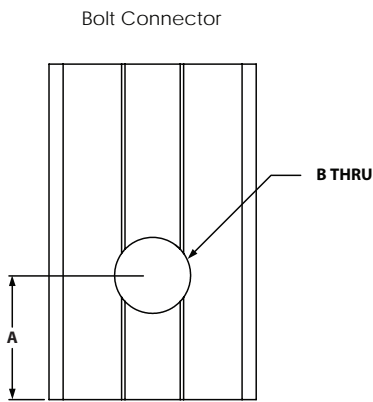
BOLT AND CENTRAL CONNECTOR MACHINING (B-SERIES ONLY)

BOLT CONNECTOR

ITEM #	SLOT	CONNECTOR ITEM #	A	B
670520	8	671600	18.00 mm	9.80 mm
670521	10	671602, 671605	22.50 mm	17.00 mm

CENTRAL CONNECTOR

ITEM #	SLOT	CONNECTOR ITEM #	A	B	C	D
670519	8	659893 & 682994	18.00 mm	11.00 mm	7.90 mm	30.00 mm
670521	10	659730, 659669	22.50 mm	17.00 mm	N/A	N/A



ORDERING NOTE

Specify –

1. The extrusion item number or description
2. The number of pieces to be drilled
3. The length of the extrusion
4. The machining service number
5. The slot location at which the feature is required and the distance from end "A"

EXAMPLE

A project requires that a bolt or a central connector with through hole be used on a 30mm x 30mm extrusion. The hole will be 19mm/.75" from side "A" in slot 1. The machining service would look as follows:

ITEM #	QTY	MACHINING SERVICE NUMBER	LENGTH
670007	1	670519 A1/19mm/.75"	24"

PANELS AND WIRE MESH - CUT TO SIZE

ITEM #	MATERIAL	SERVICE TYPE
660062	Plastic Panels	Cutting Plastic Panels Any Side ≤ 48"
660063	Plastic Panels	Cutting Plastic Panels Any Side > 48"
660060	Shear Wire Mesh	Shearing Expanded Metal or Wire Mesh Any Side ≤ 48"
660061	Shear Wire Mesh	Shearing Expanded Metal or Wire Mesh Any Side > 48"

ORDERING NOTE

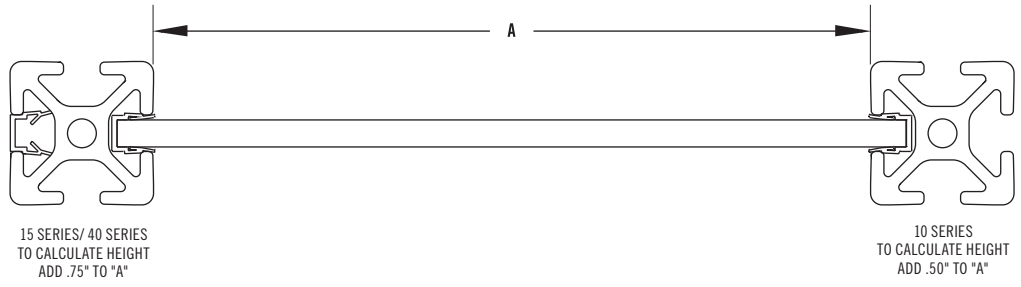
Panel saw cut requirements should be described by specifying the type of panel required and the size required in inches. Pricing is calculated on a square foot basis. The cutting charges will appear as a separate line item.

EXAMPLE

A machine guard project requires 3 clear Lexan® panels, Item number 655433, cut to a size of 4' x 3'. This panel would be ordered as follows:

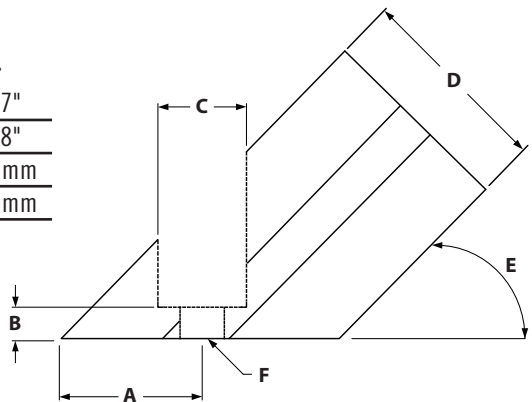
» *Cut tolerances for panels/wire mesh*
Plastic panels: +/- .125"
Wire Mesh: +.125"/-.250"

ITEM #	QTY	MACHINING SERVICE NUMBER	LENGTH
655433	3	660062 4' x 3'	36 sq. Feet



MITER SAW CUTS AND COUNTERBORE

SERIES	A	B	C	D	E	F
10	.707"	.250"	.625"	1.000"	45°	.257"
15/40	1.125"	.250"	.750"	1.500"	45°	.328"
30	25.40 mm	6.40 mm	19.10 mm	30.00 mm	45°	8.30 mm
45	36.50 mm	9.50 mm	22.20 mm	45.00 mm	45°	8.30 mm



RECCOMENDED FASTENERS

ITEM #	SERIES	QTY	BOLT	T-NUT	WASHER
651240	10	1 to 6	1/4-20 x 5/8" SHCS	Economy	Yes
651213	15	1 to 6	5/16-18 x 3/4" SHCS	Economy	Yes
651348	40	1 to 6	M8 x 20mm SHCS	Economy	Yes
651344, 651445, 651387	30	1 to 4	M8 x 16mm SHCS	Economy	Yes
651350, 651445, 651387	45	1 to 4	M8 x 25mm SHCS	Economy	Yes

Machining Services

MITER SAW CUTS AND COUNTERBORE (CONTINUED)

FRACTIONAL & METRIC ONLY

MITER CUTS (ITEM FOR ONE END ONLY)

ITEM #	PROFILE	EXTRUSION TYPE
660039	1010	1010, 1010-GR, 1010-QR, 1010-MONO, 1010-BIAD, 1010-BIOPP, 1010-TRI
660041	1020	1020, 1020GR
660042	2020	2020, 2020GR
660043	1030	1030
660044	2040	2040
660038	1515/4040	1575, 1515, 1515-G, 1515-L, 1515-LGR, 1515-VL, 1515-VLGR, 1515-MONO, 1515-BIAD, 1515-BIOPP, 1515-TRI, 1515-QR, 4040, 4040-L, 4040-VL, 4040-BIAD, 4040-BIOPP, 4040-TRI
660046	1530/4080	3075, 1530, 1530-GR, 1530-L, 1530-LGR, 4080, 4080-L, 4080-VL
660047	1545	1545
660054	3030/8080	3030, 3030-L, 3030-GR, 3030-LGR, 8080

MITER AND COUNTERBORE (ITEM FOR ONE END ONLY)

ITEM #	PROFILE	EXTRUSION TYPE
660050	1010	1010, 1010-GR, 1010-QR, 1010-MONO, 1010-BIAD, 1010-BIOPP, 1010-TRI
660053	1020	1020, 1020GR
660055	1030	1030
660049	1515/4040	1575, 1515, 1515-G, 1515-L, 1515-LGR, 1515-VL, 1515-VLGR, 1515-MONO, 1515-BIAD, 1515-BIOPP, 1515-TRI, 1515-QR, 4040, 4040-L, 4040-VL, 4040-BIAD, 4040-BIOPP, 4040-TRI
660056	1530/4080	3075, 1530, 1530-GR, 1530-L, 1530-LGR
660058	1545	1545

ORDERING NOTE

Miter cut and counterbore requirements should be described by specifying:

1. The extrusion item number or description
2. The number of pieces to be miter cut
3. The length of the extrusion from longest corner to longest corner
4. The machining service number
5. The end(s) at which the machining is required and the face from which a bolt would be installed
6. The degree in which in need it cut to

Also, indicate the length of the finished profile from longest corner to longest corner. To specify the correct face on a 15 x 30 extrusion profile (where there are multiple T-Slots), specify only one of the T-Slot locations on that face. See page 434 for information on the correct end and T-Slot callouts.

EXAMPLE - Miter Cut:

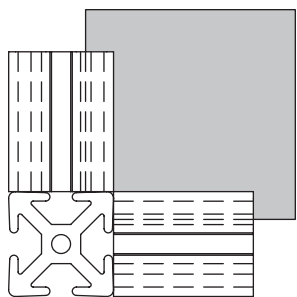
Two custom support brackets are required for your project, but you plan on counterboring the part yourself. You will use 15 x 30 extrusions that are 15" long from corner to corner. The machining service would look as follows:

ITEM #	QTY	MACHINING SERVICE NUMBER	LENGTH
650008	2	660046 A1-B1	15"

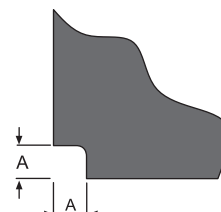
For preassembled 45° supports in 6", 12" and 24" lengths see page 159.

For custom 45° support brackets and other types of brackets, a miter saw cut and counterbore machining service is required.

NOTCH PANEL FOR EXTRUSION CLEARANCE

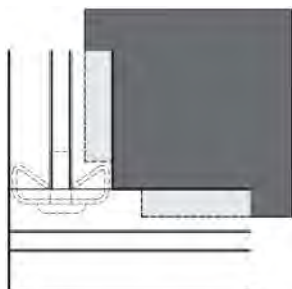


Panel notching gives clearance for perpendicularly mounted extrusions. This machining service is only needed when panels are installed in T-SLOTS.

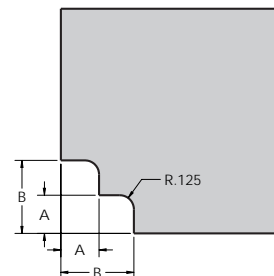


ITEM #	SERIES	TYPE	A
660098	10	Corner Notch	.347"
660099	15/40	Corner Notch	.500"

NOTCH PANEL FOR END FASTENER CLEARANCE



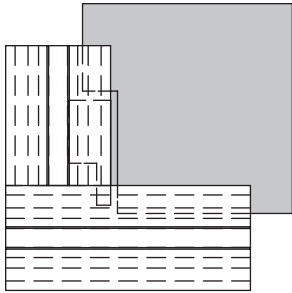
Panel notching gives clearance for end fastener. This machining service is only needed when panels are installed in T-SLOTS.



ITEM #	SERIES	TYPE	A	B
660096	10	Corner Notch	.250"	.650"
660097	15/40	Corner Notch	.340"	.650"

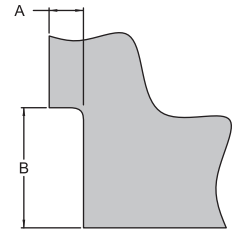
Machining Services

NOTCH PANEL FOR ANCHOR FASTENER CLEARANCE



Panel notching gives clearance for anchor fastener. This machining service is only needed when panels are installed in TSLOTS.

Panel should be installed after the anchor fastener is tightened.



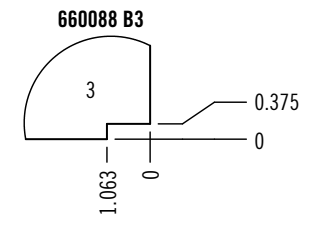
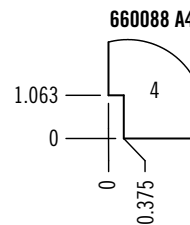
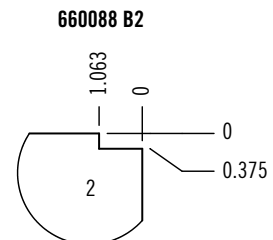
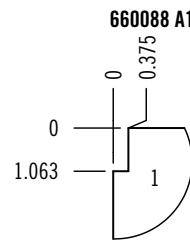

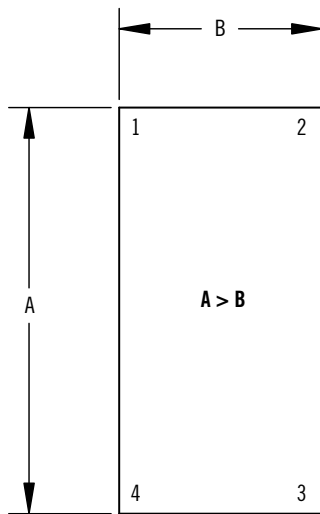
ITEM #	SERIES	TYPE	A	B
660088	10	Corner Notch	.375"	1.063"
660089	15/40	Corner Notch	.500"	1.750"

EXAMPLE:

ITEM# QTY MACHINING SERV
 655433 4 660088 A1, 660088 B2, 660088 A4, 660088 B3

NOTE THAT SIDE A IS ALWAYS LONGER THAN SIDE B, AND THE LETTER LISTED IN THE SERVICE INDICATES WHICH DIRECTION THE LONGER NOTCH IS ORIENTED.

CORNER #1 IS ORIENTED BY PLACING THE PANEL AS SHOWN IN THE STD. PANEL EXAMPLE. ALL OTHER CORNERS ARE BASED OFF THIS CORNER BY NUMBERING THE PANEL CLOCKWISE



13 INDEX

Index

ITEM	PAGE				
CONNECT GUARDING		650001	27	650065	353
		650002	25	650066	354
114456	449	650003	28	650067	355
114457	449	650004	30	650070	18
114458	449	650005	33	650071	26
114459	450	650006	35	650072	29
114460	450	650007	31	650080	34
114461	450	650008	44	650081	38
114462	449	650009	46	650082	45
114463	449	650010	49	650083	51
114464	449	650011	24	650084	53
114465	450	650012	50	650100	17
114466	450	650013	52	650101	27
114467	450	650014	39	650102	25
114468	449	650015	40	650103	28
114469	449	650016	41	650105	33
114470	449	650017	42	650106	35
114471	450	650018	37	650108	44
114472	450	650019	32	650109	46
114473	450	650020	48	650112	50
114474	451	650021	16	650113	52
114475	451	650022	357	650114	39
114476	451	650032	340	650115	40
114477	449	650033	341	650116	41
114478	449	650034	342	650117	42
114479	449	650036	351	650132	340
114480	450	650037	352	650133	341
114481	450	650038	356	650136	351
114482	450	650039	358	650137	352
114483	451	650040	23	650139	358
114484	451	650041	43	650145	336
114485	451	650042	54	650146	339
114486	449	650045	336	650147	47
114487	449	650046	339	650148	36
114488	449	650047	47	650170	18
114489	450	650048	36	650184	53
114490	450	650049	337	650232	340
114491	450	650050	338	650245	336
114492	449	650051	347	650248	36
114493	449	650052	346	651000	112
114494	449	650054	344	651002	112
114495	450	650055	343	651003	113
114496	450	650056	348	651004	113
114497	450	650057	349	651005	113
		650058	350	651006	108
		650059	345	651007	108
Slatwall		650060	19	651008	108
301901	205,435	650061	20	651009	110
599900	205,435	650062	21	651010	110
		650063	22	651011	108
650000		650064	359	651012	108
650000	17				
				651013	110
				651014	115
				651015	108
				651016	114
				651017	110
				651018	110
				651019	108
				651020	108
				651021	108
				651022	110
				651023	108
				651024	110
				651025	108
				651026	112
				651027	110
				651028	110
				651029	110
				651030	110
				651031	110
				651036	105
				651038	105
				651041	105
				651043	105
				651044	105
				651045	105
				651048	108
				651049	110
				651050	110
				651051	108
				651052	110
				651053	108
				651054	103
				651055	108
				651056	108
				651057	110
				651058	103
				651059	110
				651060	111
				651061	111
				651062	111
				651063	103
				651064	111
				651066	103
				651072	100
				651073	100
				651074	100
				651075	100
				651076	100
				651077	115
				651078	115
				651079	115

ITEM	PAGE						
651080	114	651151	109	651215	111	651298	108
651081	114	651152	109	651216	109	651299	110
651082	114	651153	103	651217	111	651300	108
651083	114	651154	103,381	651224	112	651301	110
651084	137	651155	109	651228	112	651302	108
651090	137	651156	109	651234	111	651303	110
651095	99	651157	101	651235	111	651304	108
651096	99	651158	101	651236	111	651305	110
651097	99	651159	106	651240	111	651306	108
651098	99	651160	106,382	651241	111	651308	100
651099	99	651161	106	651245	101	651310	115w
651100	99	651162	104	651246	101	651316	99
651101	101	651163	99	651247	101	651317	101
651102	101	651164	112	651248	101	651318	101
651103	101	651166	112	651249	108	651321	99
651104	100	651169	112	651250	110	651322	99
651105	99	651170	104	651251	108	651323	101
651106	100	651171	109	651252	110	651324	102
651107	103	651172	109	651253	108	651325	101
651117	111	651173	104	651254	110	651326	101
651118	111	651174	104	651255	103	651327	106
651119	111	651175	111	651256	108	651328	106
651120	111	651176	109	651257	110	651329	106
651121	111	651177	109	651258	109	651330	106
651122	101	651178	113	651259	108	651331	99
651123	101	651179	113	651260	110	651332	287,385
651124	101	651180	113	651261	103	651333	286,384
651125	101	651181	113	651262	110	651334	287,385
651126	101	651182	113	651265	109	651335	286,384
651127	112	651183	113	651266	109	651336	100
651128	112	651184	113	651267	111	651337	287,385
651129	112	651185	113	651268	111	651338	287,385
651130	112	651186	113	651274	109	651340	286,384
651132	112	651187	113	651277	115	651341	286,384
651134	112	651188	113	651278	115	651342	287,385
651135	112	651190	109	651279	114	651343	286,384
651136	112	651192	109	651280	114	651344	287,385
651137	106	651193	109	651281	104	651345	286,384
651138	106	651194	109	651284	108	651346	287,385
651139	106	651195	109	651286	110	651347	286,384
651140	106	651197	109	651287	99	651350	287,385
651141	112	651198	111	651288	99	651351	286,384
651142	112	651199	111	651289	106,382	651352	290,387
651143	112	651201	111	651290	106	651353	290,387
651144	112	651202	111	651291	106	651354	287,385
651145	104	651205	111	651292	106	651366	99,284,379
651146	104	651206	111	651293	110	651367	99,284,379
651147	104,382	651207	111	651294	99	651371	101,380
651148	104	651209	111	651295	110	651372	101,380
651149	104	651210	112	651296	108	651373	101
651150	109	651213	111	651297	110	651378	383

Index

ITEM	PAGE		
651379	383	651508	385
651380	383	651512	386
651381	383	651515	288,386
651386	99	651516	288,386
651387	290,387	651517	288,386
651388	290,387	651518	288,386
651393	100,379	651521	385
651395	100,379	651522	411
651398	100	651523	411
651400	100	651524	411
651402	101	651525	411
651403	101	651526	411
651406	99	651527	412
651418	106,382	651528	412
651421	102,380	651529	412
651422	106	651530	412
651424	104,382	651531	413
651425	102,380	651532	413
651427	100	651533	413
651428	106	651534	413
651429	106	651535	413
651435	101	651537	386
651445	99, 284,379	651540	113
651461	375	651541	287,386
651462	108	651542	287,385
651463	108	651545	113
651465	99	651546	287,385
651466	113	651549	288,386
651467	102	651550	290,387
651468	102	651551	381
651469	102	651552	287,386
651471	102	651553	287,385
651472	102	651559	114
651479	110	651560	99
651474	113	651562	287,385
651475	100,379	651563	287,386
651477	100	651564	287,386
651482	111	651565	104,382
651483	111	651566	104
651485	111	651568	105
651486	111	651570	286,384
651487	111	651571	288,386
651488	111	651572	288,386
651489	110	651573	287,385
651490	109	651574	288,386
651495	105,383	651575	287,385
651500	104	651576	288,386
651501	105	651577	287,385
651502	383	651578	288,386
651506	385	651579	286,384
651507	385	651580	286,384
		651581	286,384
		651582	288,386
		651593	384
		651594	384
		651595	384
		651596	384
		651597	386
		651598	386
		651599	386
		651600	386
		651601	384
		651602	384
		651603	384
		651604	384
		651605	384
		651606	384
		651607	385
		651608	386
		651609	386
		651610	386
		651611	386
		651612	386
		651613	386
		651614	386
		651615	286,384
		651616	287,385
		651617	382
		651633	103,381
		651634	112
		651635	112
		651636	112
		651637	112
		651642	102
		651643	102
		651644	102
		651645	102
		651646	102,380
		651647	102,380
		651648	102,380
		651649	213
		651650	111
		651651	111
		651652	111
		651653	111
		651654	111
		651661	286,384
		651680	288,386
		651682	99
		653000	175
		653001	176
		653002	176
		653012	67
		653013	68
		653014	65
		653015	68
		653016	69
		653022	165
		653023	166
		653024	166
		653034	59
		653035	60
		653045	60
		653046	71
		653047	58
		653049	79
		653050	62
		653051	64
		653052	60
		653054	72
		653055	71
		653056	58
		653057	75
		653062	80
		653064	77
		653065	77
		653066	76
		653069	59
		653070	172
		653071	63
		653072	81
		653073	62
		653074	170
		653075	65
		653076	173
		653077	78
		653078	78
		653082	173
		653083	177
		653084	74
		653085	74
		653086	75
		653087	181
		653088	182
		653089	80
		653090	182
		653094	81
		653095	171
		653096	171
		653097	172
		653098	73
		653099	73
		653100	72

ITEM	PAGE						
653101	169	653155	170	653211	164	655060	126
653102	170	653156	170	653212	175	655061	129,397
653103	82	653158	80	653213	174	655062	120
653104	170	653159	76	653214	174	655063	120
653105	165	653160	77	653218	181	655064	121
653106	64	653161	77	653219	177	655065	133
653107	61	653162	76	653220	180	655066	133,402
653108	164	653163	88	653221	180	655067	130,399
653109	169	653164	86	653222	178	655068	127,396
653110	168	653165	59	653223	175	655070	119
653111	163	653166	172	653224	176	655071	119
653112	168	653167	63	653225	176	655072	119
653113	163	653168	81	653235	67	655073	119
653114	164	653169	62	653236	68	655074	120
653115	175	653170	170	653237	65	655075	119
653116	174	653171	65	653238	68	655076	127
653117	174	653172	173	653239	69	655077	124,393
653118	181	653173	78	653243	82	655078	124
653119	177	653174	78	653245	165	655081	126
653120	180	653176	165	653246	166	655082	126,391
653121	180	653177	88	653247	166	655083	126
653122	178	653178	86	653257	59	655085	130,399
653123	61	653180	173	653258	60	655087	131,400
653124	66	653181	177	653268	90	655089	119
653125	63	653182	74	653269	91	655090	119
653126	58	653183	74	653270	93	655091	119
653127	66	653184	75	653271	93	655092	119
653128	61	653185	181	653272	90	655093	120
653129	66	653186	182	653273	92	655094	119
653130	67	653187	80	653274	91	655095	138
653131	67	653188	182	653275	92	655096	138,310,405
653132	63	653189	183	653291	89	655097	121
653133	58	653190	183	653292	69	655098	121
653134	66	653191	184	653293	70	655099	121
653135	60	653192	81	653294	70	655100	120
653136	58	653193	87	655000	137	655101	120
653137	62	653194	89	655005	137	655102	121
653138	64	653195	171	655010	137	655103	130,398
653139	72	653196	171	655015	137	655105	139,408
653140	71	653197	73	655020	137	655106	139,408
653141	71	653198	73	655025	137	655110	202,433
653142	84	653199	72	655030	137	655111	202
653143	84	653200	82	655035	137	655112	202,433
653144	79	653203	64	655040	137	655113	202
653145	85	653204	61	655045	137	655117	131,399
653146	79	653205	164	655050	134,402	655118	130,399
653147	172	653206	169	655051	129,398	655120	158
653148	87	653207	168	655053	129,397	655121	158
653149	85	653208	163	655057	134	655122	158
653153	75	653209	168	655058	126,396	655123	158
653154	169	653210	163	655059	126,396	655124	158

Index

ITEM	PAGE		
655125	143	655225	146
655126	158	655226	146
655127	158	655227	146
655128	158	655228	146
655129	158	655229	146
655130	158	655230	146
655131	159	655231	146
655132	159	655232	146
655133	159	655233	146
655135	158	655234	146
655136	159	655235	146
655137	152	655236	146
655140	141	655237	146
655141	141	655239	147,409
655142	143	655241	147,409
655143	143	655243	147,409
655144	143	655245	147,409
655145	143	655247	147,409
655146	143	655249	147,409
655147	143	655250	148,410
655148	142	655251	148,410
655149	142	655252	148,410
655150	140	655253	148,410
655151	141	655254	150,411
655165	153	655255	150,411
655166	153	655256	139
655167	153	655257	139
655168	153	655258	140
655169	154	655259	140
655170	154	655260	158
655171	154	655261	158
655172	154	655262	159
655173	154	655263	159
655174	155	655264	158
655175	154	655265	158
655176	155	655266	159
655177	155	655267	160
655178	154	655268	160
655179	155	655269	160
655180	154	655270	160
655185	153	655271	160
655186	153	655272	160
655187	153	655273	160
655188	135,403,469	655274	160
655189	135,469	655275	160
655190	135,403,469	655276	160,417
655191	135,469	655277	160
655221	228	655278	160
655222	228	655279	151
655223	228	655280	151
655224	228	655281	151
		655285	201,433
		655286	193,427
		655287	151
		655288	193
		655289	194
		655290	201,433
		655291	194,428
		655292	197
		655293	197
		655294	195
		655295	195
		655296	200
		655297	200
		655298	199
		655299	199
		655300	143
		655301	143
		655302	143
		655303	140
		655304	141
		655307	142
		655308	142
		655312	201,331,434
		655316	191,327,425
		655317	191,327,425
		655318	191,327,425
		655319	191,327,425
		655323	197
		655324	200
		655325	199
		655326	197
		655327	200
		655328	199
		655329	195
		655330	195
		655331	136,404
		655332	136,404
		655333	136,404
		655334	136,404
		655335	136,404
		655336	136,404
		655337	136,404
		655338	136,404
		655339	136,404
		655340	136,404
		655341	136,404
		655342	136,404
		655343	196
		655344	196
		655345	196
		655346	196
		655347	198
		655348	200
		655349	198
		655350	200
		655351	198
		655352	200
		655353	198
		655354	200
		655355	161
		655356	161
		655357	161
		655358	161
		655359	161
		655360	161
		655361	161
		655362	161
		655363	161
		655364	161
		655365	161
		655366	161
		655367	161
		655368	161
		655369	161
		655370	161
		655371	161
		655372	161
		655373	161
		655374	161
		655375	161
		655380	161
		655381	161
		655382	161
		655383	161
		655384	161
		655424	188,324,422
		655425	188,324,422
		655426	188,324,422
		655427	188,324,422
		655428	188,324,422
		655429	188,324,422
		655430	188,324,422
		655431	188,324,422
		655432	188,324,422
		655433	188,324,422
		655434	188,324,422
		655435	188,324,422
		655436	189,325,423
		655437	189,325,423
		655438	190,326,424
		655439	190,326,424
		655440	190,326,424

ITEM	PAGE		
655441	190,326,424	655662	156
655442	190,326,424	655663	157
655443	190,326,424	655664	157
655444	190,326,424	655665	157
655445	190,326,424	655679	125
655446	190,326,424	655680	125,394
655447	190,326,424	655681	193,427
655448	188,324,418	655690	189,325,423
655449	188,324,418	655691	189,325,423
655450	190,326,424	655695	189,325,423
655451	190,326,424	655714	150
655452	190,326,424	655715	152
655454	190,326,424	655760	203,432
655457	191,327,425	655761	203,432
655458	149	655762	139,407
655459	149	655764	144
655460	149	655766	155,417
655461	149	655767	394
655462	149	655768	124,392
655463	149	655769	133
655464	149	655770	125
655465	149	655771	125
655471	132,400	655772	125
655472	229	655773	125
655473	230	655774	125
655474	229	655775	393
655475	230	655776	393
655476	229	655779	413
655477	230	655782	153
655478	230	655783	412
655479	229	655784	154
655480	230	655786	413
655481	230	655789	153
655520	138	655790	412
655521	138	655792	154
655522	138	655794	413
655523	138,408	655797	153
655524	138,408	655798	412
655525	138,408	655801	154
655526	138,408	655802	413
655527	138,408	655804	154
655528	138,408	655806	413
655562	128,397	655808	153
655634	154	655812	154
655639	202	655814	413
655640	203	655815	107
655657	414	655818	191,327,425
655658	156	655827	203,432
655659	157	655830	191,327,425
655660	156	655857	191,327,425
655661	414	657000	443
		657001	444
		657002	443
		657004	443
		657005	443
		657008	444
		657010	444
		657011	445
		657012	445
		657014	442
		657015	442
		657022	443
		657023	443
		657024	443
		657025	443
		657030	442
		657031	443
		657032	443
		657033	443
		657034	443
		657035	442
		657036	444
		657037	445
		657038	445
		657039	445
		657040	445
		657041	445
		657042	445
		657043	444
		657054	132
		657055	216
		657056	218
		657057	218
		657058	218
		657059	219
		657060	219
		657073	225
		657075	225
		657079	226,443
		657080	226,443
		657081	226,443
		657082	227,444
		657083	227,444
		657087	132,402
		657092	216
		657093	216
		657095	218
		657096	218
		657097	217
		657098	217
		657106	226
		657107	227
		657108	227
		657123	225,442
		657127	225
		657133	224
		657134	224
		657135	224
		657136	224
		657137	224
		657138	224
		657139	224
		657140	224
		657143	445
		657144	445
		657145	445
		657146	445
		657147	221
		657148	220
		657149	221
		657150	219
		657151	219
		657152	220
		657153	220
		657154	221
		657155	221
		657156	219
		657157	219
		657158	220
		657166	438
		657167	438
		657168	439
		657169	132,401
		657175	223
		657176	439
		657177	442
		658017	113
		658136	83
		658213	83
		658467	287,385
		658588	110
		658589	110
		658590	110
		658591	110
		658592	287,385
		658829	83
		659006	463
		659007	463
		659008	463
		659009	463
		659010	463
		659011	463
		659012	208

Index

ITEM	PAGE						
659013	208	660007	475	660088	488	662024	464
659014	208	660008	475	660089	488	662025	464
659015	208	660009	476	660091	482	662026	464
659016	208	660010	476	660092	222,441	662027	464
659017	208	660011	476	660093	222	662028	464
659018	208	660012	476	660096	487	662029	464
659019	210	660013	475	660097	487	662034	462
659020	208	660014	476	660098	487	662035	462
659021	212	660016	476	660099	487	662036	462
659022	212	660017	476	660105	478	662037	462
659023	209	660018	476	660106	478	662040	462
659024	209	660019	476	660107	478	662041	462
659025	209	660020	480	660108	478	662042	462
659026	209	660021	480	660109	478	662043	462
659027	209	660022	480	660110	478	662044	462
659028	209	660023	480	660111	478	662045	462
659029	209	660024	476	660121	476	662046	462
659030	210	660025	476	660123	464	662047	462
659031	212	660026	476	660124	477	662048	462
659033	212	660027	476	660129	475	662049	462
659035	212	660028	478	660139	481	662050	462
659044	211	660029	478	660146	415	662051	462
659045	211	660030	476	660159	478	662052	462
659046	211	660031	476	660168	481	662053	462
659047	211	660032	476	660182	476	662054	462
659049	211	660033	476	660183	476	662055	462
659050	211	660034	476	660184	476	662056	462
659051	211	660035	476	660185	478	662057	462
659052	211	660036	476	660186	478	662060	462
659054	407	660037	476	660187	478	662061	462
659055	407	660038	486	660189	477	662062	462
659057	407	660039	486	660190	476	662063	462
659059	371	660040	476	662001	103,381	662064	462
659060	365	660041	486	662002	103,381	662065	462
659062	158	660042	486	662005	107	662066	462
659232	286,384	660043	486	662008	464	662067	462
659432	152	660044	486	662009	464	662068	462
659433	150	660046	486	662010	464	662069	462
659669	291	660047	486	662011	464	662070	462
659730	291	660049	486	662012	464	662071	462
659893	291	660050	486	662013	464	662072	462
659929	286,384	660053	486	662014	464	662073	462
		660054	486	662015	464	662075	107
		660055	486	662016	464	662076	462
		660056	486	662017	464	662077	462
		660058	486	662018	464	662078	464
		660060	485	662019	464	662079	464
		660061	485	662020	464	662080	466
		660062	485	662021	464	662081	466
		660063	485	662022	464	662082	466
		660086	483	662023	464	662083	466
660000							
660000	475						
660001	475						
660002	475						
660003	475						
660004	475						
660005	475						
660006	475						

ITEM	PAGE						
662084	462	662148	464	664116	102	670508	475
662085	462	662154	462	664204	430	670509	476
662086	468	662164	466	664205	431	670510	476
662087	468	664000	368	664206	432	670511	476
662088	468	664001	365	670000	234	670512	476
662089	468	664002	367	670004	235	670513	476
662090	468	664003	362	670007	236	670514	476
662091	468	664004	364	670015	239	670515	476
662092	467	664005	362	670017	240	670516	476
662093	467	664006	363	670018	256	670517	478
662094	468	664007	364	670030	244	670518	478
662095	468	664016	417	670031	245	670519	478,484
662096	468	664027	366	670032	251	670520	478,484
662097	468	664029	372	670037	250	670521	478,484
662098	467	664031	415	670043	252	671000	309
662099	467	664032	368	670044	253	671001	309
662100	468	664038	366	670050	257	671002	309
662101	468	664039	429	670051	254	671003	309
662102	468	664041	369	670052	255	671004	309
662103	468	664043	415	670053	258	671006	309
662104	465	664044	415	670057	259	671007	309
662105	465	664045	415	670067	243	671008	309
662106	465	664046	415	670070	260	671009	309
662107	465	664047	415	670071	262	671013	309
662108	466	664048	415	670072	261	671015	300
662109	466	664049	370	670074	263	671016	300
662110	466	664050	370	670075	242	671017	299
662111	466	664051	374	670076	241	671018	138,310,401
662112	462	664053	373	670080	248	671019	309
662114	467	664054	375	670081	247	671020	309
662115	467	664057	369	670082	249	671021	331
662116	467	664066	432	670083	246	671022	331
662117	467	664067	416	670084	238	671023	332
662120	448	664068	416	670085	237	671024	332
662121	462	664069	431	670086	264	671025	310
662130	463	664077	371	670107	236	671027	305
662131	462	664079	373	670117	240	671028	305
662132	468	664080	374	670118	256	671029	305
662133	468	664082	430	670130	244	671030	305
662134	465	664084	162	670143	252	671031	301
662135	465	664085	162	670157	259	671032	301
662136	465	664086	162	670207	236	671033	303
662137	465	664087	162	670230	244	671041	303
662138	465	664088	316,418	670500	475	671042	145,405
662139	465	664089	319,419	670501	475	671043	204,333,434
662140	465	664110	395	670502	475	671044	203,333,434
662141	465	664111	102,381	670503	475	671046	194,330,428
662142	462	664112	102,381	670504	475	671047	194,330,428
662143	462	664113	102,381	670505	475	671048	330
662146	462	664114	102	670506	475	671049	330
662147	462	664115	102	670507	475	671050	299

Notes

ITEM	PAGE						
671052	283	671128	308	671254	298	671360	285
671053	283	671130	308	671255	298	671362	285
671054	283	671132	308	671256	297	671363	285
671055	283	671144	308	671257	298	671364	285
671056	283	671146	308	671258	298	671365	285
671057	283	671148	308	671259	297	671366	285
671058	283	671150	308	671260	298	671367	285
671059	283	671152	308	671261	298	671368	285
671060	283	671196	308	671274	297	671369	285
671061	283	671198	308	671275	298	671370	285
671062	283	671200	308	671276	298	671371	285
671063	283	671202	308	671277	297	671372	285
671064	282	671204	308	671278	298	671373	285
671065	282	671206	273	671279	298	671374	285
671066	282	671207	273	671280	297	671375	285
671067	282	671208	314	671281	298	671376	285
671068	282	671210	268	671282	298	671377	285
671069	282	671211	268	671289	297	671378	285
671070	282	671212	268	671307	283	671379	285
671071	282	671213	268	671308	283	671380	285
671072	128,300,395	671214	268	671309	283	671381	285
671073	128,300,395	671217	268	671310	283	671384	296
671074	128,300,395	671218	268	671315	282	671386	296
671075	302	671219	268	671317	282	671390	296
671076	307	671220	269	671324	282	671392	296
671077	307	671222	269	671325	282,302	671396	296
671078	135,310,403	671223	269	671326	282	671398	296
671079	135,310,403	671224	270	671327	282	671408	296
671086	302	671225	270	671332	284	671410	296
671089	145,304,406	671227	270	671334	284	671418	296
671090	304	671228	270	671335	284	671425	296
671091	304	671229	270	671336	284	671461	296
671092	304	671230	271	671337	284	671475	296
671095	313	671231	271	671338	284	671479	296
671096	313	671232	271	671339	284	671493	296
671099	313	671233	307	671340	284	671495	296
671100	313	671234	306	671341	284	671499	296
671101	314	671235	306	671342	284	671596	297
671102	316	671236	330	671343	284	671597	297
671103	317,418	671237	330	671344	284	671598	297
671105	318	671238	330	671345	284	671599	297
671106	317	671240	330	671346	284	671600	292
671107	318	671241	330	671347	284	671602	292
671108	319,418	671242	330	671348	284	671605	292
671110	320	671247	297	671349	284	671606	293
671111	320	671248	298	671350	284	671607	293
671112	289	671249	298	671351	284	671608	305
671113	289	671250	297	671352	285	671609	305
671114	289	671251	298	671354	285	671610	290
671115	289	671252	298	671356	285	671612	309
671126	308	671253	297	671358	285	671613	309

ITEM	PAGE		
671614	309	680015	287,385
671615	309	680465	152
671631	272	680466	150
671632	272	680597	290,387
671633	272	681379	287,385
671634	272	681430	286,384
671635	268	681443	94
671637	321	681813	290,387
671638	321	681883	286,384
671639	303	681916	150,411
671640	269,311	681917	150,411
671643	312	682660	287,385
671644	312	682825	372
671645	312	682865	392
671646	289	682882	190,322,424
671647	312	682883	188,324,422
671653	144,311	682884	188,324,422
671654	144,311,406	682888	284,379
671655	311	682961	288,383
671680	405	682994	291
671682	290	683044	286,384
671688	274	683074	288,383
671689	274	683139	114,387
671690	273	683159	287,385
671691	273	683160	287,385
671692	275	683161	287,385
671693	275	683162	287,385
671694	275	683163	286,384
671695	275	683164	286,384
671696	276	683210	286,384
671697	276	683422	114,387
671700	276	683512	286,384
671701	276	686001	453
671704	315	686002	453
671705	315	686003	453
671706	277	686004	453
671707	277	686005	453
671708	277	686006	453
671709	277	686007	453
671710	278	686008	453
671711	278	699689	390
671712	278	699690	390
671713	278	699691	390
671714	329	699692	390
671715	329	699693	390
671716	315	699694	391
671717	315	699695	391
671724	312	699696	391
671728	363	699697	391
671729	367	699698	391
671730	369	699699	391
		699726	123
		699727	123
		699730	123
		699731	123
		699732	123
		699733	123
		699735	122
		699736	122
		699737	122
		699738	122
		699739	122
		699740	445
		699769	131,401
		699778	274
		699932	287,385
		699933	287,385
		699936	286,384
		699939	286,384



50 Medina Street South
Loretto, MN 55357

Phone: 763.493.2995
Fax: 763.493.2990
Toll Free: 800.888.2044



eagle-aluminum.com