

SPECIALTY ALUMINUM TRIMS + EXTRUSIONS



2020 CATALOG



eagle-aluminum.com



WELCOME TO EAGLE MOULDINGS

Since 1989, Eagle Mouldings strives to offer an extensive inventory, fast turnaround, and friendly customer service. As an aluminum extrusion company our main goal is to meet our customers' requirements on time, on spec, and within budget. Whether you're in the market for aluminum corner trim, aluminum Z-bar or clips, aluminum flat bar, aluminum hat channel, stackable aluminum slatwall, aluminum slatwall inserts, slatwall panels, aluminum french cleat, stainless steel corner guards and stainless steel kick plates made to your specifications, we carry a broad selection of high-quality products at fair, competitive rates.

COMPREHENSIVE INVENTORY

Our stocked warehouse of extrusions includes a variety of profiles guaranteed to benefit all types of customers, including the general public, architects, project managers, contractors, and engineers. From rectangular aluminum tubing and angles to aluminum edge trim to aluminum z-clip designs, we provide a large, continuously improving inventory. We also offer an excellent selection of aluminum square tubing connectors, T-slot aluminum extrusions, C channel aluminum, and aluminum rectangle tube. Whether your project calls for aluminum channels, Z clips, panel clips, panel z clips, aluminum tubing connectors, stainless steel corner guards, or slatwall inserts, Eagle Mouldings has your custom order and stock aluminum extrusions covered.

CUSTOM AND HARD-TO-FIND ALUMINUM TRIMS AND EXTRUSIONS

Eagle Mouldings stocks a huge variety of custom aluminum extrusions with an assortment of anodized finishes. As a trusted aluminum extrusion company and provider of custom aluminum extrusions, we also offer additional services in accordance with your exact specifications, needs and budget in mind. Light fabrication services include assembly, brushing, welding, cutting, punching, mechanical finishes and more.

OUR MISSION

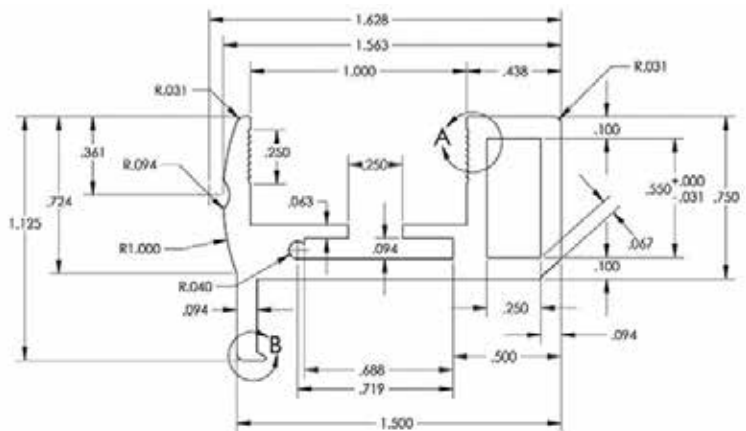

"Our business is customer satisfaction. Eagle Mouldings was founded in 1989 with the belief that premium products along with outstanding customer service would pass the test of time. Over 30 years later, we still believe our customers' satisfaction drives the way we do business. Our customers have come to recognize Eagle Mouldings as their single source for custom and hard-to-find aluminum trims and extrusions, fast turn-around, great pricing, and personalized customer service. We would have it no other way."

Mike Kelly, President



STOCK ALUMINUM TRIMS & EXTRUSIONS


We stock hundreds of custom and hard-to-find aluminum trims and extrusions, as well as standard shapes. We work with the top extruders in the industry, providing access to thousands of different dies and shapes.



CUSTOM EXTRUSIONS & OEM EXPERTS

If your project demands a custom aluminum extrusion, we will help you engineer and design the perfect die solution for your requirements. If we don't have what you need, we'll help you find it or create a new profile.

- Custom Design
- Custom Extrusions
- Custom Lengths
- Custom Dies
- Custom Finishes
- Custom Packaging



LIGHT FABRICATION

Projects can be demanding, and we offer light fabrication services to help get your project complete. Our services include cutting to custom lengths, drilling or countersinking, deburring, punching, forming, bending, and assembly.

- Cutting to Length
- Drilling
- Punching
- Forming, Bending
- Assembly
- Mitering Corners
- Countersinking
- Welding
- Deburring

EXTRUSION FINISHES

BA	Buffed, Anodized Clear	BR	Brushed	MFA	Anodized Clear over Mill Finish
BD	Bright Dipped, Anodized Clear	BZ	Bronze Anodized	MF	Mill Finish or As Extruded
BDG	Bright Dipped, Anodized, Gold Dipped	DK	Dark Bronze Anodized	POL	Polished Bright Mirror-Like Finish
BK	Black Anodized	EA	Etched, Anodized Clear (Satin Silver)		
BKP	Powder Coated Black	EB	Etched, Anodized Gold (Satin Gold)		

ALUMINUM FINISHES

Our anodized aluminum finishes come in several standard finishes as well as customized anodized finishes to help create the exact look you need. Custom aluminum finishes are available in anodized, mechanical, or painted finishes.

- Anodizing
- Brushing
- Painting
- Powder Coating
- Bead Blasting
- Chemical Wash
- Polishing
- Straight Lining

STANDARD ANODIZED FINISHES



SPECIAL ORDER ANODIZED FINISHES



INDUSTRIES SERVED

As a supplier of aluminum trims and extrusions, Eagle Mouldings provides access to a nationwide network of manufacturers. Eagle Mouldings pools multiple resources to assure we can meet your requirements, delivering the right products, at the right time, and at the right price.



ARCHTECTURAL MILLWORK



AWNINGS



BOAT, MARINE



CLEANROOMS



CONSTRUCTION, ARCHITECTS



CUSTOM & OEM



HOT AISLE CONTAINMENT



RESTAURANTS, HOSPITALITY



RETRO TRIM, NOSTALGIC 50'S



RV, MOTORHOMES, TRAILERS



SIGNAGE, EXHIBITS



SLATWALL, RETAIL



SOLAR PANEL



SPECIALTY VEHICLES



STORE FIXTURES, DISPLAYS



WALL PANELS, Z CLIPS

INDEX

Angles	10-15	Dock, Decking, Bleacher	65	Store Fixture, Display	26-28
Awning Profiles	61	Door Track	39	Slide Door Track, C Channel	39
Bar Nosing, Face Nosing	29, 37	Flat Bars, Bar Stock	52	Slide Track Channel	39
Boat, Marine Rub Rail & Trim	62-64	Floor, Carpet, Thresholds, Tile	54-56	Tees, Tee Nosing	30-31
Channels	16-23	Carpet Edge, Flooring, Tile	55	Industrial Tees	31
U Channel	16-20	Stair Nosing	54	Nostalgic 50's, Retro	30, 37
C Channel, Slide Track	20, 39	Thresholds	55, 56	Tees	30
F Channel	71	Hand Rail, Fencing	66	Tees - Barbed Leg	30
Hat Channel	21-23	Hinge - Continuous	72	Tubing	41-45
Nut Channel	65	J-Caps	24-25	Rectangle	44
Z Channel, Z Bar	9	Ovals, Half Ovals	40, 64	Round	45
Corner Guards, Kick Plates	57-60	Price Tag Mouldings	29	Square	41-43
Corner Guards, Alum/Stainless.	57	Retro, Nostalgic 50's	36-38	Telescoping	43, 44, 45
Kick Plates, Alum/Stainless	60	Round Rod, Solid Round Stock	53	Tube Framing, Connectors	46-51
Lexan Corner Guards	58-59	RV, Motorhome, Trailer	67-68	3/4" Tube Framing, Connectors	50
Lexan Wall Guards	59	Sheet	73	1" Tube Framing, Connectors ...	46-49
Coves, Dividers, Out Corners	32-33, 37	Signage, Exhibits	69-71	1-1/2" Tube Framing, Connectors .	51
Coves	32	Slatwall & Inserts	34-35	Z Clips, Panel Hanger, Z Bars	6-9
Dividers	33	Interlocking, Stackable Slatwall	34	Z Clips	6-8
In Corners	32	Slatwall Inserts	35	Z Clips Continuous Length	6-8
Out Corners	32	Slatwall Cutter Bits	35	Z Bars, Z Channel	9



EAGLE-CLIP™ ALUMINUM Z CLIP HANGING SYSTEM

Hanging things has never been easier. The Eagle-Clip Z Clips (aluminum z extrusions) are a fast and cost effective method to hang, fasten, and secure any kind of wall panel, acoustical panel, partition, frame, cabinet, sign, mirror or piece of artwork. Our specially engineered Eagle-Clip Z Clips allow for fast mounting and removal. Made from heat treated hardened aluminum and available in 1-1/2" and 2" clips, continuous lengths of 72" and 144" either punched or un-punched, the Eagle-Clip Z Clips make installation fast and easy.



EAGLE Z CLIPS	EAM-375	EAM-375-S	EAM-62518	EAM-62525	EAM-2525
Clip Width:	2.00 inch	2.00 inch	1.50 inch	1.50 inch	2.00 inch
Continuous/Rail Length:	72 inch, 144 inch	72 inch, 144 inch	72 inch, 144 inch	72 inch, 144 inch	72 inch, 144 inch
Lift-Off:	.375 inch	.375 inch	.625 inch	.625 inch	.250 inch
Projection/Stand-Off:	.250 inch	.250 inch	.1875 inch	.250 inch	.250 inch
Clip Height:	1.25 inch	1.25 inch	1.875 inch	1.875 inch	1.00 inch
Clip Hole Size:	.210 inch	.210 inch	.210 inch	.210 inch	.210 inch
Aluminum Material:	6005-T6	6005-T6	6005-T6	6005-T6	6063-T6



HOW EAGLE-CLIP Z CLIPS WORK

To install, simply fasten one Z Clip to the wall and another to the panel you want to hang. The Z shaped clips wedge together locking the panels solidly and securely in place.

- Available in pre-cut and punched clip lengths (sold in bags of 20 or buckets of 1000)
- Available in punched (every 8" on center) or un-punched 72" and 144" lengths
- Easy to install
- Extremely strong
- Very secure

AVAILABLE Z CLIP PRODUCTS

Our entire line of aluminum Z clips and Z bar stock are engineered and temper-hardened for maximum strength and holding power. Our Z Clip product line consists of the Eagle Z-Clip, cleated bar or cleated rail, smooth bar or smooth rail, and aluminum Z bar. Whether you're looking for a 3/8" lift-off, 5/8" lift-off, 1-1/2" wide, 2" wide, 3" wide, 1/4" standoff or 3/16" standoff, cleated or smooth, standard, custom or special order, Eagle Mouldings is ready to help you find the exact solution that fits your need.

EAM-375 EAGLE-CLIP

↕ .375" Lift-off

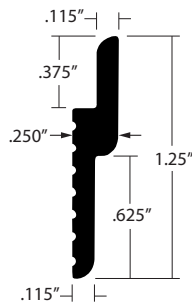
↔ .250" Stand-off

Available Size:

- 2.00" Eagle-Clip Grooved back
- 6' (72") continuous length z-bar
- 12' (144") continuous length z-bar
- Available in custom lengths

Features:

- Aluminum Alloy 6005-T6 temper in accordance with ASTM B221
- .375" lift-off
- .250" stand-off
- Continuous lengths are available unpunched or pre-punched holes every 8" on center
- Custom sizes and hole locations available



CUT INSTALLATION TIME BY AS MUCH AS 50%

Eagle-Clip Z Clips remain concealed after installation, allowing for pre-finishing without time-consuming face nailing or on-the-job finishing. Because of the ease of installation and cost-effectiveness, you can save as much as 50% by choosing Eagle-Clip Z Clips and Panel Hanger products.

Products shown at actual size



EAM-375-S (SMOOTH) EAGLE-CLIP

↕ .375" Lift-off

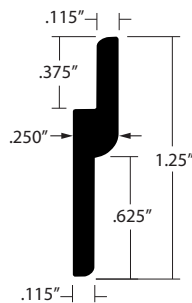
↔ .250" Stand-off

Available Size:

- 2.00" Eagle-Clip Smooth back
- 6' (72") continuous length z-bar
- 12' (144") continuous length z-bar
- Available in custom lengths

Features:

- Aluminum Alloy 6005-T6 temper in accordance with ASTM B221
- .375" lift-off
- .250" stand-off
- Continuous lengths are available
- Custom sizes and hole locations available
- Great for glass installation applications and applied with an adhesive



EAM-62518 EAGLE-CLIP

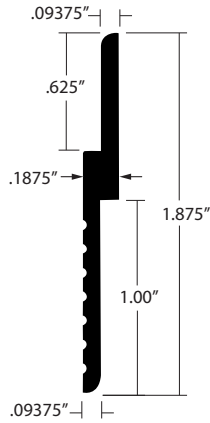
- ↕ .625" Lift-off
- ↔ .1875" Stand-off

Available Size:

- 1.50" Eagle-Clip, grooved back
- 6' (72") continuous length z-bar
- 12' (144") continuous length z-bar
- Available in custom lengths

Features:

- Aluminum Alloy 6005-T6 temper in accordance with ASTM B221
- .625" lift-off
- .1875" stand-off
- Continuous lengths are available unpunched or pre-punched holes every 8" on center
- Custom sizes and hole locations available



EAM-62525 EAGLE-CLIP

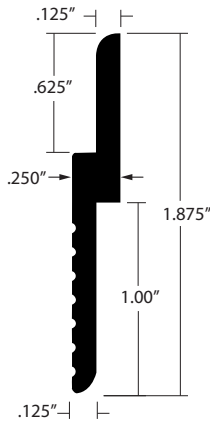
- ↕ .625" Lift-off
- ↔ .250" Stand-off

Available Size:

- 1.50" Eagle-Clip, grooved back
- 6' (72") continuous length z-bar
- 12' (144") continuous length z-bar
- Available in custom lengths

Features:

- Aluminum Alloy 6005-T6 temper in accordance with ASTM B221
- .625" lift-off
- .250" stand-off
- Continuous lengths are available unpunched or pre-punched holes every 8" on center
- Custom sizes and hole locations available



EAM-2525 EAGLE-CLIP

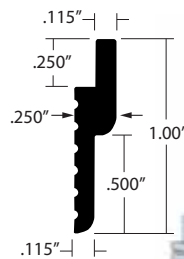
- ↕ .250" Lift-off
- ↔ .250" Stand-off

Available Size:

- 2.00" Eagle-Clip, grooved back
- 6' (72") continuous length z-bar
- 12' (144") continuous length z-bar
- Available in custom lengths

Features:

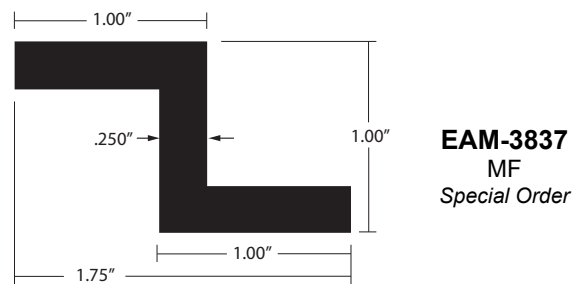
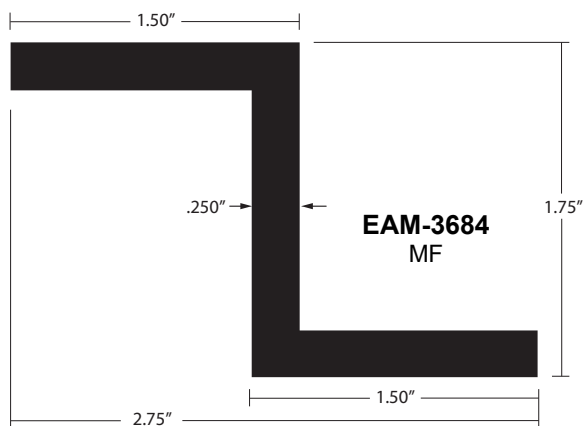
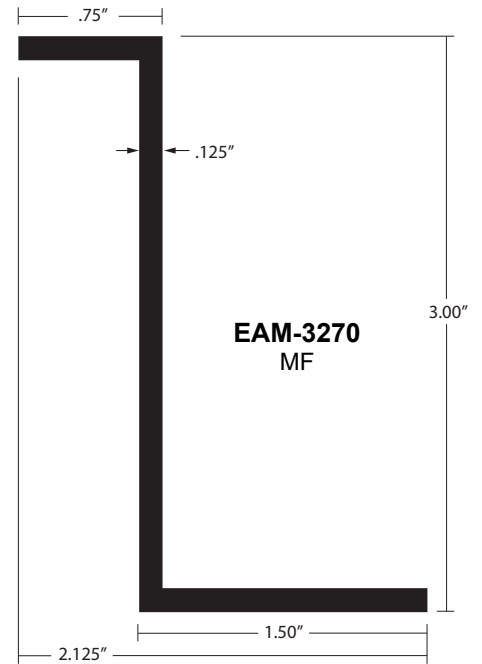
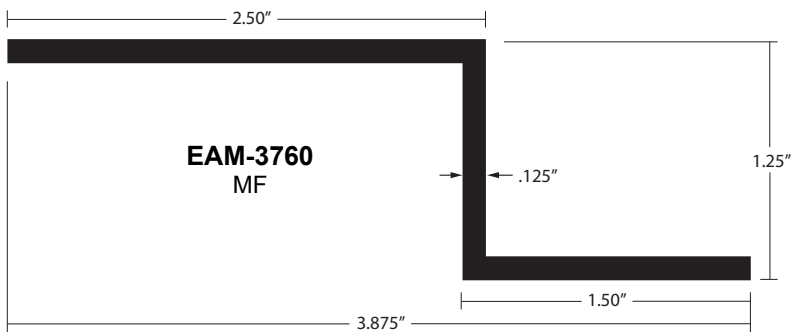
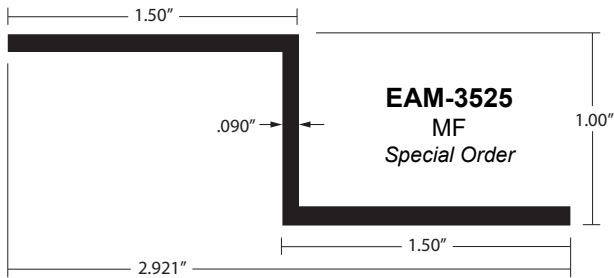
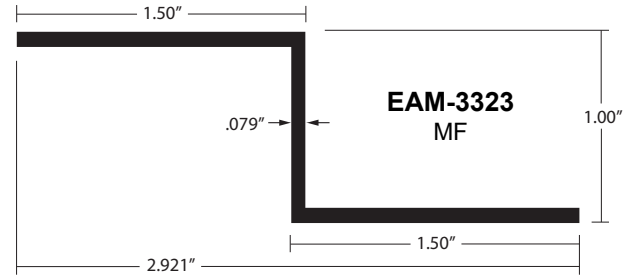
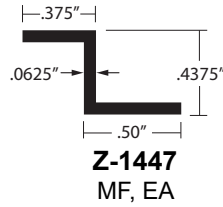
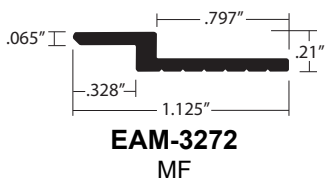
- Aluminum Alloy 6063-T6 temper in accordance with ASTM B221
- .250" lift-off
- .250" stand-off
- Continuous lengths are available unpunched or pre-punched holes every 8" on center
- Custom sizes and hole locations available






ALUMINUM Z BARS

Products shown at actual size

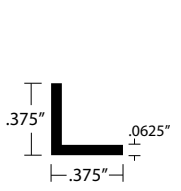




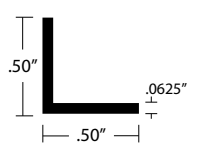
ARCHITECTURAL ALUMINUM ANGLES

Angles shown at actual size

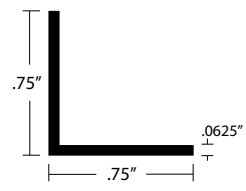
1/16" (.0625") THICK - EQUAL ANGLES



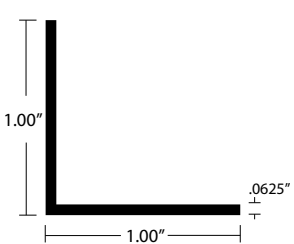
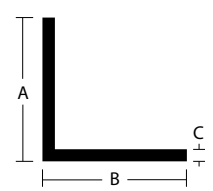
A-102
MF, EA



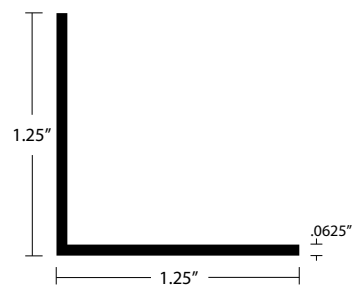
A-103
MF, BD, BK, BZ, EA



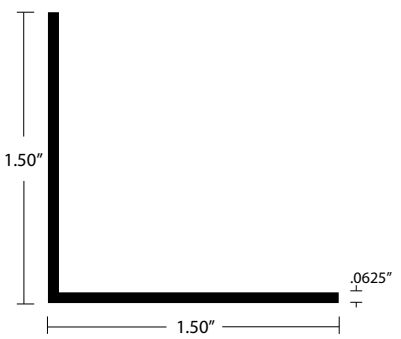
A-803
MF, BD, BK, EA



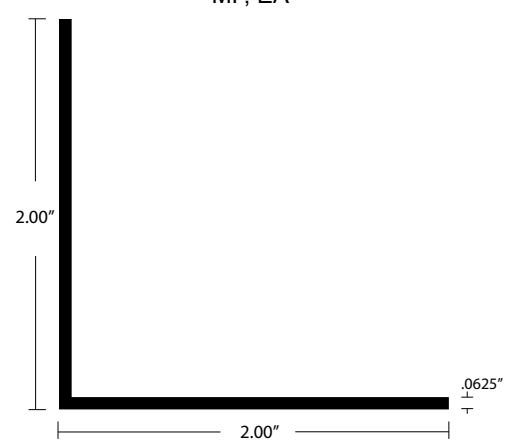
A-903
MF, BK, EA



A-1003
MF, EA



A-1425
MF, BK, EA, MBZ



A-2419
MF, EA

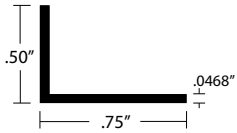
1/16" (.0625") THICK ALUMINUM ANGLES, NON-STOCK

ITEM	A	B	C
AN-40	.3125	.3125	.0468
AN-22	.375	.375	.0468
AN-23	.375	.750	.0468
AN-27	.750	.750	.0468
AN-24	.500	.500	.0468
AN-31	1.00	2.00	.0468
AN-62	.375	1.00	.0625
AN-64	.375	1.50	.0625
AN-73	.500	2.00	.0625
AN-77	.625	.625	.0625
AN-89	.8125	.8125	.0625
AN-95	.875	.875	.0625
AN-100	1.00	1.50	.0625
AN-101	1.00	2.00	.0625
AN-102	1.00	2.25	.0625
AN-104	1.00	3.00	.0625
AN-105	1.0625	1.0625	.0625
AN-109	1.75	1.75	.0625

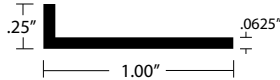
ARCHITECTURAL ALUMINUM ANGLES

Angles shown at actual size

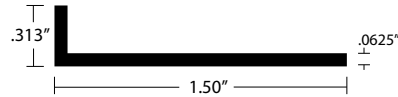
1/16" (.0625") THICK - UNEQUAL ANGLES



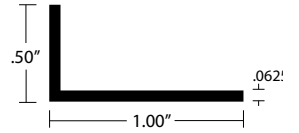
E-1225
EA



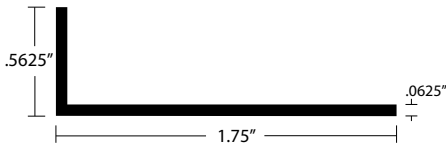
A-141
MF, EA



EAM-2672
MF, EA



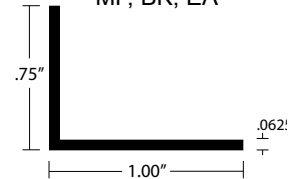
A-904
MF, BK, EA



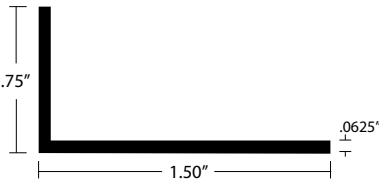
A-1144
MF, EA



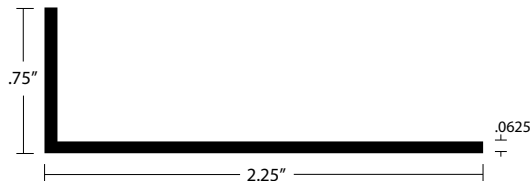
EAM-3047
MF



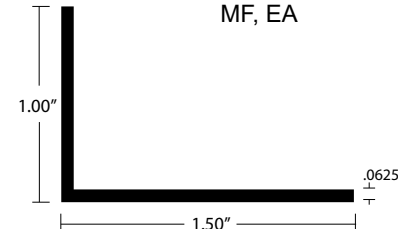
AN-85
MF, EA



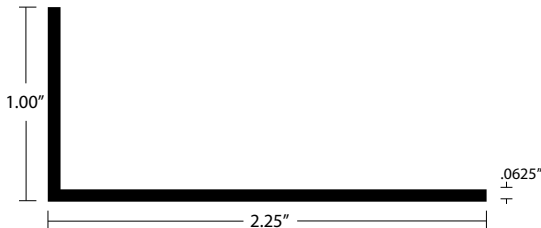
AN-86
MF, EA



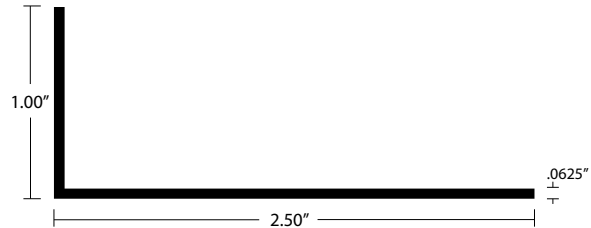
EAM-2313
MF
Special Order



EAM-3486
MF



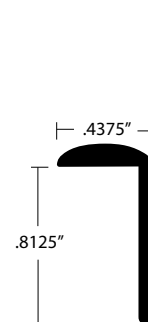
EAM-3487
MF



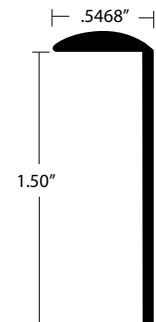
A-2281
MF, BK, EA



EAM-3151
MF



A-326
BA, EA
Drilled or Undrilled

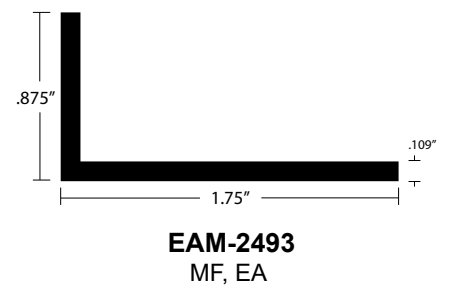
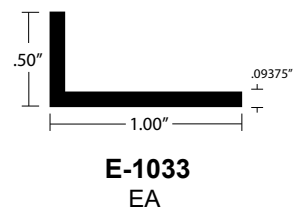
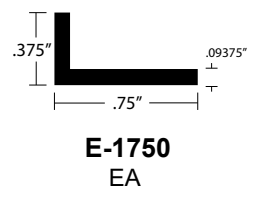


A-328
BA Undrilled
EA Drilled or Undrilled

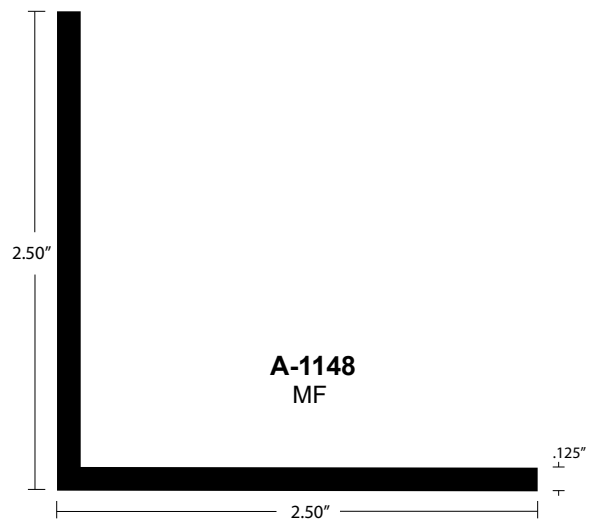
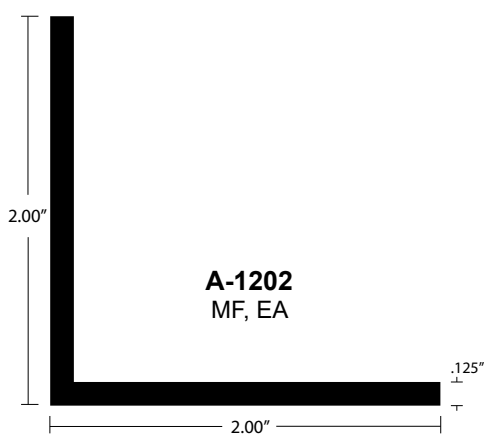
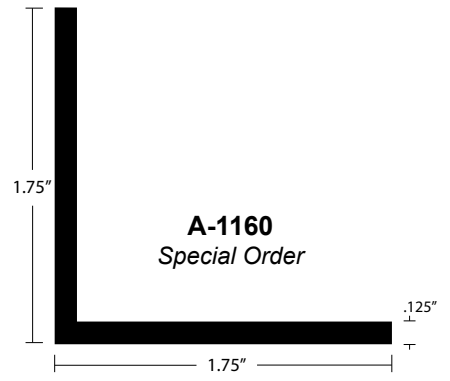
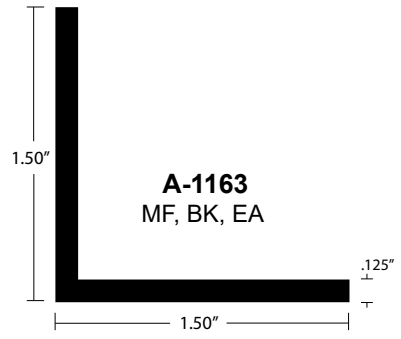
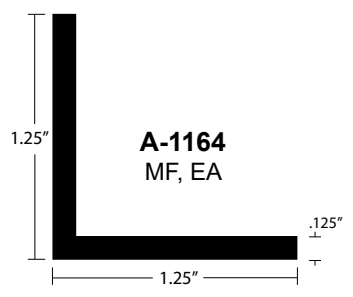
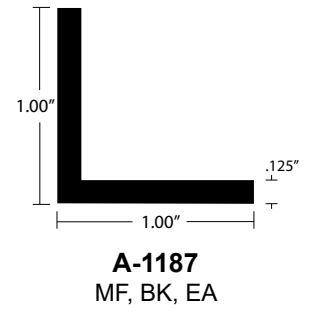
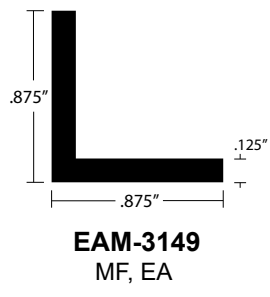
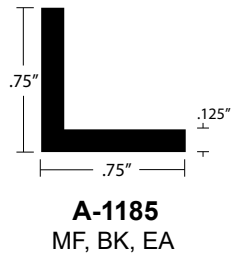
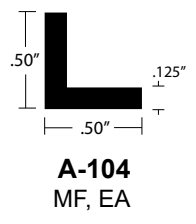
ARCHITECTURAL ALUMINUM ANGLES

Angles shown at actual size

3/32" (.09375") THICK - UNEQUAL ANGLES



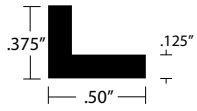
1/8" (.125") THICK - EQUAL ANGLES



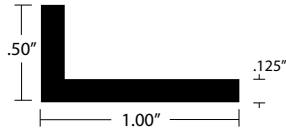
ARCHITECTURAL ALUMINUM ANGLES

Angles shown at actual size

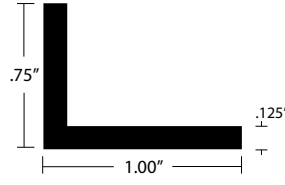
1/8" (.125") THICK - UNEQUAL ANGLES



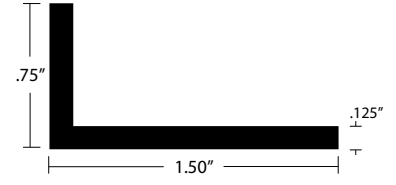
EAM-3140
MF, EA



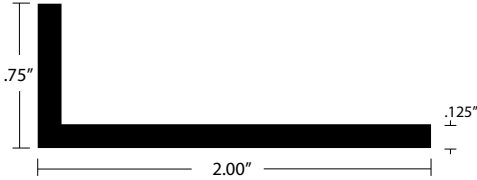
A-1424
MF



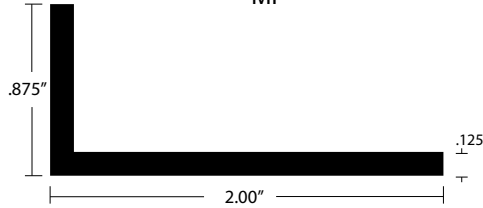
E-1035
MF



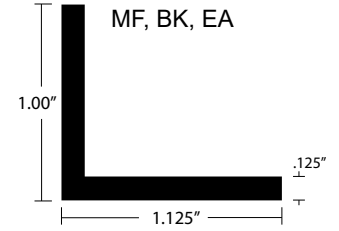
A-1165
MF, BK, EA



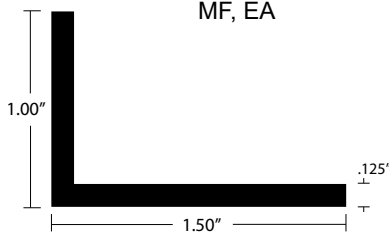
CHI-342
MF, EA



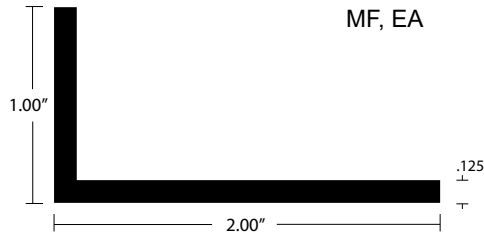
EAM-3148
MF, EA



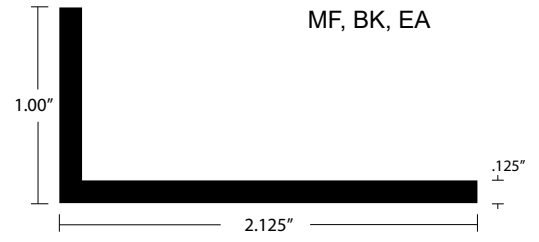
EAM-2686
MF, BK, EA



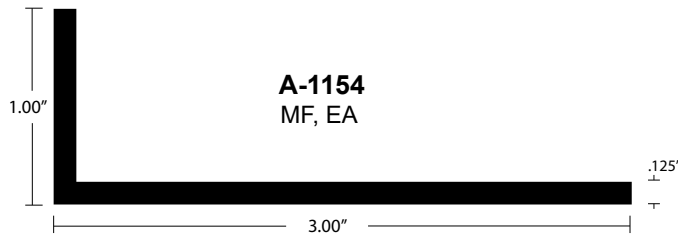
A-1225
MF, EA



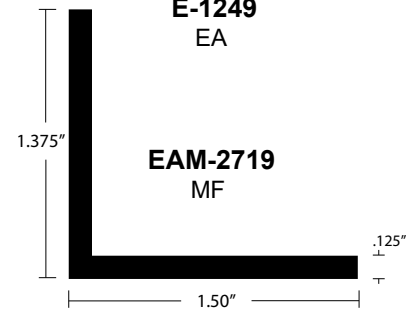
A-1227
MF



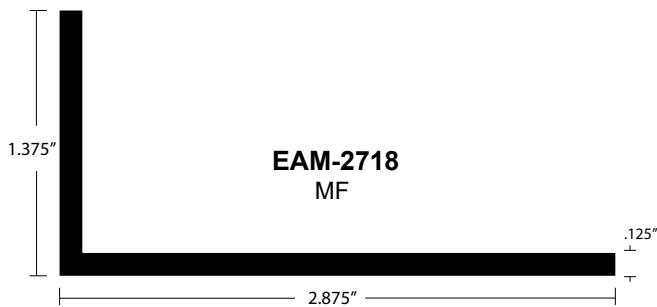
E-1249
EA



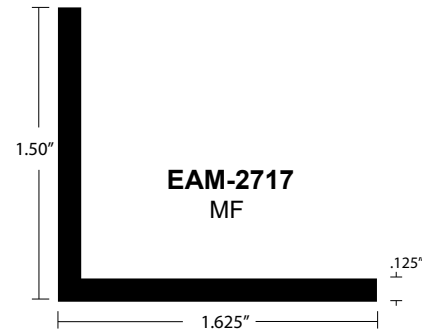
A-1154
MF, EA



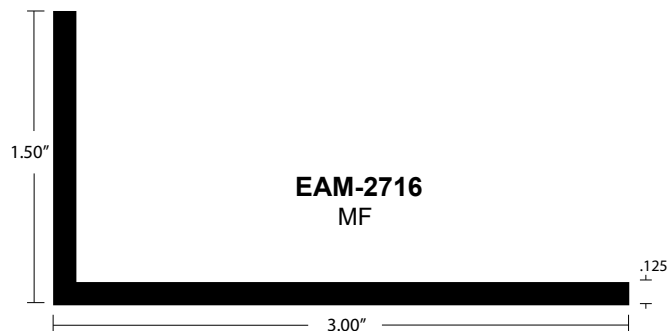
EAM-2719
MF



EAM-2718
MF



EAM-2717
MF

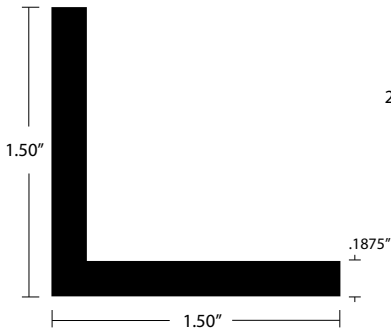


EAM-2716
MF

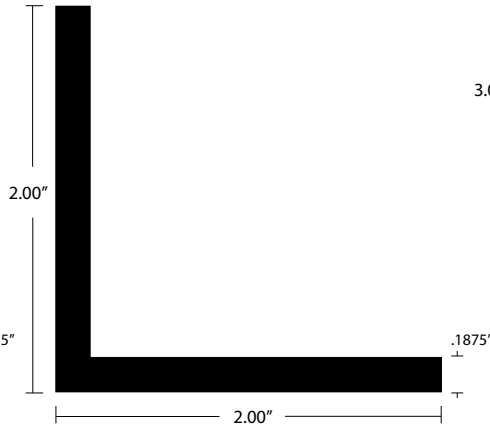
ARCHITECTURAL ALUMINUM ANGLES

Angles shown at actual size

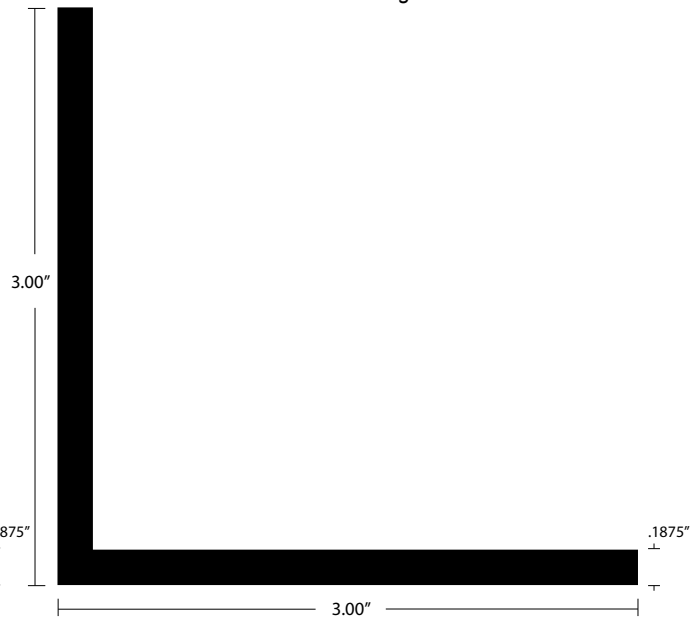
3/16" (.1875") THICK - EQUAL ANGLES



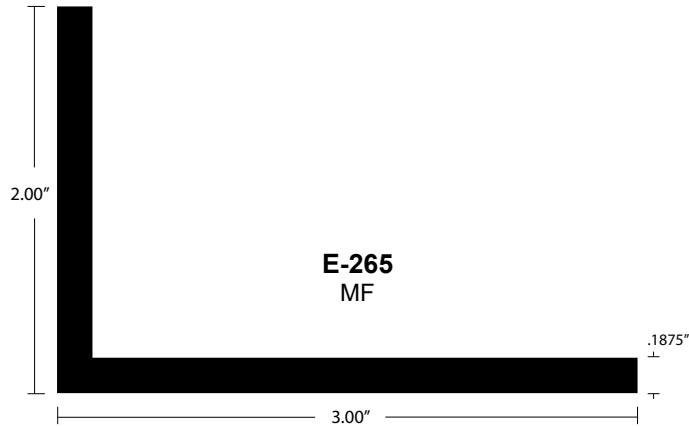
A-1200
MF



A-1224
MF

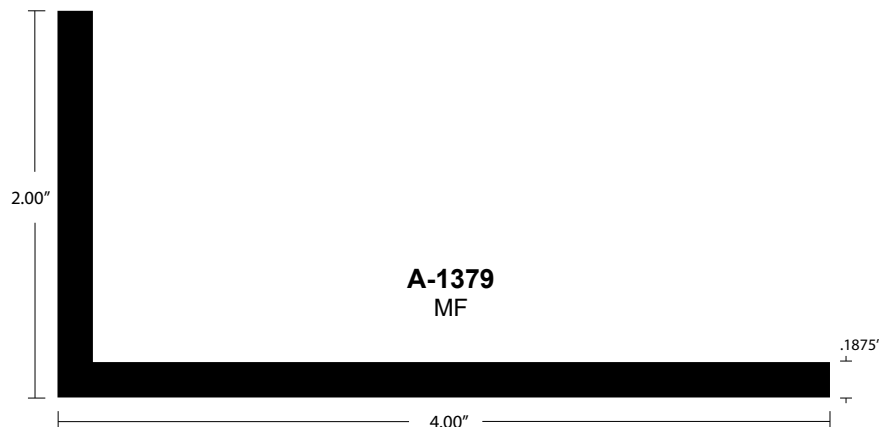


A-1229
MF



E-265
MF

3/16" (.1875") THICK - UNEQUAL ANGLES

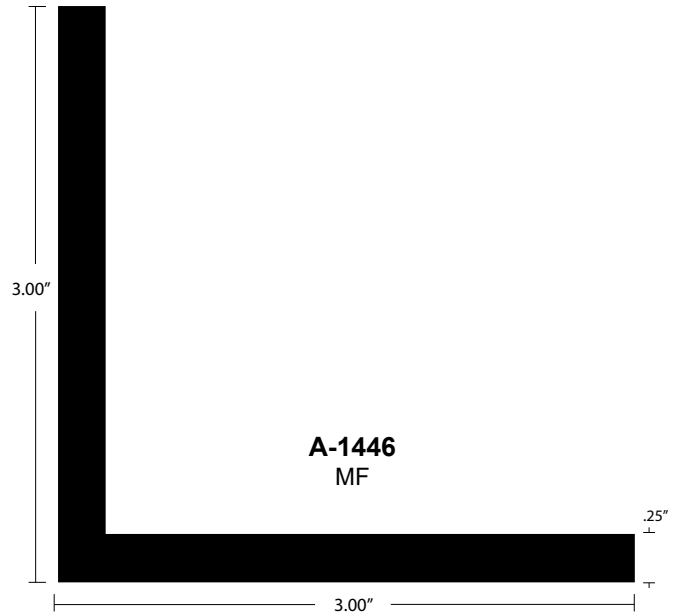
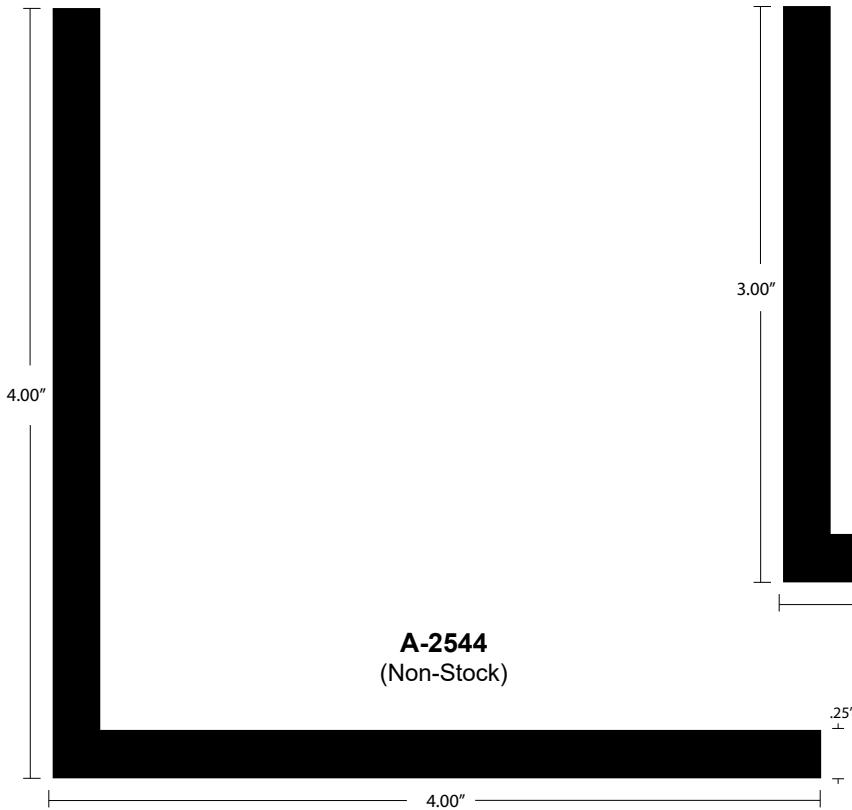
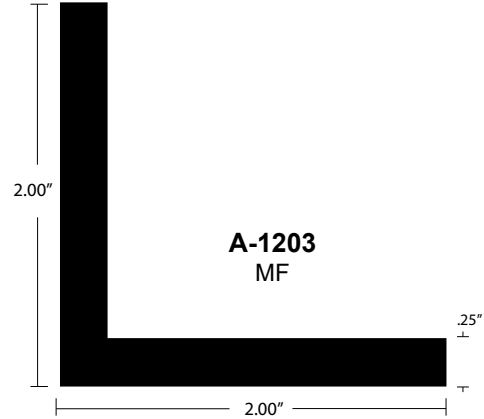
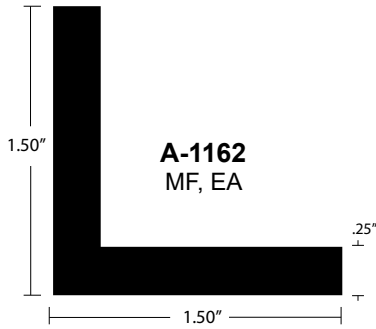


A-1379
MF

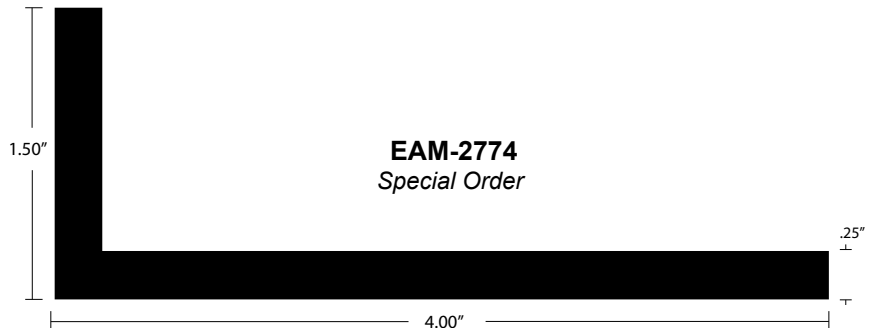
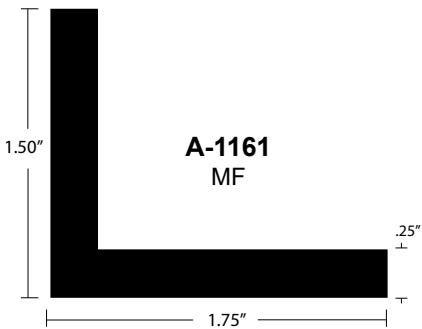
ARCHITECTURAL ALUMINUM ANGLES

Angles shown at actual size

1/4" (.250") THICK - EQUAL ANGLES



1/4" (.250") THICK - UNEQUAL ANGLES

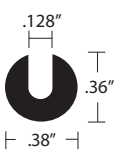




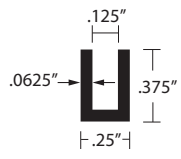
ARCHITECTURAL ALUMINUM CHANNELS

Channels shown at actual size

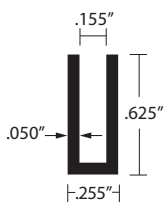
1/16" (.0625") WALL THICKNESS



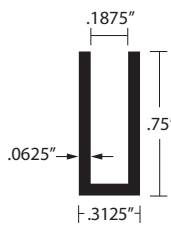
B-185
MF



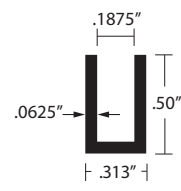
E-2726
MF, EA



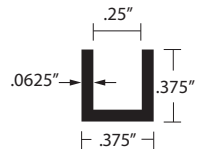
CHF-11602
MF, EA



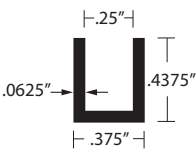
A-762
Special Order



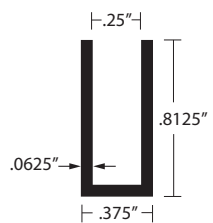
EAM-188
MF, EA



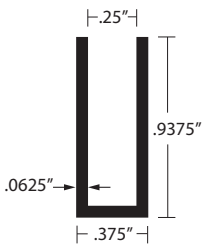
A-235
MF, BK, EA



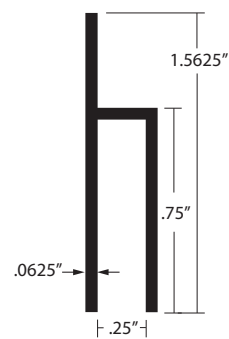
CHF-236
MF, BK, EA



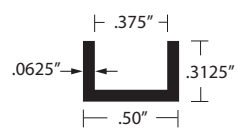
E-2223
EA



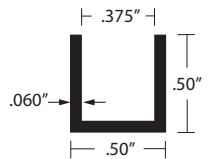
A-237
MF, EA



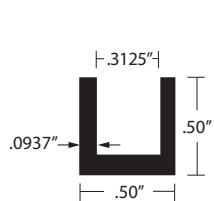
S-132
MF



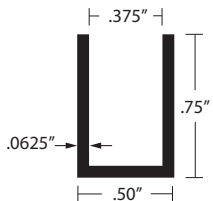
E-1285
EA



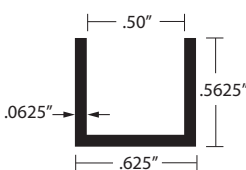
E-2440
MF, EA



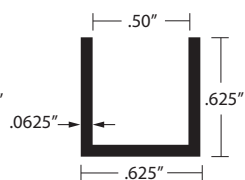
E-1038
EA



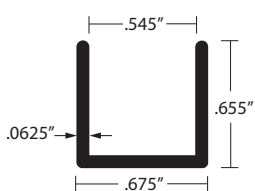
CHI-1234
MF, EA



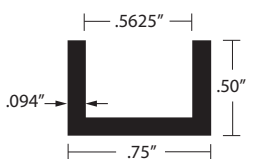
E-1346
EA



A-244
Special Order



A-252
Special Order

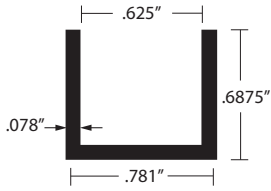


CHF-239
MF, EA

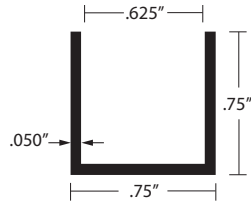
ARCHITECTURAL ALUMINUM CHANNELS

Channels shown at actual size

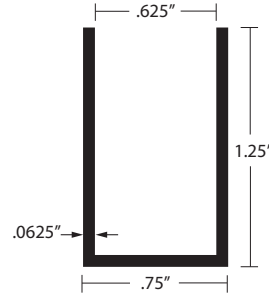
1/16" (.0625") WALL THICKNESS



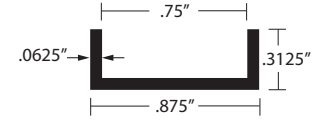
E-1345
EA



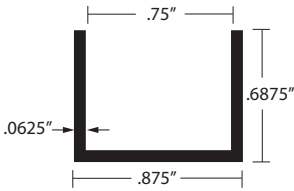
A-761
MF, BK, EA



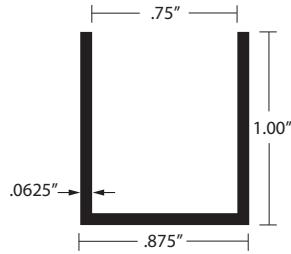
E-9747
Special Order



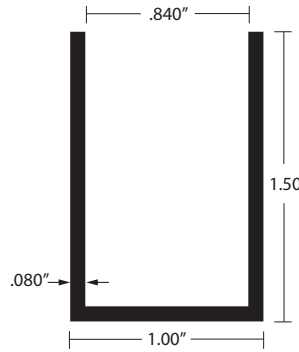
E-2161
EA



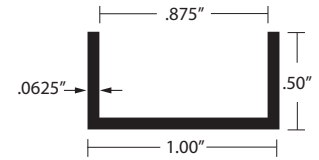
A-757
MF, EA



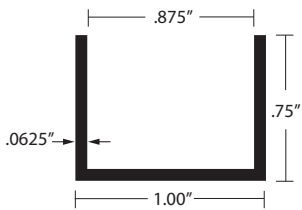
EAM-2715
MF, EA



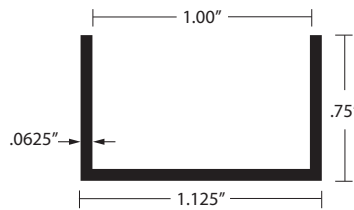
CHI-1112
MF, EA



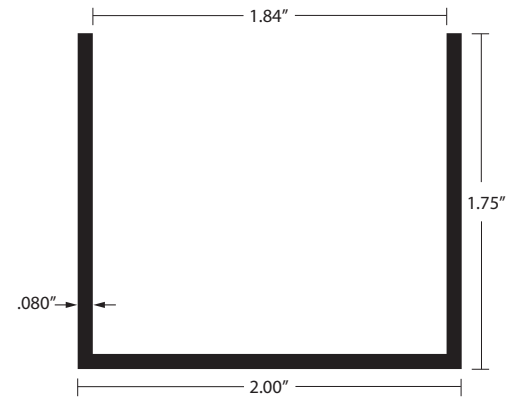
CHF-167
MF, EA



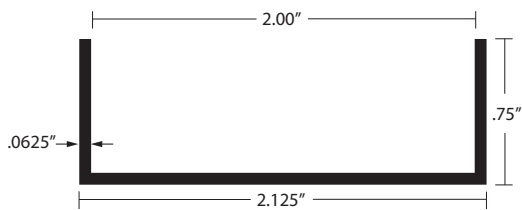
CHF-134
MF, EA



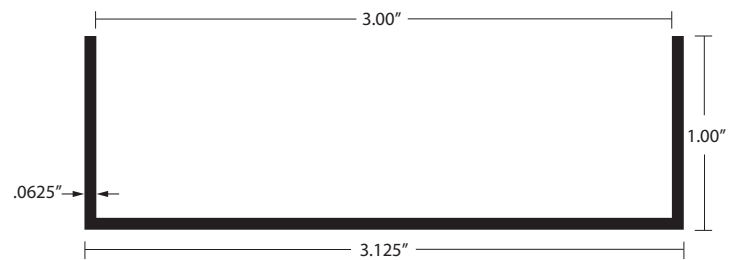
A-741
MF, EA



CHI-2134
Special Order



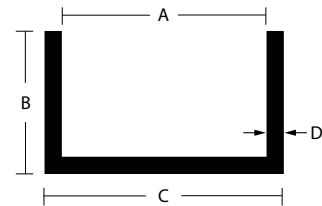
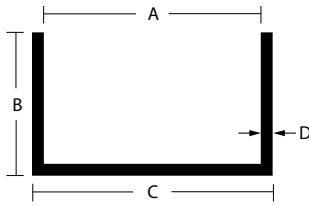
EAM-2827
MF, EA



EAM-3084
Special Order

ARCHITECTURAL ALUMINUM CHANNELS

1/16" & 1/8" WALL THICKNESS



1/16" (.0625") THICK ALUMINUM CHANNELS, NON-STOCK

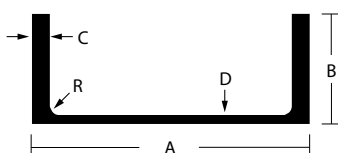
ITEM	A	B	C	D
CH-770	.25	.42	.36	.050
CH-800	.50	.5625	.61	.050
CH-104	.25	.625	.375	.0625
CH-126	.50	.75	.625	.0625
CH-154	.75	.50	.875	.0625
CH-158	.75	1.125	.875	.0625
CH-161	.8125	.75	.9375	.0625
CH-177	1.00	1.00	1.125	.0625
CH-670	1.00	.300	1.10	.050
CH-181	1.125	.50	1.25	.0625
CH-188	1.25	.3125	1.375	.0625
CH-192	1.375	.625	1.50	.0625
CH-195	1.50	1.00	1.625	.0625
CH-198	1.75	.3125	1.875	.0625
CH-200	1.875	.75	2.00	.0625
CH-830	3.00	1.00	3.125	.050
CH-211	3.125	.53125	3.25	.0625

1/8" (.125") THICK ALUMINUM CHANNELS, NON-STOCK

ITEM	A	B	C	D
CH-235	.25	.625	.4375	.09375
CH-242	.8125	.50	1.00	.09375
CH-245	.8125	1.25	1.00	.09375
CH-248	1.0625	1.00	1.25	.09375
CH-451	.125	.50	.375	.125
CH-453	.25	.75	.50	.125
CH-457	.375	.75	.625	.125
CH-459	.50	1.375	.75	.125
CH-461	.625	.9063	.875	.125
CH-463	.75	1.50	1.00	.125
CH-465	.75	2.00	1.00	.125
CH-467	1.00	1.25	1.25	.125
CH-469	1.00	2.625	1.25	.125
CH-471	2.00	.875	2.25	.125
CH-473	1.50	1.75	1.75	.125
CH-475	1.50	2.00	1.75	.125
CH-477	3.75	.50	4.00	.125
CH-479	3.75	1.00	4.00	.125
CH-481	2.00	1.25	2.50	.25
CH-483	2.00	1.50	2.50	.25
E-275	7.625	2.00	8.00	.1875

The channels listed in these charts are a sampling of non-stock aluminum channels available to manufacture. Eagle Mouldings has hundreds of channel dies that can be produced to your specifications. For additional die information, please contact our customer service team.

ALUMINUM ASSOCIATION CHANNELS

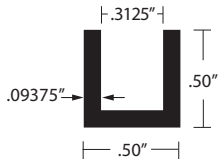


ITEM	A	B	C	D	RADIUS
A-2051	3.00	1.50	.200	.130	.250
A-1050-4	4.00	2.00	.230	.0938	.250
Special Order	4.00	2.25	.290	.0938	.250
Special Order	5.00	2.25	.260	.0938	.030

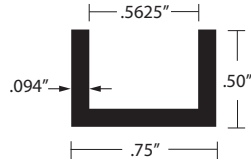
ARCHITECTURAL ALUMINUM CHANNELS

Channels shown at actual size

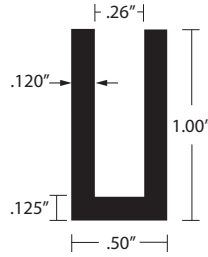
1/8" (.125") WALL THICKNESS



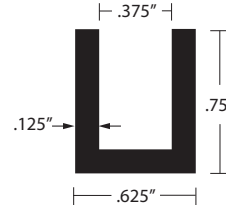
E-1038
EA



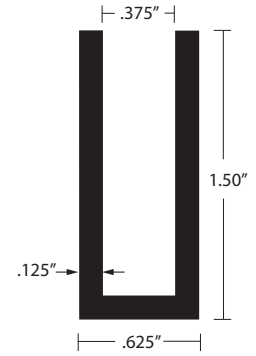
CHF-239
MF, EA



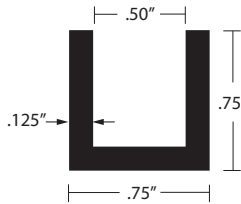
EAM-2807
MF, EA



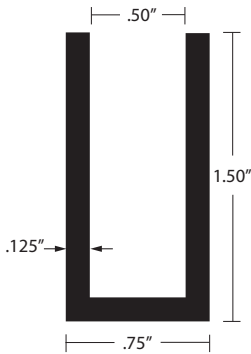
EAM-2665
MF



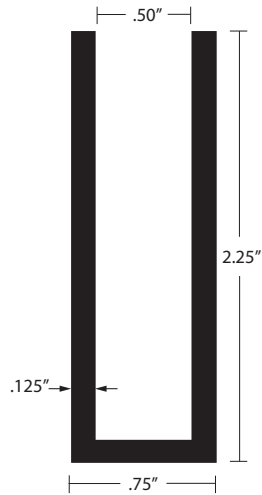
EAM-2763
MF, EA



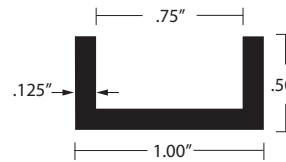
A-774
MF, BK, EA



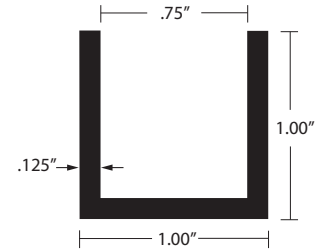
A-1007
MF, EA



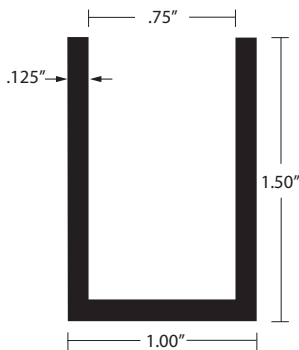
EAM-2436
Special Order



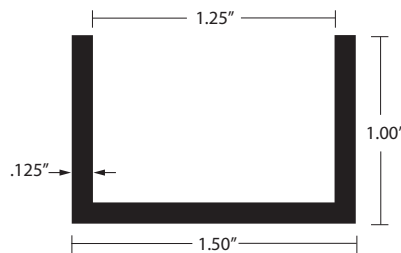
A-7136
MF, EA



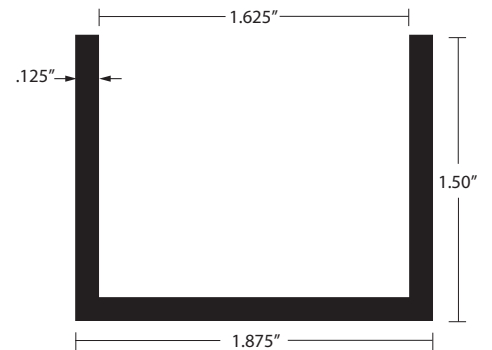
A-1101
MF, EA



A-1306
Special Order



A-50
MF

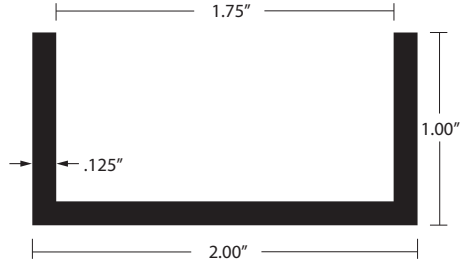


EAM-3311
MF

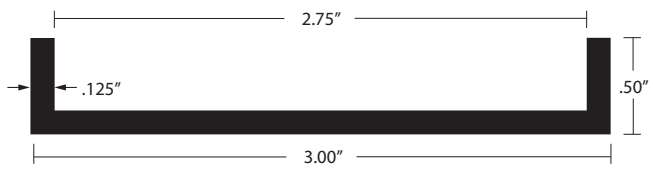
ARCHITECTURAL ALUMINUM CHANNELS

Channels shown at actual size

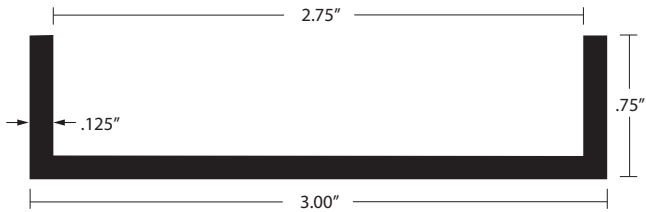
1/8" (.125") WALL THICKNESS



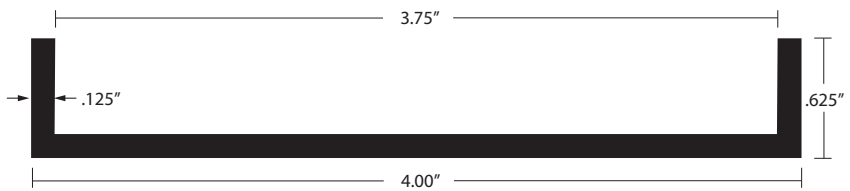
A-1251
MF



EAM-2494
MF
Special Order

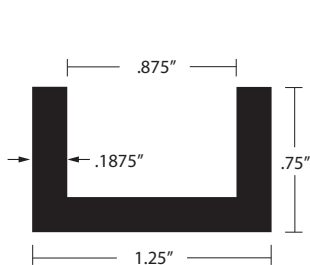


EAM-3147
MF

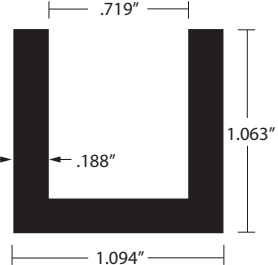


EAM-2795
MF
Special Order

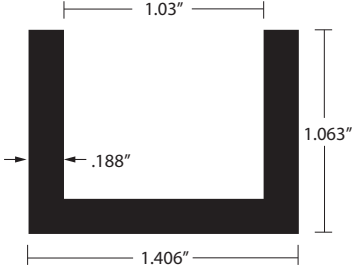
3/16" (.1875") WALL THICKNESS



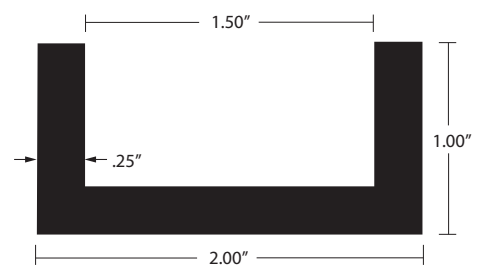
A-1914
MF



EAM-3194
MF



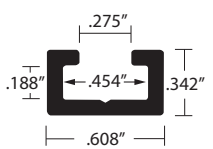
EAM-3195
MF
Special Order



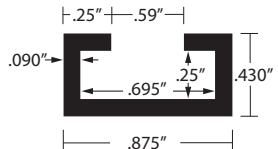
EAM-3382
MF
Special Order

1/4" (.250") WALL THICKNESS

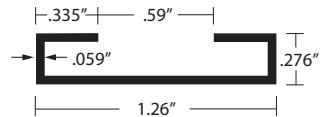
"C" CHANNELS, SLIDE TRACK CHANNELS



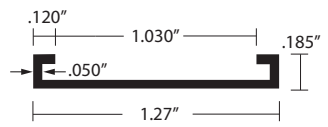
EAM-3279
Special Order



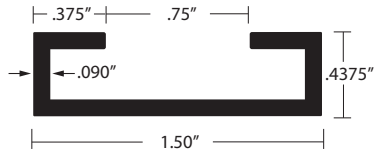
EAM-2925
MF




EAM-2643
MF



EAM-3433
MF, EA



EAM-2420
MF



ALUMINUM HAT CHANNELS

Hat channels are framing pieces shaped like a top hat. Because aluminum outperforms traditional hat channel materials like wood and steel, Eagle Mouldings specializes exclusively in aluminum hat channels. Eagle's aluminum hat channels and furring channels are corrosion resistant and a fireproof extruded aluminum product. Furring channels and hat channels are used primarily to level out irregular or uneven surfaces on interior walls, exterior walls, ceilings, and masonry, saving a lot of time and unnecessary expense. Other names referred to hat channels are a furring channel, furring strip, hat track, or hat channel extrusion.

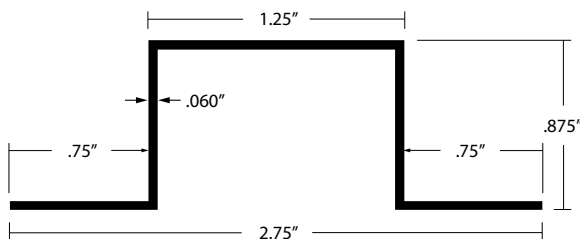
COMMON HAT CHANNEL APPLICATIONS

- Acoustic tiles/panels and soundproofing
- Architectural curtain walls
- Commercial construction
- Exterior wall cladding
- Furring (leveling) walls, ceilings, roofs
- Installing fixtures (cabinets, displays, ceilings)
- Rainscreen installations
- Renovation and remodeling
- Wall panel systems
- Store fixture and display installations
- Wall cladding
- Curtain walls

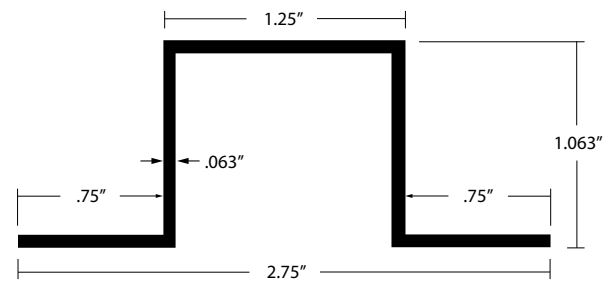
BENEFITS OF ALUMINUM HAT CHANNELS

- Lightweight (1/3 the weight of steel)
- Protection against fire and moisture
- Naturally resists corrosion, will not rust
- Resists warping, splitting, mold and mildew
- Easy to customize
- Simple installation
- Affordable, budget-friendly

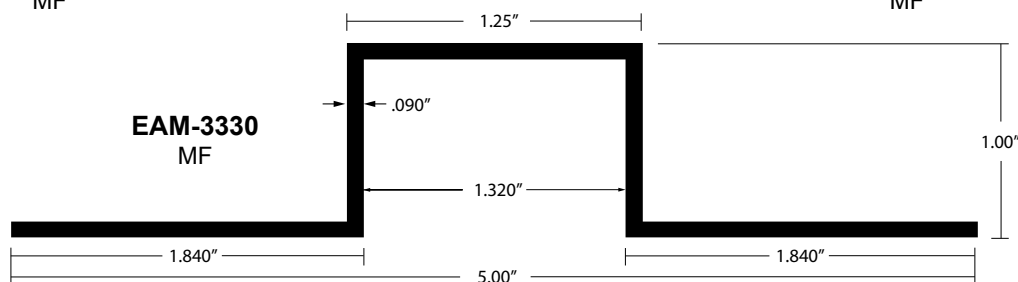
Hat Channels shown at actual size



EAM-3571
MF



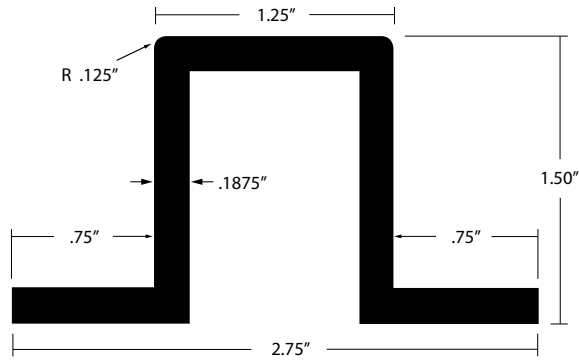
EAM-3790
MF



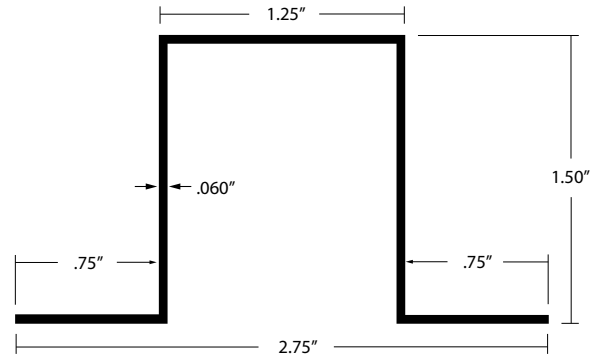
EAM-3330
MF

ALUMINUM HAT CHANNELS

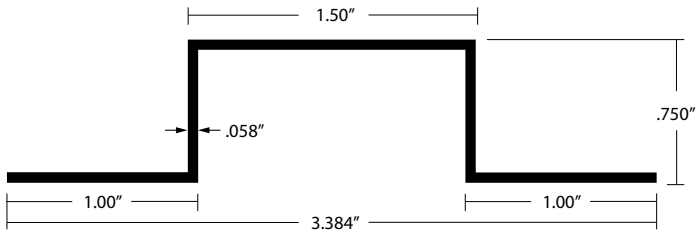
Hat Channels shown at actual size



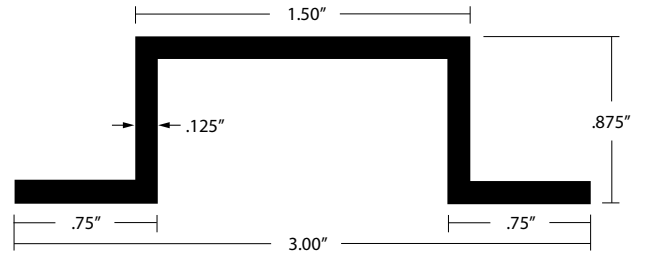
EAM-3609
MF



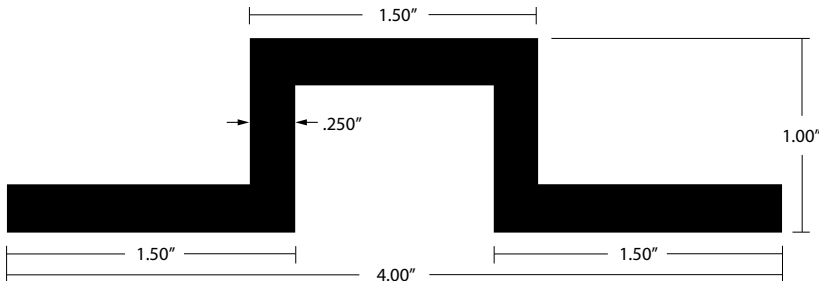
EAM-3572
MF



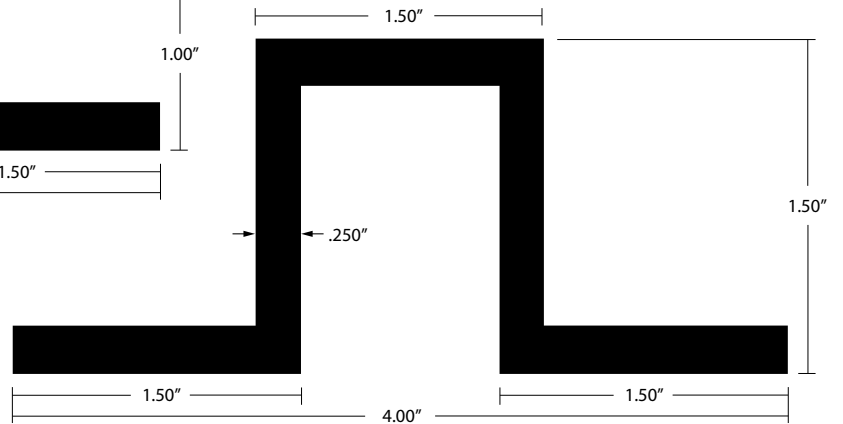
EAM-2994
MF



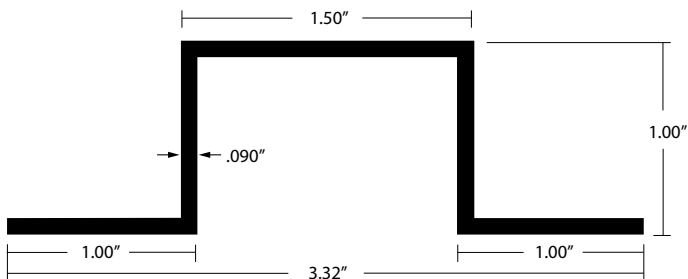
EAM-2884
MF



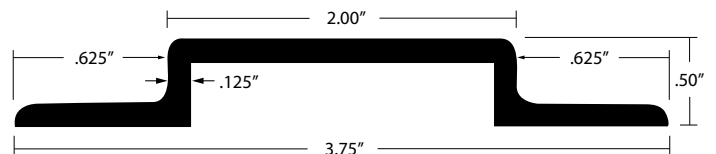
EAM-3836
MF



EAM-3683
MF




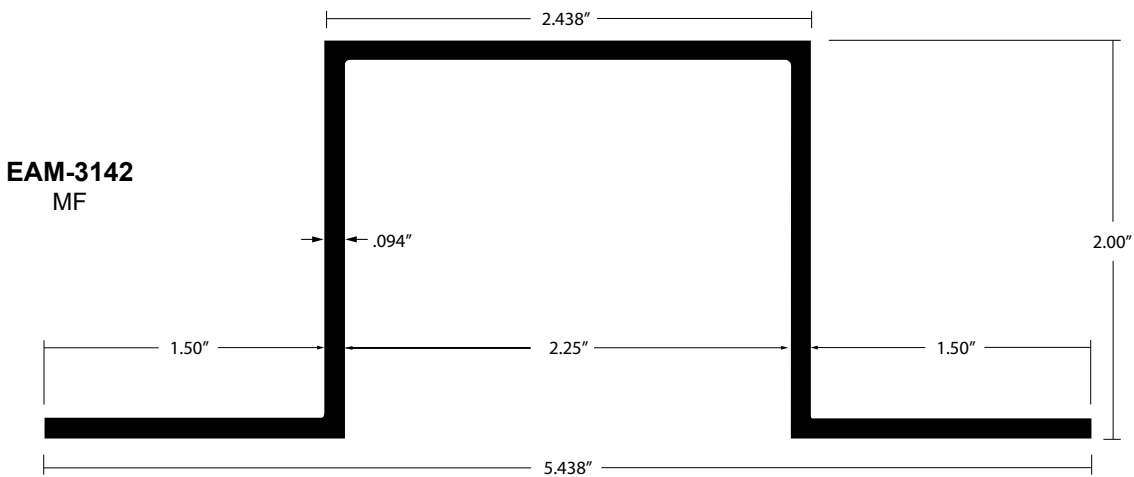
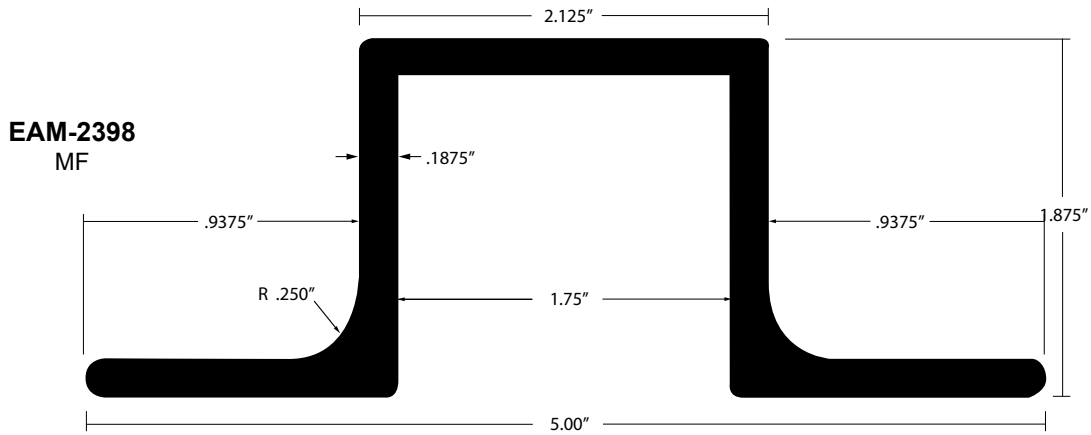
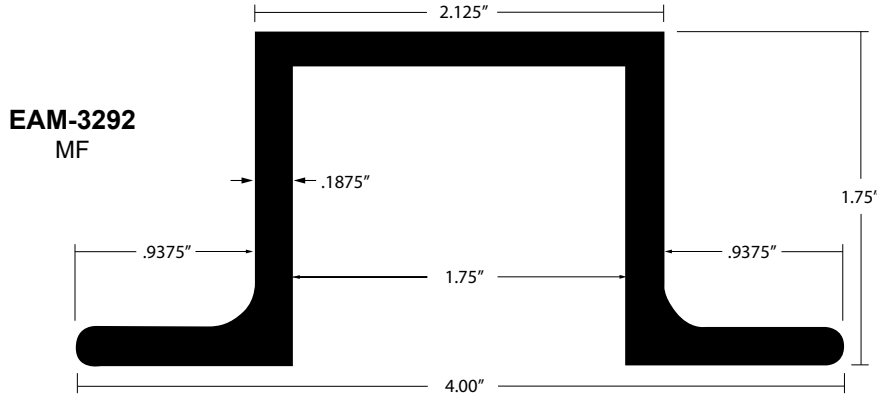
EAM-2986
MF



E-5383
MF

ALUMINUM HAT CHANNELS

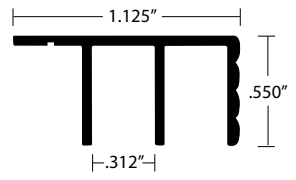
Hat Channels shown at actual size



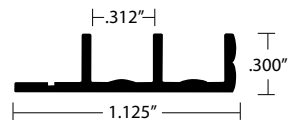
SLIDING DOOR TRACK

Channels shown at actual size

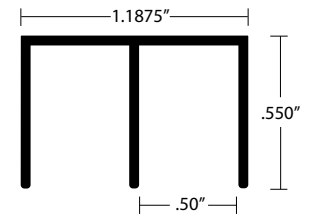
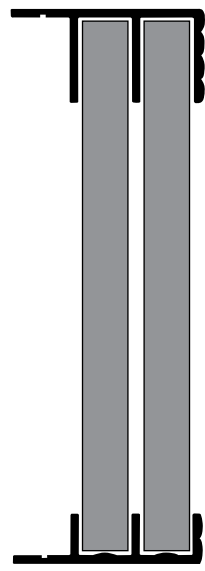
SLIDE TRACK - CHANNELS



S-1-TOP
MF
1/4" Material



S-1-BOT
MF
1/4" Material



E-7355-TOP
EA
1/2" Material

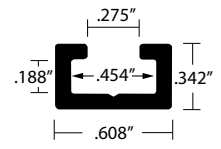


E-7355-BOT
EA
1/2" Material

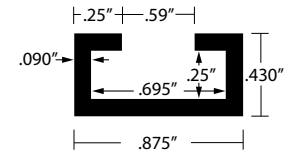
"C" CHANNELS



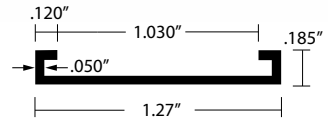
EAM-3279
Special Order



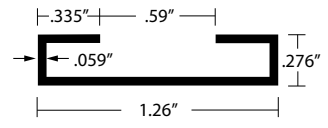
EAM-2925
MF



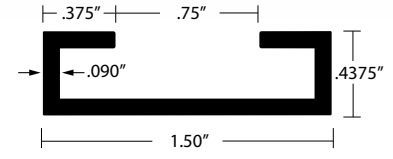
EAM-3433



EAM-2643

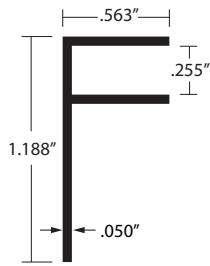


EAM-2420
MF

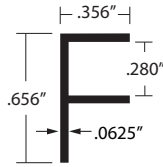


F TRACK CHANNELS, CHANNELS

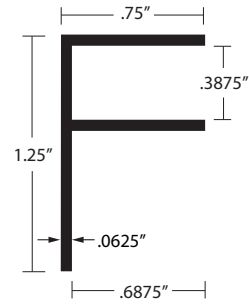
Extrusions shown at actual size



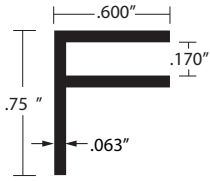
EAM-3377
MF, EA



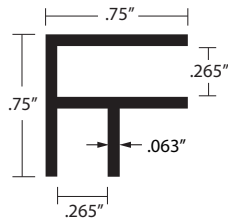
E-6457
Special Order



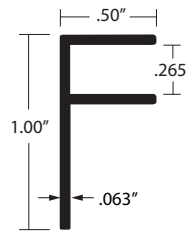
EAM-2860
MF, EA



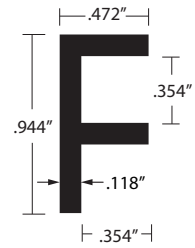
EAM-3625
MF



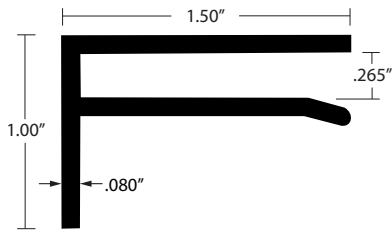
E-8642
BD, EA



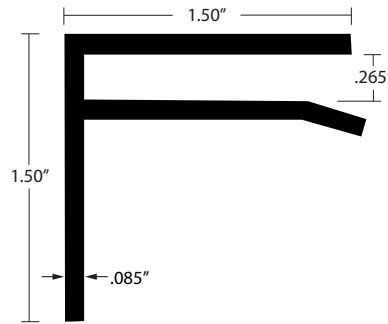
E-7342
EA



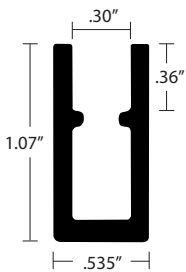
EAM-3108
MF, EA



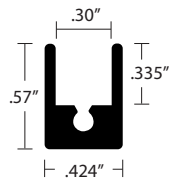
S-106
MF



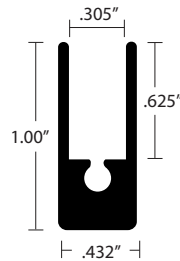
S-107
MF



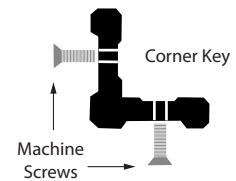
E-11224
EA



EAM-666
MF, EA
.059\" Screw Port



EAM-600
MF, BK, EA
.147\" Screw Port

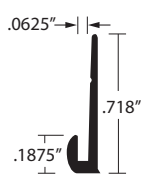


E-11224-K
Corner Key

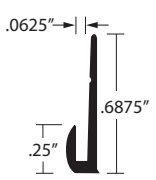


ARCHITECTURAL J CAPS & DRIP CAPS

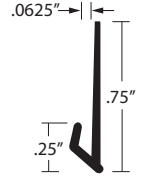
J Caps shown at actual size



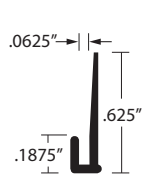
E-80
MFA
1/16" Material,
Undrilled



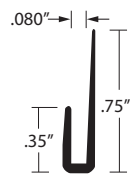
E-84
MFA
1/16" Material,
Undrilled



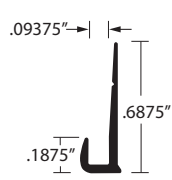
E-514
MF, BK, EA
1/16" Material,
Punched & Slotted



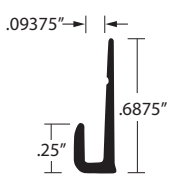
E-514-L
MF, BK, EA
1/16" Material,
Punched & Slotted



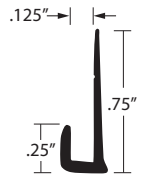
EAM-310
MF, EA
1/16" Material,
Undrilled



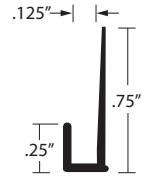
E-83
MFA
3/32" Material,
Undrilled



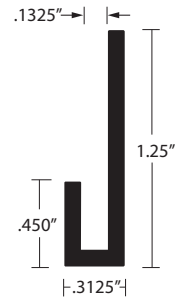
E-82
MFA
3/32" Material,
Undrilled



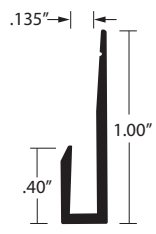
E-901
MFA
1/8" Material,
Punched & Slotted



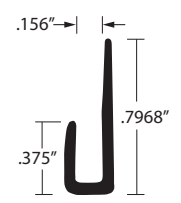
E-524
MF, BK, EA
1/8" Material,
Punched & Slotted



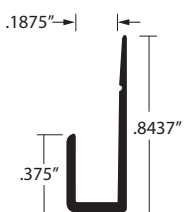
E-2327
Special Order
1/8" Material,
Undrilled



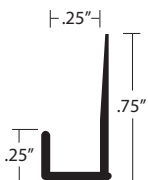
E-105
EA
1/8" Material,
Undrilled



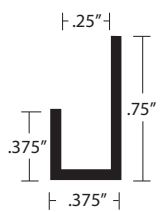
E-104
BA, EA
5/32" Material,
Undrilled



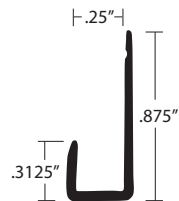
E-72
BA
3/16" Material,
Undrilled



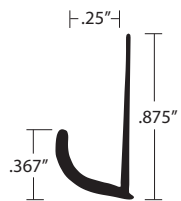
E-544
MF, BK, EA
1/4" Material,
Punched & Slotted



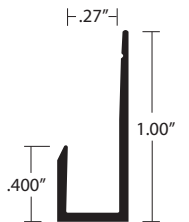
E-3393
MF
Special Order
1/4" Material



E-401
MF, BA, EA
1/4" Material,
Punched & Slotted



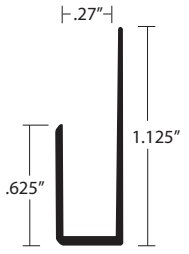
C-804
MF, EA
1/4" Material,
Punched & Slotted



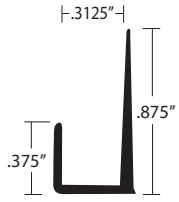
E-403
EA
1/4" Material,
Undrilled

ARCHITECTURAL J CAPS & DRIP CAPS

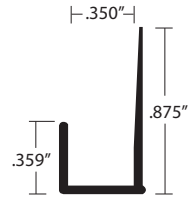
J Caps shown at actual size



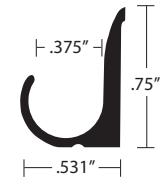
E-1584
MF, BK, EA
1/4" Material,
Punched & Slotted



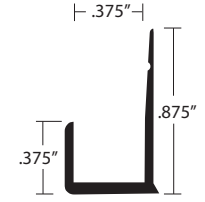
E-402
BA
5/16" Material,
Undrilled



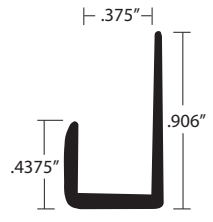
E-814
MF, EA
11/32" Material,
Punched & Slotted



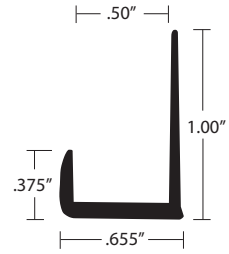
E-400
BD, EA
Undrilled, Flat Back
for Tape Application



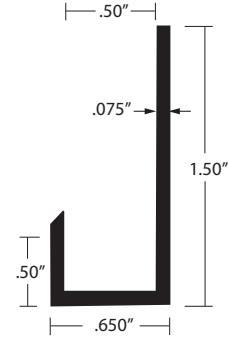
E-5240
BA
3/8" Material,
Undrilled



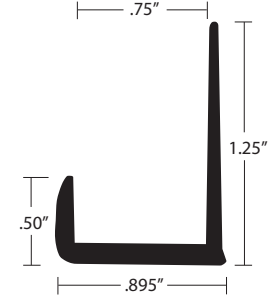
E-2465
BD
3/8" Material,
Undrilled



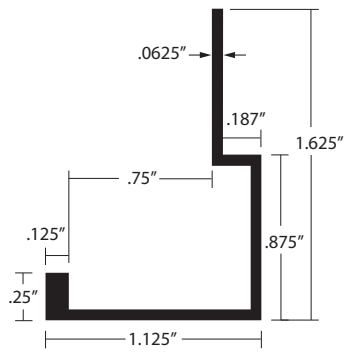
E-1998
MF, EA
For 1/2" Material,
Undrilled



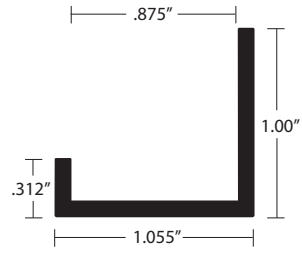
EAM-2627
Special Order
For 1/2" Material,
Undrilled



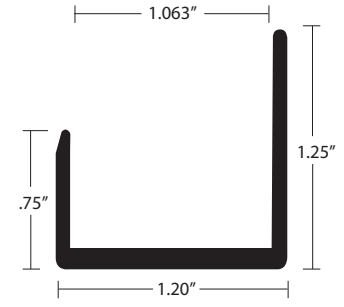
EAM-2560
MF, EA
For 3/4" Material,
Undrilled



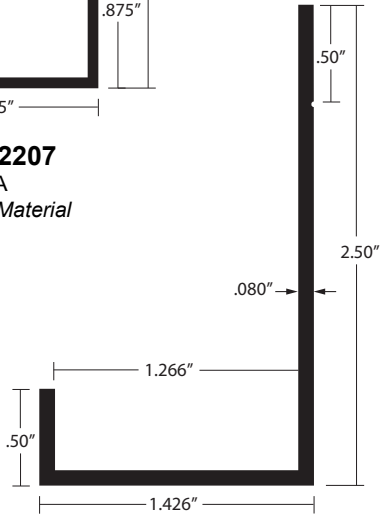
EAM-2207
EA
For 3/4" Material



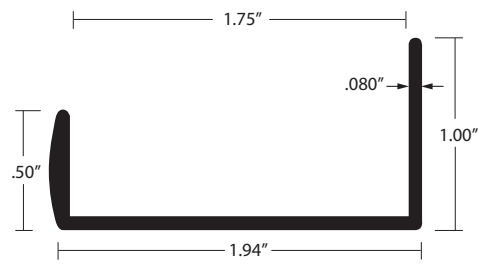
E-2231
Special Order
Undrilled



E-494
MF
For 1" Material,
Undrilled

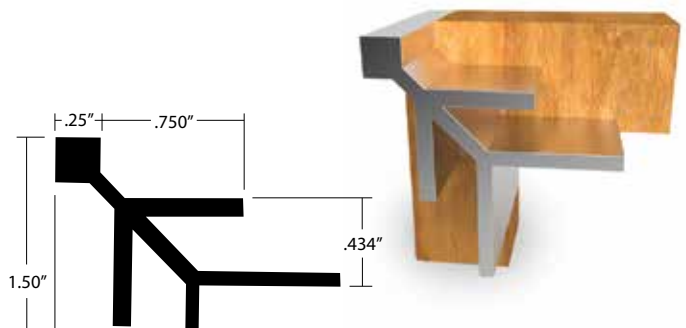


EAM-2725
MF
Undrilled



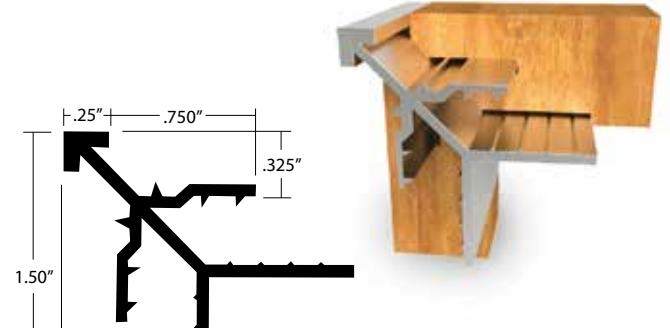
E-146
MF
For 1-3/4" Material,
Undrilled

STORE FIXTURE & DISPLAY



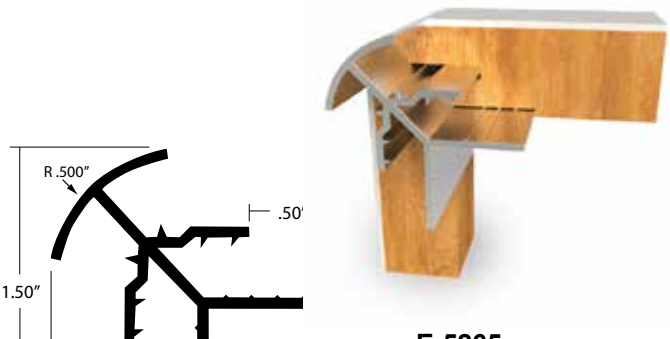
E-5116
EA
12' x 90 Degree Corner
For 3/4" Material

Dimensions: .25", .750", 1.50", .434", .750"



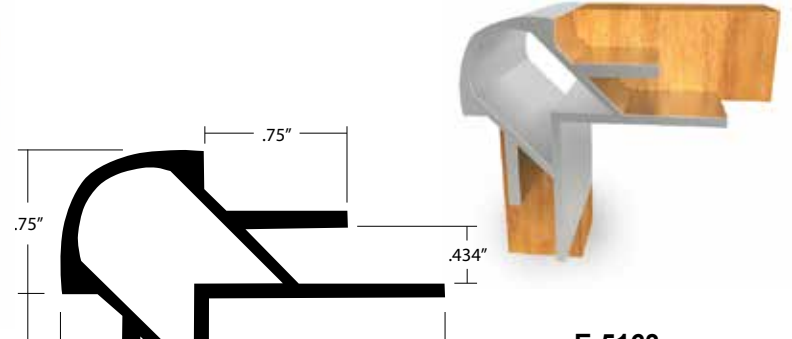
E-5272
EA
12' x 90 Degree Corner
For 3/4" Material

Dimensions: .25", .750", 1.50", .325", .765"



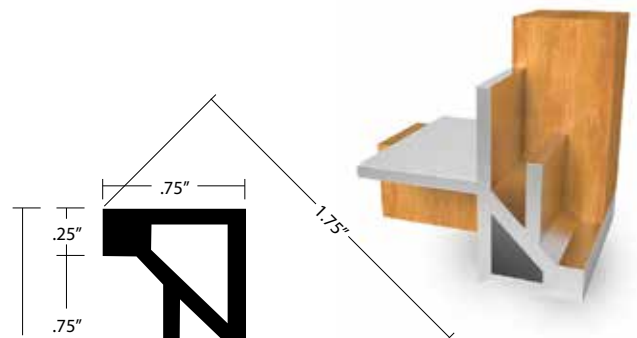
E-5265
EA
12' x 90 Degree Corner
For 3/4" Material

Dimensions: R.500", .50", 1.50", .75"



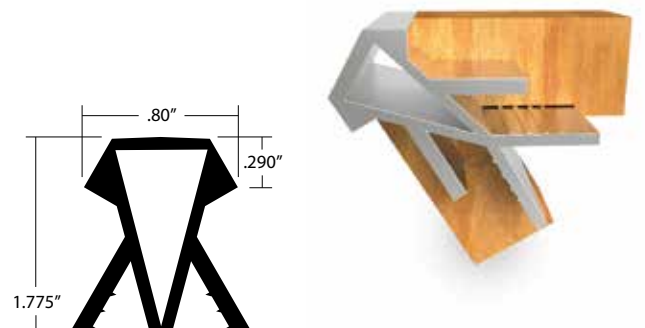
E-5163
EA
12' x 90 Degree Corner
For 3/4" Material

Dimensions: .75", .434", 1.25", 2.00"



E-5172
EA
12' x 90 Degree Base Corner
For 3/4" Material

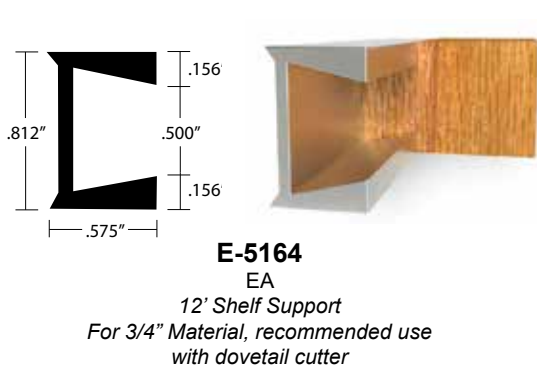
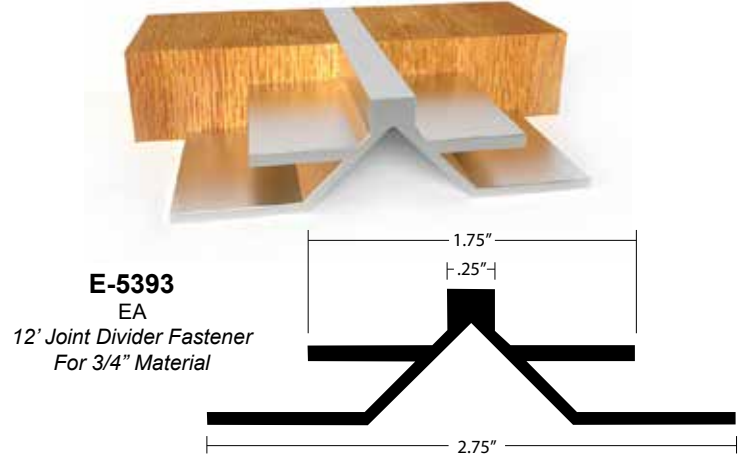

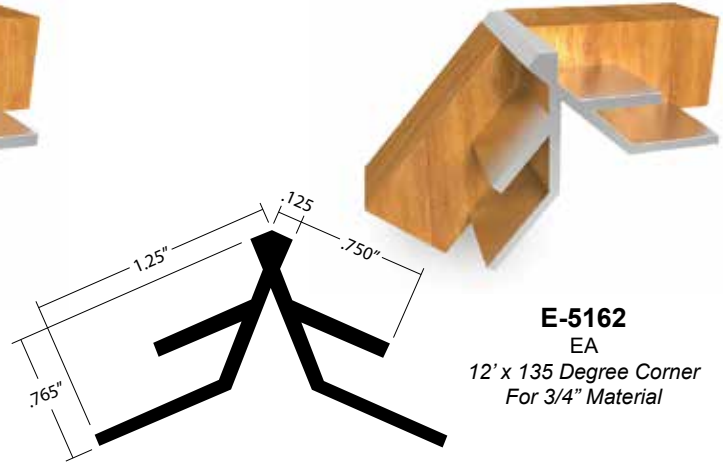
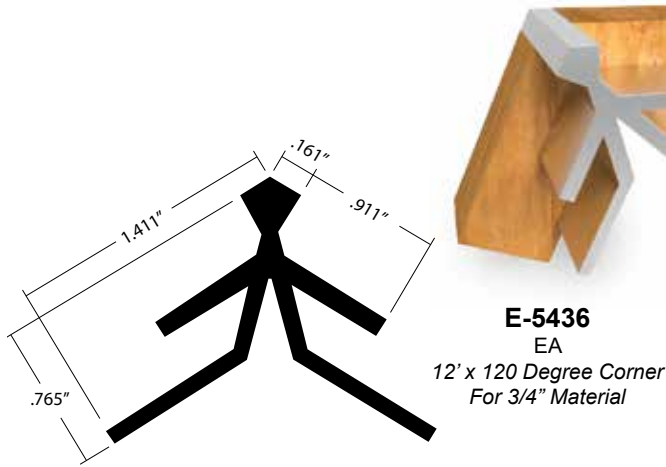
Dimensions: .25", .75", 1.50", .75", 1.75"



E-5339
EA
12' x 60 Degree
Triangle Corner
For 3/4" Material

Dimensions: .80", .290", 1.775"

STORE FIXTURE & DISPLAY



CW Systems Cutter Bit Fixture Cutter

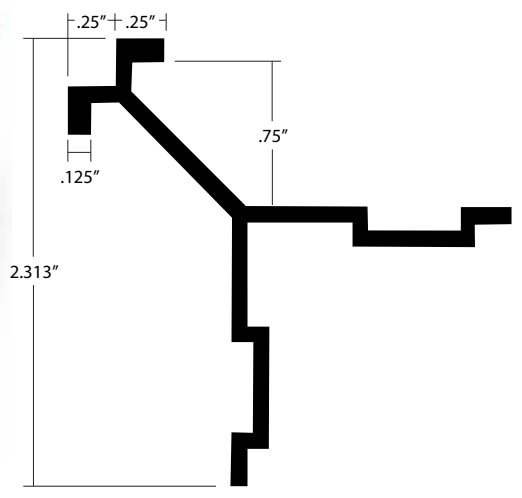
5 Piece Cutter Head Assembly
1 interchangeable cutter for 1/2" radius included.
1-1/4" arbor for shaper application.
Weight 5 lbs. per unit



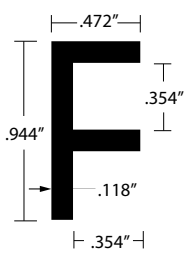
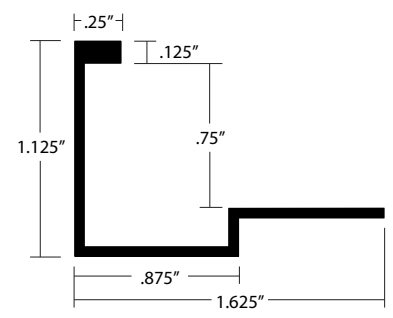
STORE FIXTURE & DISPLAY



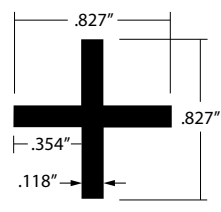
EAM-2208
MF, EA
90 Degree Out Corner



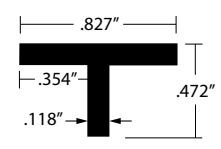
EAM-2207
MF, EA
*90 Degree Out Corner,
In Corner, Top Cap,
Bottom Cap*



EAM-3108
MF, EA



EAM-3109
MF, EA



EAM-3110
MF, EA



FACE NOSING & BAR NOSING

Face Nosings shown at actual size



A-272
BA, EA
Drilled



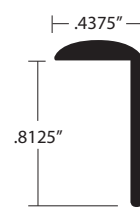
EAM-273
BA, EA
Drilled



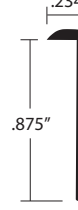
A-275
BA Drilled,
EA Drilled, Undrilled



A-274
EA
Drilled, Undrilled



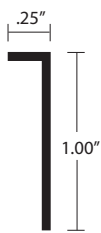
A-326
BA, EA
Drilled, Undrilled



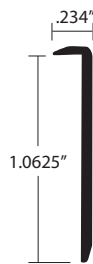
E-021
EA
Drilled, Undrilled



E-031
BD
Drilled, Undrilled



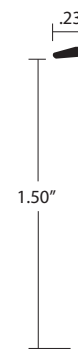
A-141
MF, EA



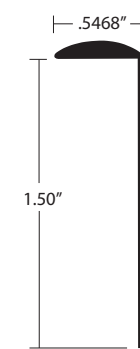
E-25
BA
Drilled



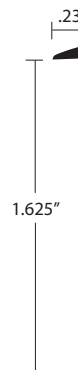
E-24
BA
Drilled



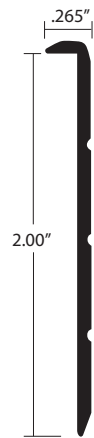
EAM-427
BA, EA



A-328
BA Special Order
EA Drilled, Undrilled

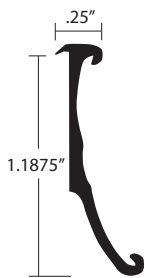


E-428
MF, BD, EA
Undrilled



A-219
BD
Undrilled

PRICE TAG MOULDINGS



A-175
EA
Undrilled,
1-1/4" Price Tag



E-3569
BA
Drilled,
1-1/4" Price Tag

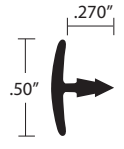


TEES - DECORATIVE

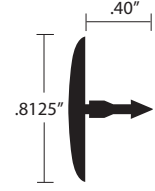
Tees shown at actual size

SMOOTH TEES - FRICTION FIT

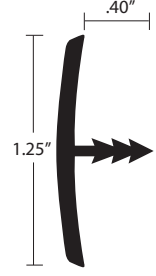
Other sizes available by Special Order



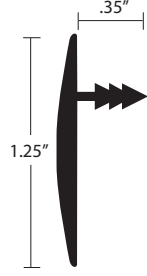
E-6030
BD, EA



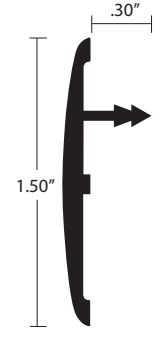
E-923
BD, EA



EAM-442
EA

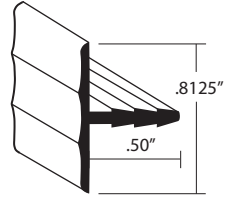


EAM-114
EA

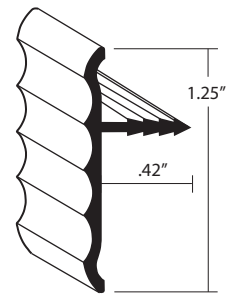


E-3898
BD, EA

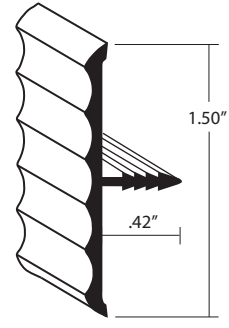
FLUTED TEES - FRICTION FIT



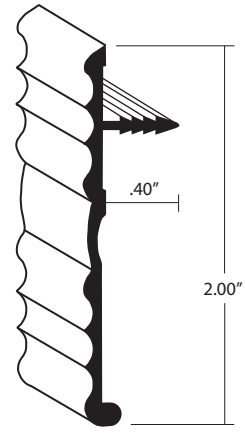
E-7364
EA
13/16" Face



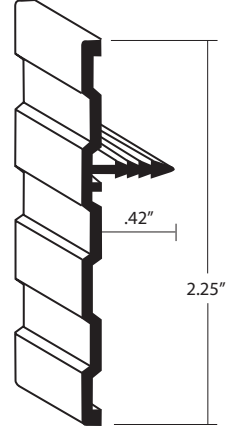
EAM-900
EA
1-1/4" Face



E-625
BD, EA
1-1/2" Face



E-88
BD
2" Face



BST-214
BD
2-1/4" Face

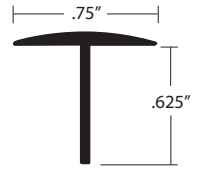
3 WING CUTTER ASSEMBLY

Cutter-bearing assembly with 3 wing, .080" x 1/4" shank

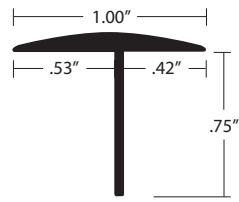


SL080-3A2

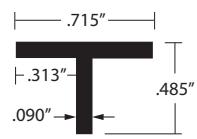
STRAIGHT LEG TEES



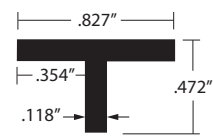
E-365
BD, EA



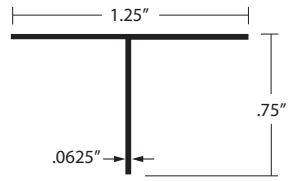
A-304
MF, EA



EAM-2229
MF



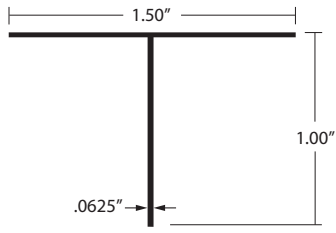
EAM-3110
MF, EA



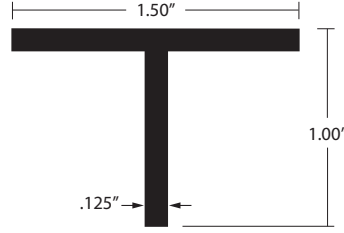
E-11177
MF, EA

TEES - INDUSTRIAL

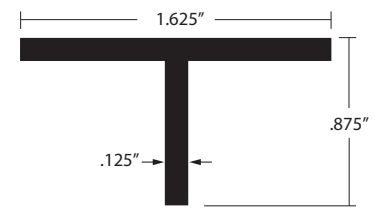
Tees shown at actual size



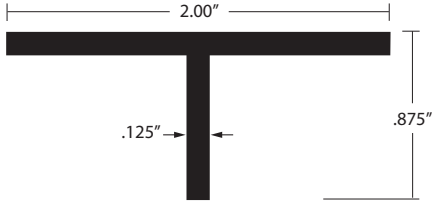
EAM-2631
MF



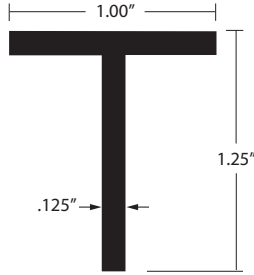
EAM-2409
MF, EA



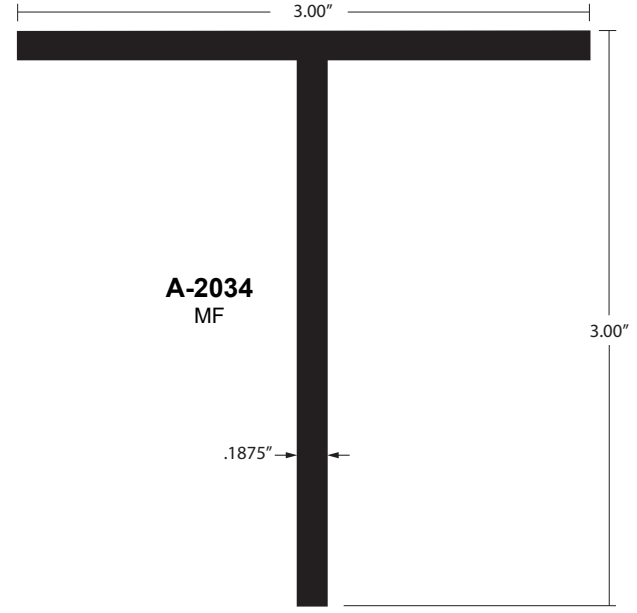
EAM-2495
MF



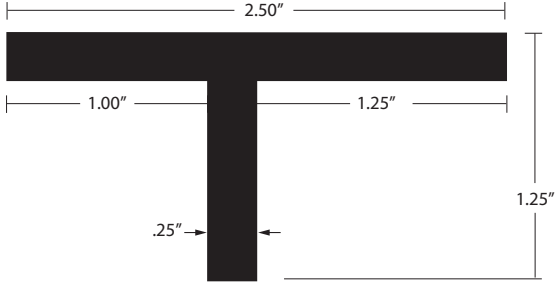
EAM-3150
MF, EA



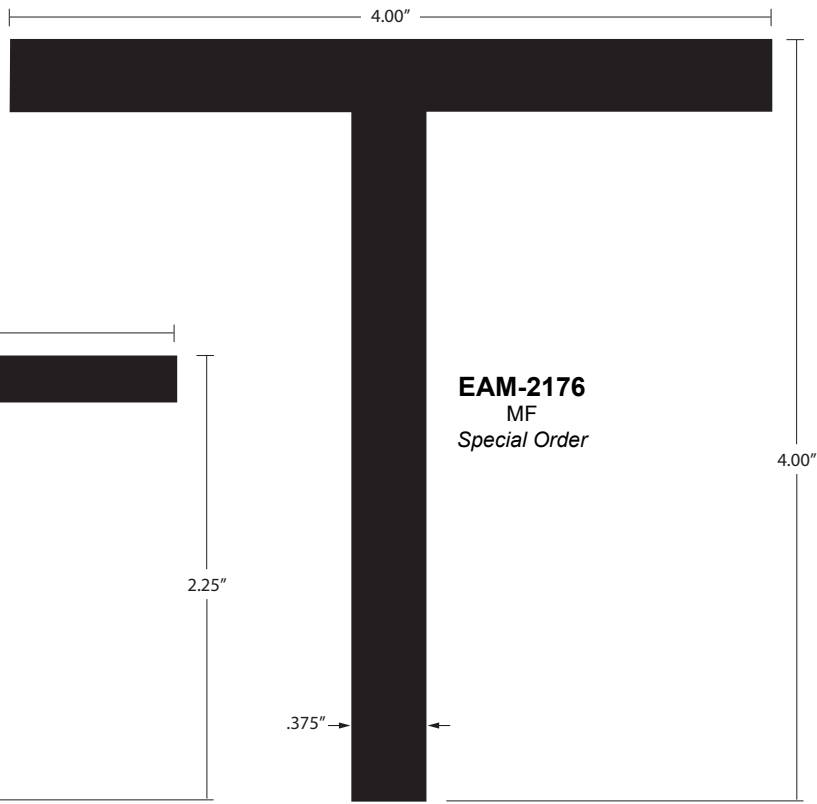
EAM-3527
MF



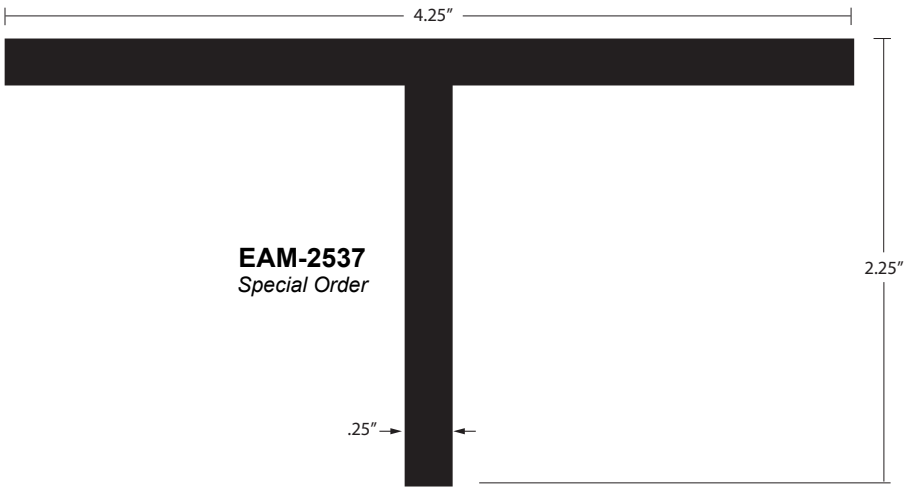
A-2034
MF



EAM-2199
MF
Special Order



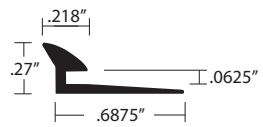
EAM-2176
MF
Special Order



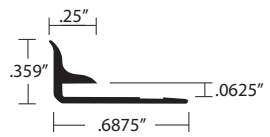
EAM-2537
Special Order

COVES, IN CORNERS

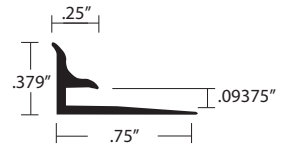
Corners shown at actual size



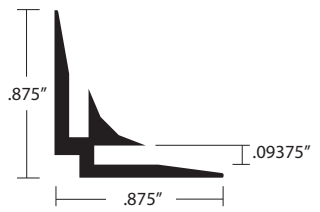
E-91
MFA
1/16" Material



E-98
MFA
1/16" Material



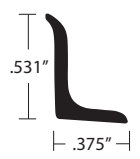
E-85
MFA
3/32" Material



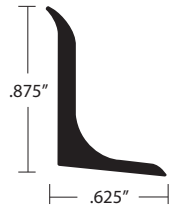
E-453
POL
3/32" Material,
Special Order



E-510
BD, EA
Drilled & Undrilled
(Drill hole is not centered)

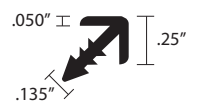


E-421
BD, EA
Undrilled

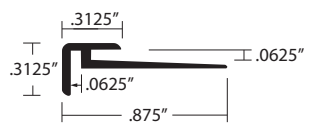


E-221
BD, EA
Drilled & Undrilled
(Drilled on long leg)

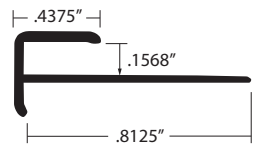
OUT CORNERS



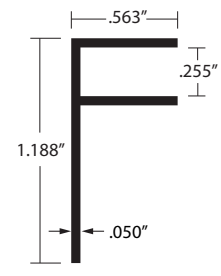
EAM-11771
EA



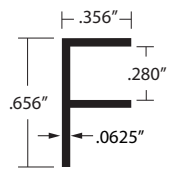
E-93
BA
1/16" Material



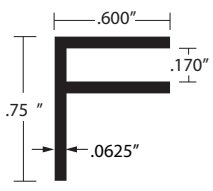
E-107
EA
5/32" Material,
Special Order



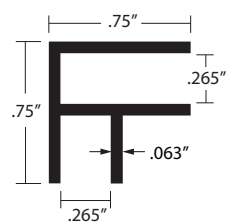
EAM-3377
MF



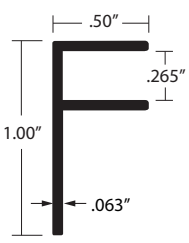
E-6457
Special Order



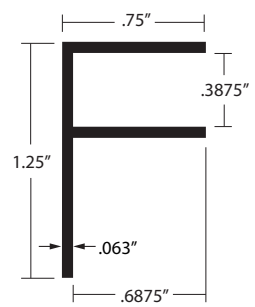
EAM-3625
MF



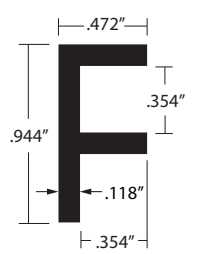
E-8642
BD, EA



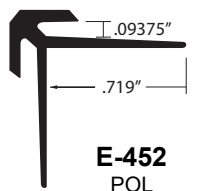
E-7342
EA



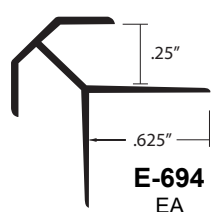
EAM-2860
MF, EA



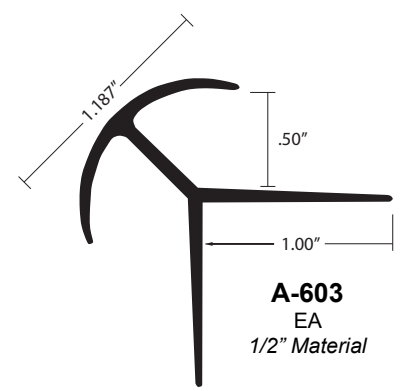
EAM-3108
MF



E-452
POL
3/32" Material,
Special Order



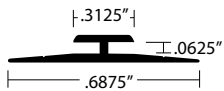
E-694
EA
1/4" Material,
Special Order



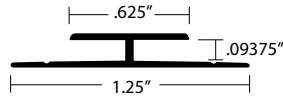
A-603
EA
1/2" Material

DIVIDERS

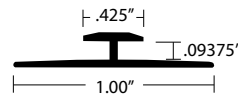
Dividers shown at actual size



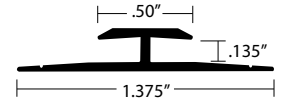
E-94
BA
1/16" Material



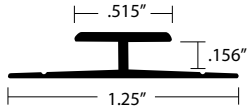
E-110
EA
3/32" Material



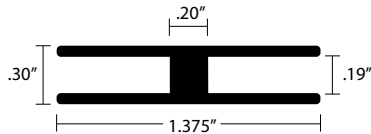
E-450
3/32" Material
Special Order



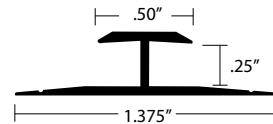
E-302
EA
1/8" Material



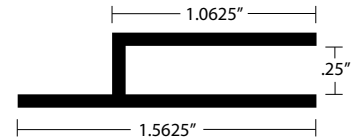
E-103
BA
5/32" Material



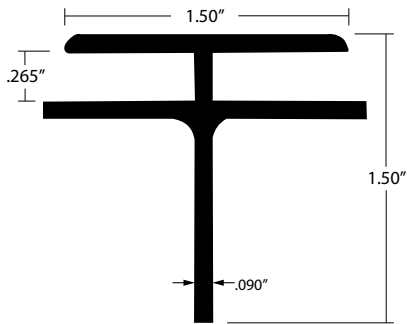
S-113
MF
3/16" Material



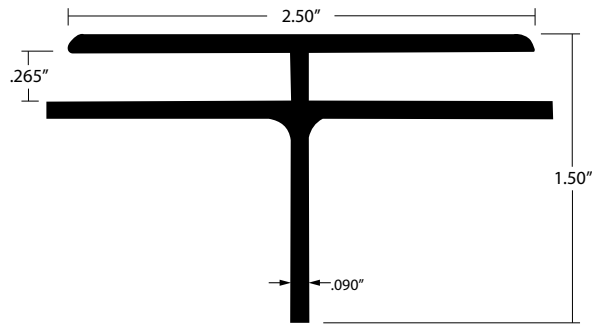
E-303
BA, EA, MF
1/4" Material



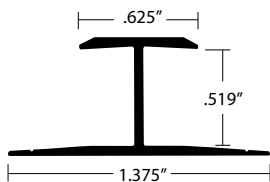
S-132
MF
Hanging Retainer,
1/4" Material



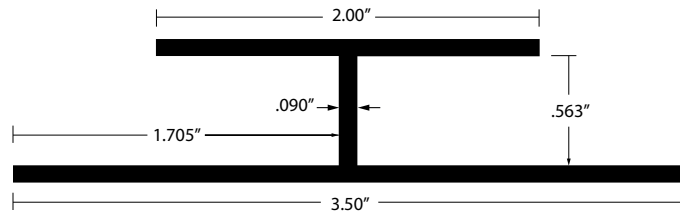
S-131
MF
1/4" Material



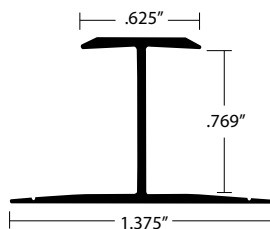
S-130
MF
Hanging Retainer,
1/4" Material



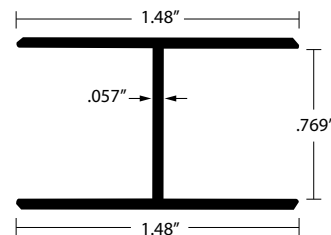
EAM-2558
MF, EA
1/2" Material



EAM-2721
MF
1/2" Material, Special Order



EAM-2559
MF, EA
3/4" Material



EAM-17110
EA, MF
3/4" Material



ALUMINUM STACKABLE SLATWALL

Aluminum Stackable Slatwall, designed to interlock or stack on one another for an easy wall storage solution. Available in Mill Finish. Other finishes such as anodized color or powder coating available.



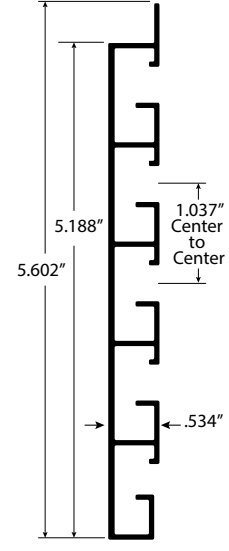
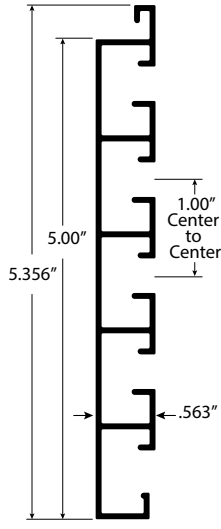
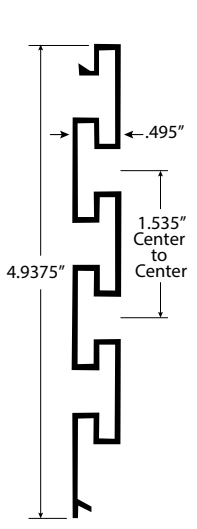
E-7584
150" Lengths
MF, EA



EAM-3652
144" Lengths
MF

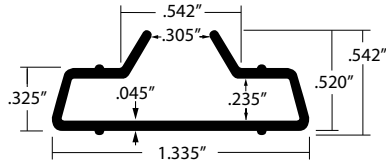


EAM-3653
144" Lengths
MF



ALUMINUM SLATWALL INSERTS

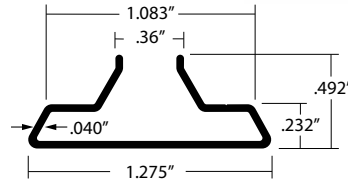
EAM-17351
MF
96" Lengths



Use with Cutter Bit
SW-17351



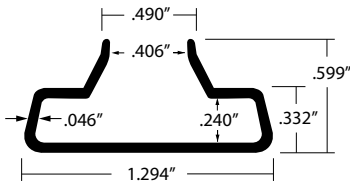
E-138
MF, BK
96" Lengths



Use with Cutter Bit
SW-138



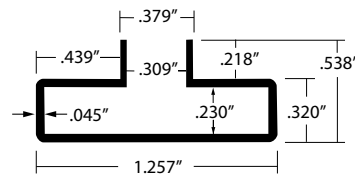
E-182
MF, BK
96" Lengths



Use with Cutter Bit
SW-182



E-5384
MF
96" Lengths



Use with Cutter Bit
SW-5384



SLATWALL CUTTER BITS



SW-17351
For EAM-17351
Slatwall Insert



SW-138
For E-138
Slatwall Insert



SW-182
For E-182
Slatwall Insert



SW-5384
For E-5384
Slatwall Insert



RETRO & NOSTALGIC '50S COUNTERTOP TRIM & TABLE ALUMINUM TRIMS

Eagle Mouldings is your number one source for hard-to-find classic, retro, and nostalgic 1950's countertop trims and table edging strips. If you are looking for nostalgic aluminum trims, we have what you need. Aluminum kitchen counter table edging strips inject vintage style into any renovation. Our retro diner trims and mouldings will take your project instantly back to the 50's. Adding trim to any laminate countertop or table protects the edge and introduces a classic flair. We also stock retro trim for your classic RV or trailer. Our polished table and counter edging is easy to maintain and keep clean. It's the perfect addition to any classic, retro, or nostalgic 50's project.

EXCEPTIONAL CUSTOMER SERVICE, SAME DAY SHIPPING

At Eagle Mouldings satisfied customers are our passion. We strive to provide fast, friendly, and helpful customer service. We supply only the highest quality nostalgic trim and edging. Each order is professionally packed and shipped to anywhere in North America. Call us today or shop our easy website to get started on your aluminum extrusion project.

EXTRUDED RETRO TRIM | CUSTOM & OEM

Our custom and OEM aluminum extrusion services allow us to meet any need our customers may have. We can cut to length or miter, punch, drill and countersink, form or bend any extrusion to specifications as well as offer many standard and custom anodized colors and finishes including satin, Brite dipped and brushed finishes. If we don't have the trim or molding that meets your requirements, our professionals will assist you in engineering and custom creating the part you need.

CREATE A CLASSIC RETRO LOOK FOR YOUR FURNITURE OR BUILDING PROJECT

- Restaurant Furniture
- Tables
- Chairs
- Booths
- Counter Tops
- Campers
- Food Trailers

STYLES

- Corrugated Face & Bar Nosings
- Coves
- Fluted Tees
- Fluted Face Angles
- Groove Face Nosing
- Insert Nosing
- Plain Face Nosing

FINISHES

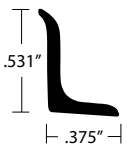
- BA – Buffed & Clear Anodized (dull shine)
- BD – Brite Dipped Anodized (bright shine)
- EA- Etched & Clear Anodized (satin – not shiny)
- POL – Polished (mirror-like finish)



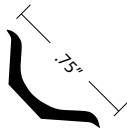
RETRO ALUMINUM NOSTALGIC 50'S TRIMS

Trims shown at actual size

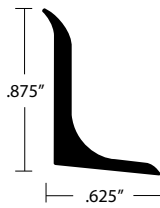
COVES



E-421
BD, EA
Undrilled

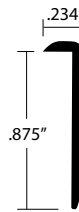


E-510
BD, EA
Drilled & Undrilled
(Drill hole is not centered)



E-221
BD - Drilled & Undrilled
EA - Drilled
(Drilled on long leg)

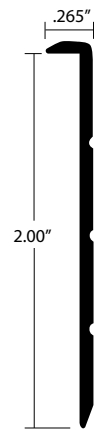
GROOVED FACE NOSING



E-021
EA
Drilled & Undrilled

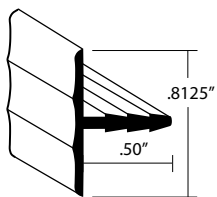


E-031
BD
Drilled & Undrilled

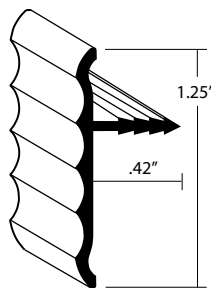


A-219
BD
Drilled & Undrilled

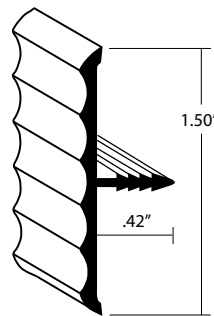
NOSTALGIC 50'S FACE TRIMS



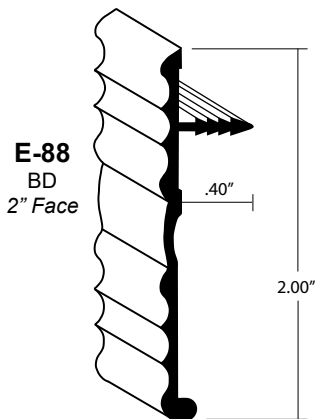
E-7364
EA
13/16" Face



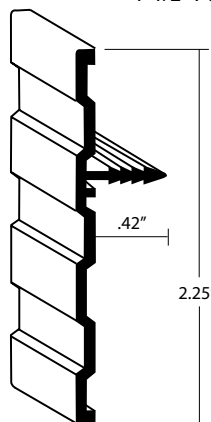
EAM-900
EA
1-1/4" Face



E-625
BD, EA
1-1/2" Face



E-88
BD
2" Face



BST-214
BD
2-1/2" Face

3 WING CUTTER ASSEMBLY

Cutter-bearing assembly with 3 wing,
.080" x 1/4" shank



SL080-3A2



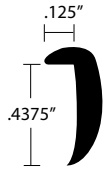
LIVE & RELIVE THE DEFINING MOMENTS OF OUR TIMES

- 1948** Brought TV'S Candid Camera & Hop-along Cassidy.
- 1949** Congress raised the minimum wage from 40 to 75 cents. The Presidential salary was raised to \$100,000 a year. Silly Putty, Scrabble board game & Pillsbury's prepared cake mixes were introduced. The Lone Ranger was on TV.
- 1950** Peanuts comic strip debuted, The Howdy Doody Show was on TV. New in 1950 was Grand Prix Racing, Betty Crocker's Picture Cook Book & Minute Rice.
- 1951** The African Queen was on Film. I Love Lucy won 60% of the TV audience its first season, Dennis the Menace was a hit. Power Steering was introduced on the Chrysler Crown Imperial.
- 1952** The 3D craze where moviegoers donned goofy Red & Green lensed goggles to experience the thrill. New for 1952, Sony's pocket-sized transistor, Mad magazine & sugar-free soft drink No-Cal.
- 1953** The first issue of Hugh Hefner's Playboy magazine came out in July. In Living Color - television broadcasts in color on NBC. The Corvette sports car hit the streets.
- 1954** The Tonight Show starring Steve Allen, televising of Miss America Pageant & Father Knows Best
- 1955** Both Kentucky Fried Chicken & McDonald's began, TV brought us The Lawrence Welk Show, The \$64,000 Question & Captain Kangaroo. Ann Landers wrote her first column. Chuck Berry's Maybellene his first hit. Play-Doh was introduced by Kenner Top.
- 1956** Elvis Presley became a TV sensation on The Ed Sullivan Show. As The World Turns, The Price is Right & The Honeymooners were TV hits.
- 1957** Ford Motor Co. rolls out the Edsel, New were The Frisbee from Pluto Plotter and Smith Corona's Portable Electric Typewriter. TV brought us Leave It to Beaver, Perry Mason & Dick Clark's American Bandstand.
- 1958** Stereophonic records were introduced. Sweet' N' Low came to market.
- 1959** Popular shows on television were Bonanza, The Many Loves Of Dobie Gillis, and Rawhide.
- 1960** Itsy Bitsy Teenie Weenie Yellow Polka Dot Bikini song was popular. The Andy Griffith Show began.

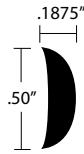
OVALS & HALF OVALS

Ovals shown at actual size

ALUMINUM OVALS



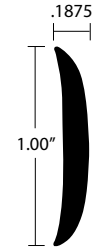
E-1937
BA
Drilled



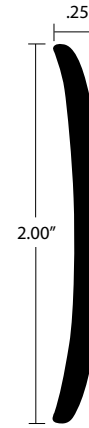
A-180
BD Drilled
EA Drilled
MF Drilled
POL Drilled & Undrilled



E-1010
BA
Drilled



E-1666
BA
Drilled

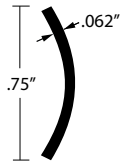


E-4490
MF, EA
Undrilled

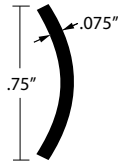
STAINLESS STEEL OVALS

CONCAVE BACK HALF OVALS

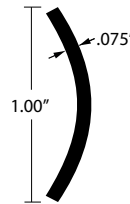
Highly polished stainless steel type 304



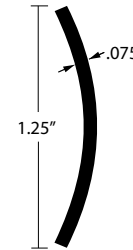
SS-340-L
Drilled,
Undrilled available
on request



SS-340
Drilled,
Undrilled available
on request



SS-100
Drilled,
Undrilled available
on request

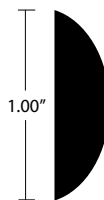


SS-114
Drilled,
Undrilled available
on request

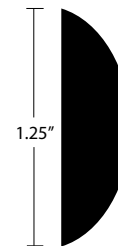
SOLID BACK HALF OVALS



SS-340-SB
Drilled,
Undrilled available
on request



SS-100-SB
Drilled,
Undrilled available
on request

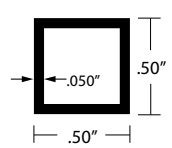


SS-114-SB
Special Order

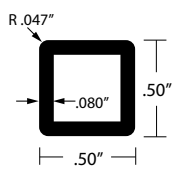


ALUMINUM SQUARE TUBING

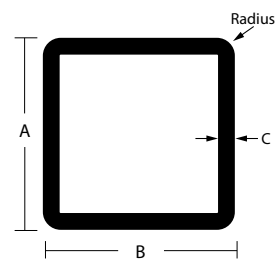
Tubing shown at actual size



E-1350
MF, BK, EA

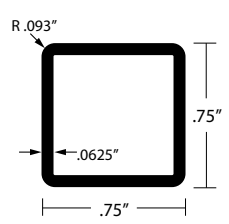


E-8097
MF

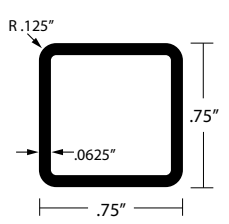


ALUMINUM SQUARE TUBING

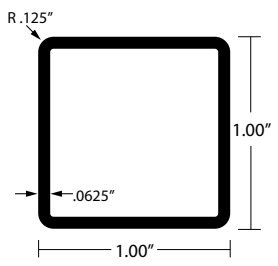
ITEM	A & B	C	OUTSIDE RADIUS
E-1350	.50	.050	0
E-8097	.50	.080	.047
E-8771	.75	.0625	.093
AR-1475	.75	.0625	.125
E-9215	1.00	.0625	.125
E-16908	1.00	.090	.125
AR-1474	1.00	.125	.125
E-13910	1.25	.0625	.125
AR-045	1.25	.090	.125
AR-1481	1.25	.125	.125
E-8969	1.50	.0625	.047
AR-1438	1.50	.125	.125
AR-1440	1.50	.250	.125
AR-535	1.563	.125	.125
AR-7034	1.75	.125	.125
EAM-2730	2.00	.065	.090
EAM-3044	2.00	.085	.090
AR-7024	2.00	.125	.125
AR-49	2.313	.125	.125
AR-7015	2.50	.188	.125
AR-052	2.625	.125	.125
AR-7033	3.00	.125	.125
AR-1414	3.00	.125	.125
AR-055	3.43	.188	.125
A-7044	4.00	.125	0
AR-7048	4.00	.250	.187



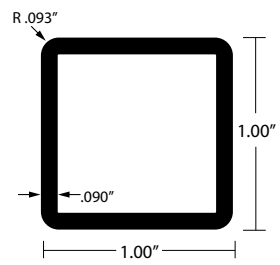
E-8771
MF



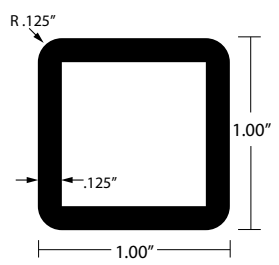
AR-1475
MF, BK, EA



E-9215
MF, BK, EA



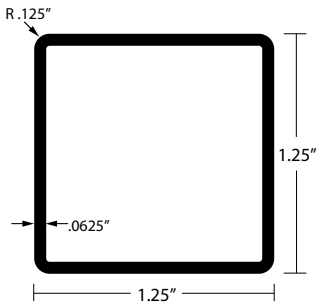
E-16908
MF



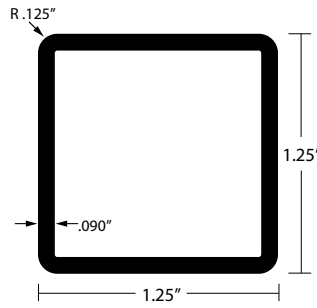
AR-1474
MF, BK, EA

Tubing shown at actual size

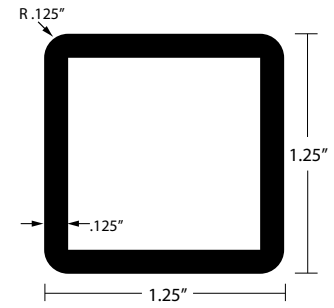
ALUMINUM SQUARE TUBING



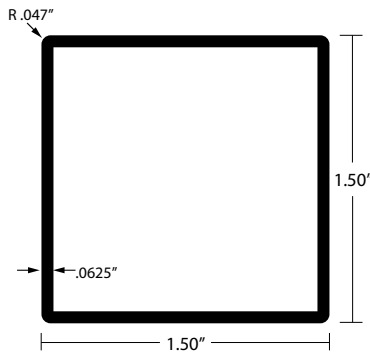
E-13910
MF



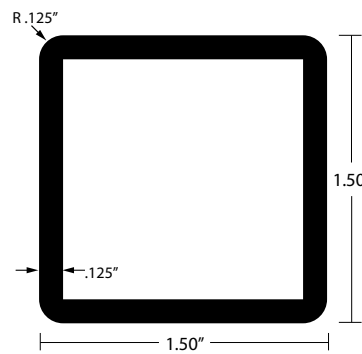
AR-045
MF



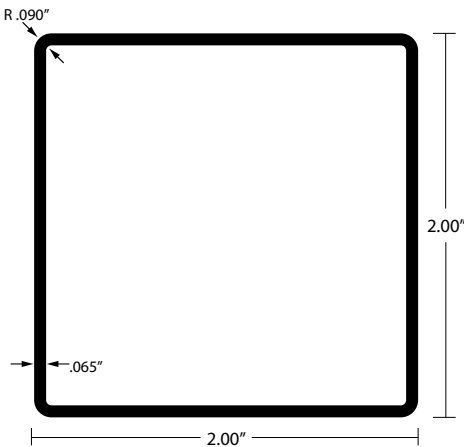
AR-1481
MF



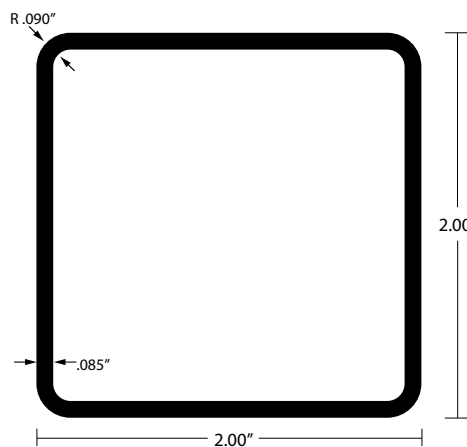
E-8969
MF



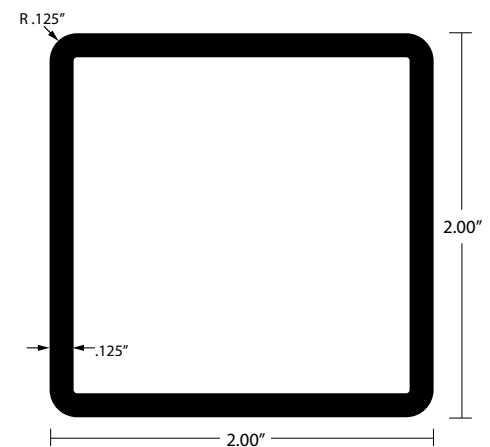
AR-1438
MF



EAM-2730
MF



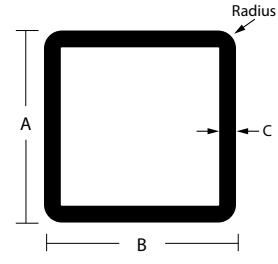
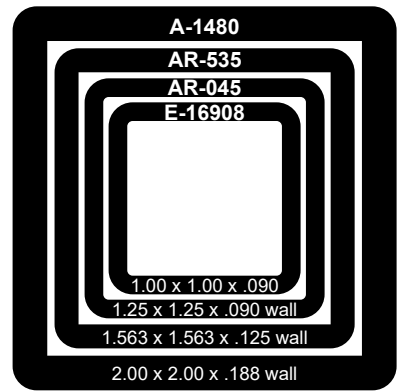
EAM-3044
MF



AR-7024
MF, BK, EA

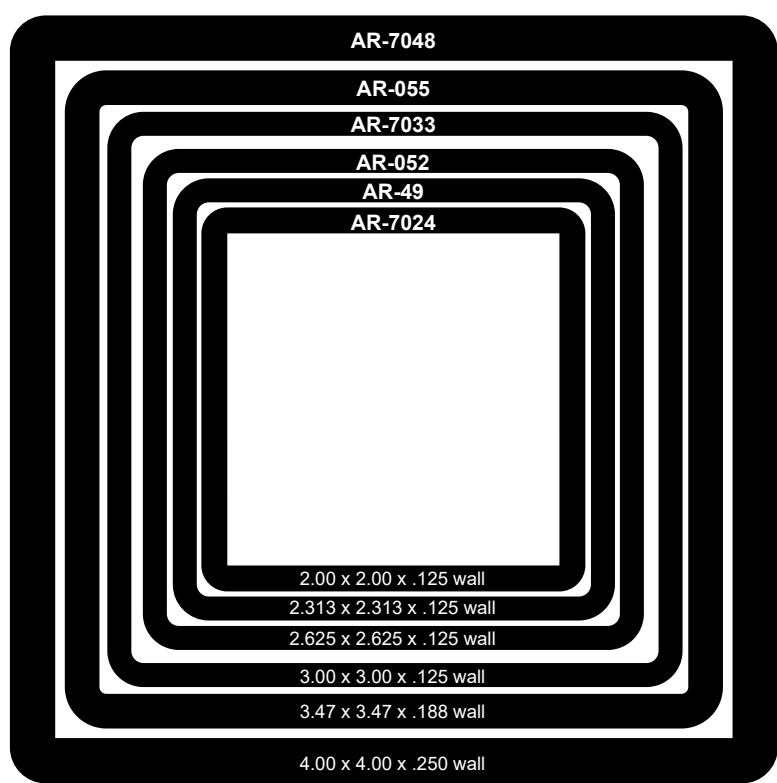
TELESCOPING ALUMINUM SQUARE TUBING

Tubing shown at actual size



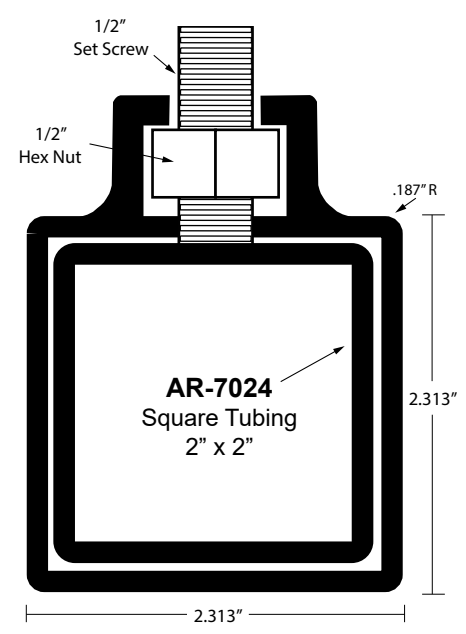
TELESCOPING SQUARE TUBING

ITEM	A & B	C	OUTSIDE RADIUS
E-8097	.50	.08	.047
E-16908	1.00	.09	.093
AR-045	1.25	.09	.125
AR-1440	1.50	.250	.125
AR-535	1.563	.125	.125
AR-7034	1.75	.125	.125
A-1480	2.00	.188	.060
AR-7024	2.00	.125	.125
AR-49	2.313	.125	.125
AR-7015	2.50	.188	.125
AR-052	2.625	.125	.125
AR-7033	3.00	.125	.125
AR-1414	3.00	.188	.125
AR-055	3.43	.188	.125
A-7044	4.00	.125	.060
AR-7048	4.00	.250	.187



SQUARE TUBE WITH NUT CHANNEL

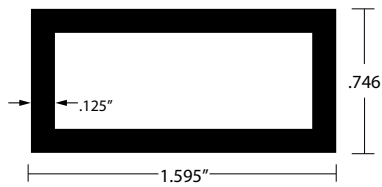
AR-953 nut channel and AR-7024 insert tubing is a very popular system for adjustable posts on docks.



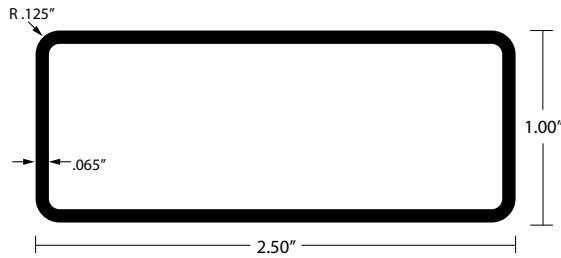
AR-953 Nut Channel

ALUMINUM RECTANGLE TUBING

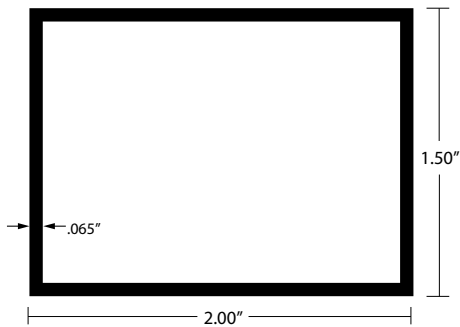
Tubing shown at actual size



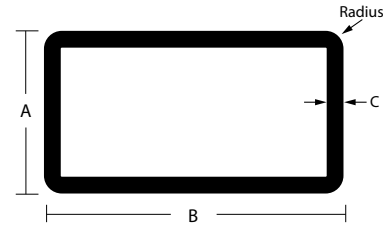
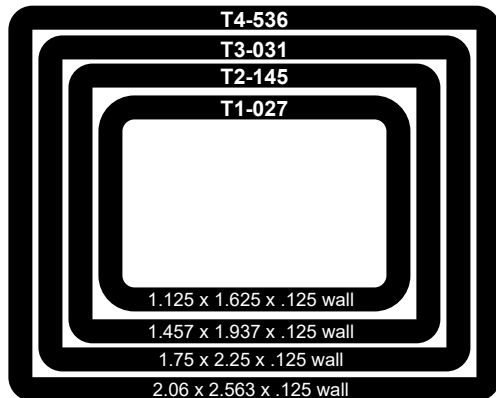
A-1348
MF



AR-026
MF



EAM-2691
MF



RECTANGLE TUBING

ITEM	A	B	C	OUTSIDE RADIUS
A-1348	.750	1.59	.125	0
AR-7035	1.00	1.50	.120	.060
E-9349	1.00	2.00	.083	.098
AR-1476	1.00	2.00	.090	.120
AR-7045	1.00	2.00	.125	.250
AR-026	1.00	2.50	.065	.125
AR-1915	1.00	3.00	.125	.250
EAM-2691	1.50	2.00	.062	0
AR-1408	1.50	2.00	.125	.125
AR-030	1.50	3.50	.125	.125
AR-7037	2.00	3.00	.125	.125
AR-7055	2.00	4.00	.125	.125
AR-7057	2.00	4.00	.188	.125
AR-088	2.00	4.00	.250	.125
A-7050	2.00	5.00	.125	0
A-7060	2.00	6.00	.125	0
A-7016	3.00	6.00	.125	0
A-7046	4.00	6.00	.250	0

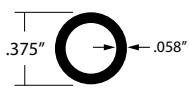
Additional tubing not shown can be manufactured to your specifications. Available finishing includes anodizing, powder coatings, and painting.

TELESCOPIC RECTANGLE TUBING

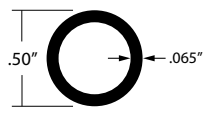
ITEM	A	B	C	OUTSIDE RADIUS
T1-027	1.125	1.625	.125	.187
T2-145	1.457	1.937	.125	.125
T3-031	1.75	2.25	.125	.125
T4-536	2.06	2.563	.125	.125

ALUMINUM ROUND TUBING

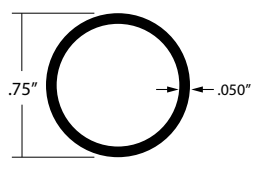
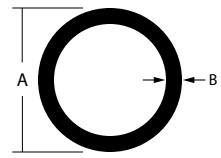
Tubing shown at actual size



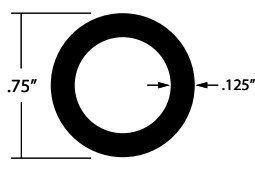
E-1811
MF



A-1460-65
MF



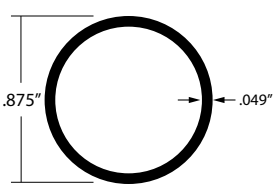
A-1465-5
MF



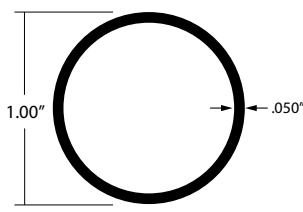
A-12458
MF

ROUND TUBING

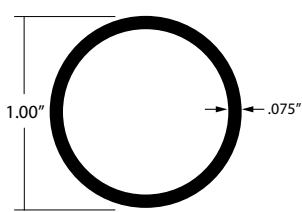
DIE #	A	B
E-1811	.375	.058
A-1459	.375	.065
A-1460-65	.500	.065
A-1465-5	.750	.050
A-1465-6	.750	.065
A-12458	.750	.125
A-1462-5	.875	.050
A-1463	1.00	.050
A-1264	1.00	.075
A-1265	1.00	.080
A-1484	1.00	1.25
A-1019	1.25	.125
SP-40-100	1.315	.133
A-1487	1.50	.125
SP-40-125	1.66	.140
EAM-2657	1.992	.130
SP-40-150	1.90	.145
E-8165	2.00	.065
A-1489	2.00	.125
SP-40-200	2.375	.154
A-1921	2.50	.188
A-1922	3.00	.125
SP-40-300	3.50	.216
SP-40-400	4.50	.237



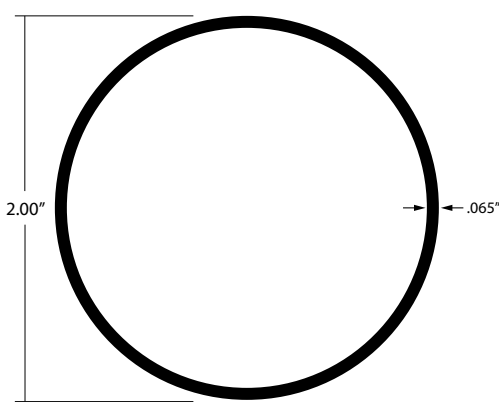
A-1462-5
MF



A-1463
MF, BK, EA

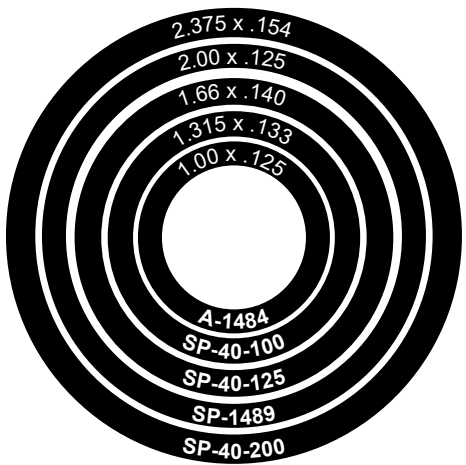


A-1264
MF



E-8165
EA

TELESCOPING ROUND TUBING



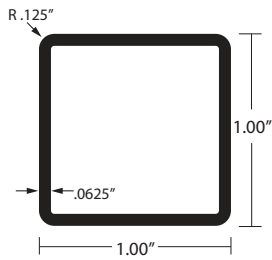
TELESCOPING ROUND TUBING

DIE #	A	B
A-1484	1.00	.125
SP-40-100	1.315	.133
SP-40-125	1.66	.140
A-1489	2.00	.125
SP-40-200	2.375	.154

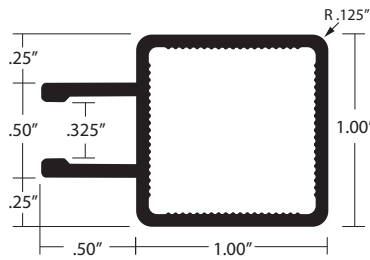


1" SQUARE ALUMINUM TUBE FRAMING

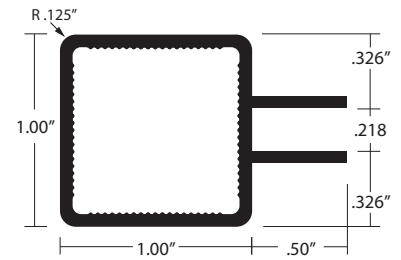
Tube shown at actual size



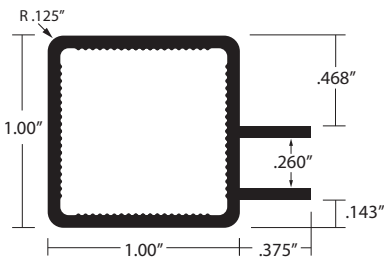
E-9215
MF, BK, EA



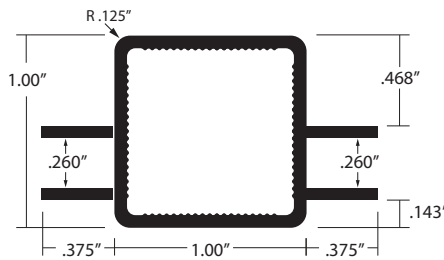
EAM-2265
EA



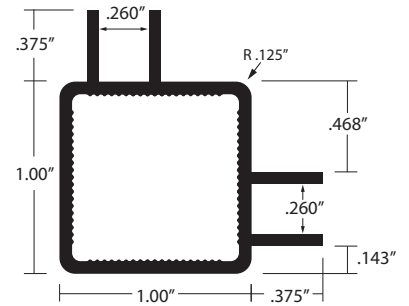
E-61970
EA



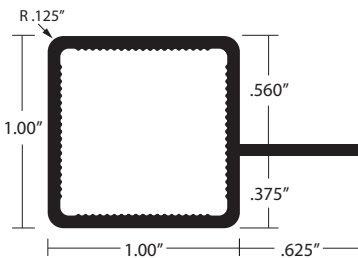
E-62198
EA



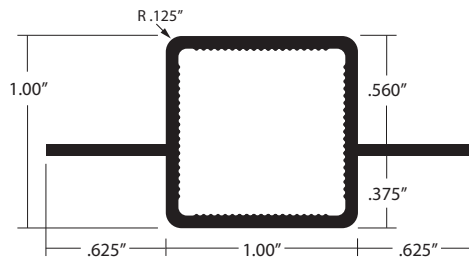
E-62200
EA



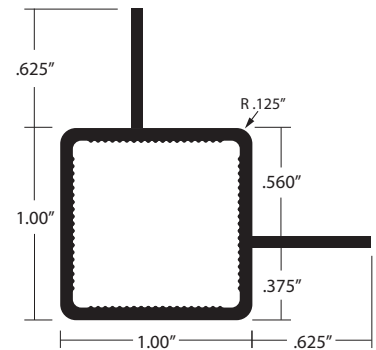
E-62199
EA



E-11141
EA



E-11310
EA



E-62046
EA

1" NYLON CONNECTORS - ALUMINUM TUBE FRAMING



5211
2-Way 90



5331
3-Way 90



5321
3-Way Tee



5451
4-Way 90



5441
4-Way Cross



5681
6-Way



5581
5-Way 90



5331-CP
3-Way Caster Plug



5323
Tee Flange



5323-SP
Right Angle
Base



52AJST
Adjustable
2-Way



52AJS33
Adjustable
3-Way



52AJS32
Adjustable
2-Way Tee
Style



52AJS34
Adjustable
3-Way



52AJS31
Adjustable 2-Way
In-Line Straight
Base



52AJS22
Adjustable 2-Way Locking in
15 Degree Increments



5101
End Cap



5101-CP
Caster Plug



5112-MC
Mounting Tee
Cap

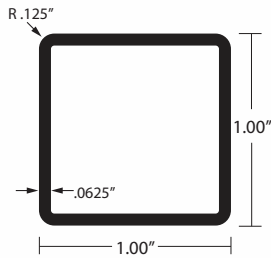


4PSP10
Stack Plug



5323-SP
2-Way Straight

1" NYLON CONNECTORS - HEXAGON ALUMINUM TUBE FRAMING USE WITH 1" ALUMINUM SQUARE TUBING



E-9215
MF, BK, EA



545106
Hex Side Top



566106
Hexagon Center



532306
Hex Tee Cross



56MDLE
Hex Middle



532106
Hex Side Bottom

Half Hexagon



HALF HEXAGON ALUMINUM FRAMING CONNECTORS



56STHL
1/2 Left Hex Side Top



56SBHL
1/2 Left Hex Side Bottom

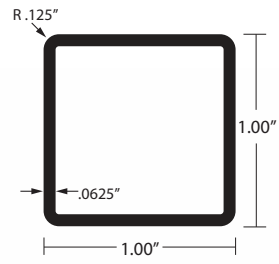


56STHR
1/2 Right Hex Side Top



56SBHR
1/2 Right Hex Side Bottom

1" NYLON CONNECTORS - OCTAGON ALUMINUM TUBE FRAMING USE WITH 1" ALUMINUM SQUARE TUBING




E-9215
MF, BK, EA



Full Octagon



545108
Octagon Side Top



588108
Octagon Center



532308
Octagon Tee Cross



58MDLE
Octagon Middle



532108
Octagon Side Bottom



58BTM
Octagon Bottom

HALF OCTAGON ALUMINUM FRAMING CONNECTORS



58STHL
Octagon Side Top Left



58BHL
Octagon Side Bottom Left



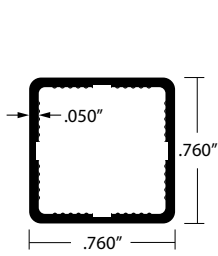
58STHR
Octagon Side Top Right



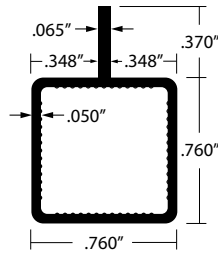
58BHR
Octagon Side Bottom Right

3/4" SQUARE ALUMINUM TUBE FRAMING

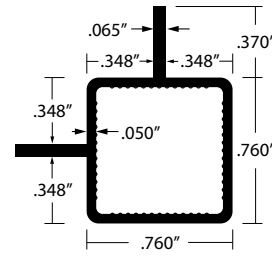
Available by Special Order



E-160726
Special Order



E-111257
Special Order



E-162906
Special Order

3/4" NYLON CONNECTORS - ALUMINUM TUBE FRAMING

USE WITH 3/4" ALUMINUM SQUARE TUBING

Available by Special Order



521075
2-Way 90 Degree



533075
3-Way 90 Degree



532075
3-Way Tee



544075
4-Way Cross



558075
5-Way 90 Degree



568075
6-Way 90 Degree



520075
2-Way Straight



532375
Tee Flange

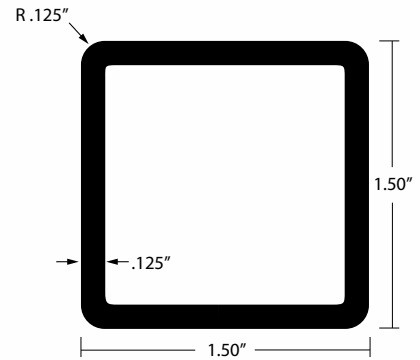


5117MC
Mounting Tee Cap



510075
End Cap

1-1/2" SQUARE ALUMINUM TUBE FRAMING



AR-1438
MF, EA

1-1/2" NYLON CONNECTORS - ALUMINUM TUBE FRAMING USE WITH 1-1/2" ALUMINUM SQUARE TUBING

Available in Black Fiberglass Reinforced



521150
BK
2-Way 90 Degree



532150
BK
3-Way 90 Degree



533150
BK
3-Way Tee



544150
BK
4-Way Cross



558150
BK
5-Way 90 Degree



568150
BK
6-Way 90 Degree



545150
BK
4-Way 90 Degree



520120
BK
2-Way Straight



5MC150
BK
Mounting Tee Cap



510150
BK
End Cap



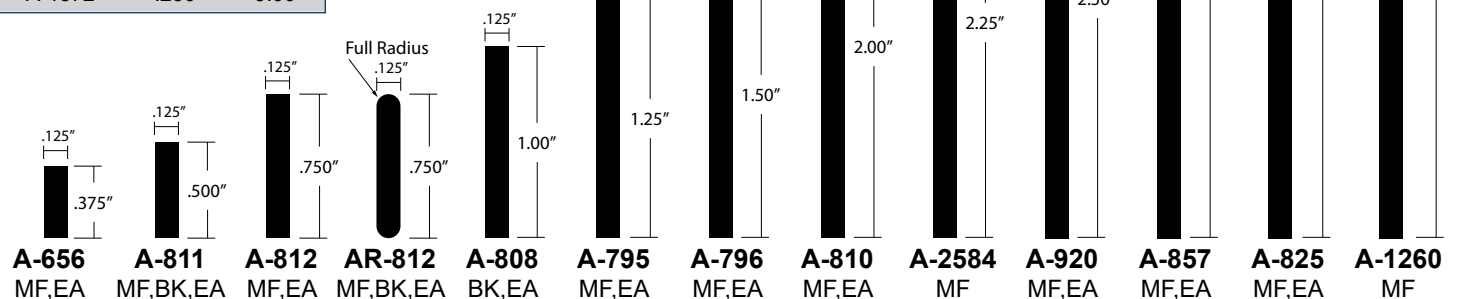
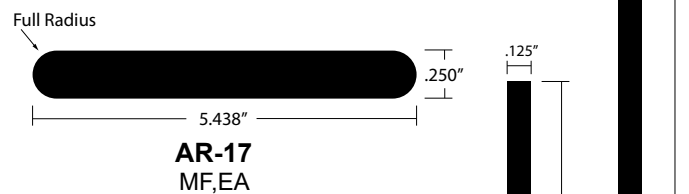
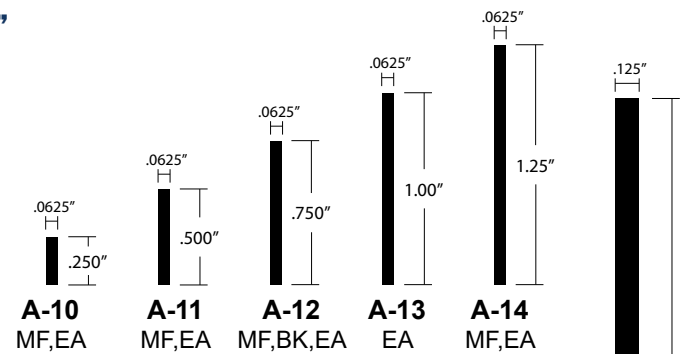
ALUMINUM FLAT BAR, BAR STOCK

Flat Bar shown at actual size

FLAT BAR - .1875" & .250" FLAT BAR - .375" TO 1.00"

ITEM	A	B
A-895	.1875	1.00
A-888	.1875	1.50
A-868	.1875	2.00
A-882	.1875	2.50
A-821	.1875	3.00
A-894	.1875	3.50
A-3164	.1875	4.00
A-188	.1875	9.00
FB-1414	.250	.250
A-891	.250	.500
A-892	.250	.625
FB-1434	.250	.750
A-896	.250	1.00
A-1311	.250	1.25
A-889	.250	1.50
A-17	.250	2.00
A-1371	.250	2.25
A-1369	.250	2.50
A-890	.250	3.00
A-856	.250	4.00
A-916	.250	5.00
A-887	.250	6.00
A-148	.250	8.00
A-1372	.250	9.00

ITEM	A	B
A-785	.375	1.00
A-919	.375	1.25
A-791	.375	1.50
A-1239	.375	2.00
A-910	.375	6.00
A-1450	.375	8.00
A-1232	.500	.500
A-893	.500	1.00
A-864	.500	1.50
A-806	.500	2.00
A-809	.500	3.00
A-1278	.500	4.00
A-1257	.500	6.00
A-564	.500	8.00
E-2376	.625	.750
A-1240	.750	.750
A-1443	1.00	1.00



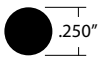


Rod shown at actual size


ALUMINUM ROUND ROD, SOLID ROUND STOCK



A-1330
MF



A-1333
MF




A-1335
MF



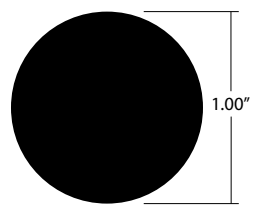
A-1337
MF

ROUND ROD

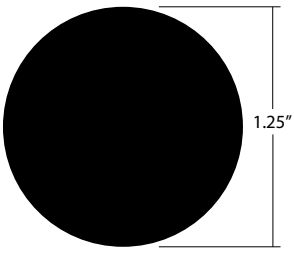
ITEM	A
A-1330	.1875
A-1333	.250
A-1335	.375
A-1337	.500
A-1341	.750
A-1345	1.00
A-1349	1.25
A-1353	1.50




A-1341
MF



A-1345
MF



A-1349
MF

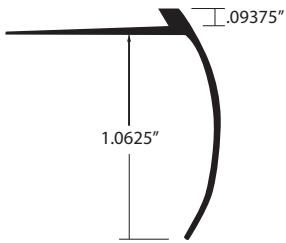


A-1353
MF

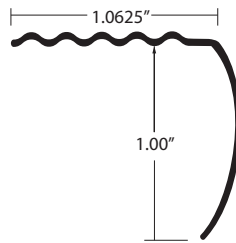


STAIR NOSINGS

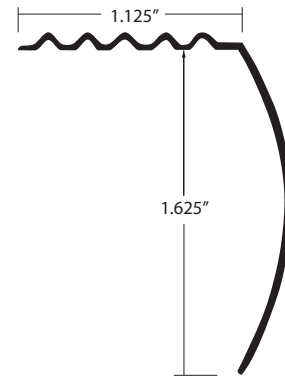
Extrusions shown at actual size



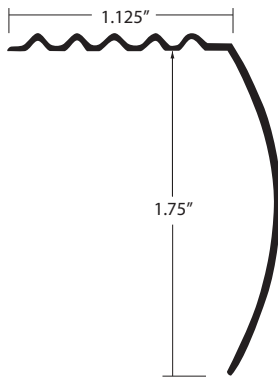
C-484
H - Hammered Textured Silver
Special Order



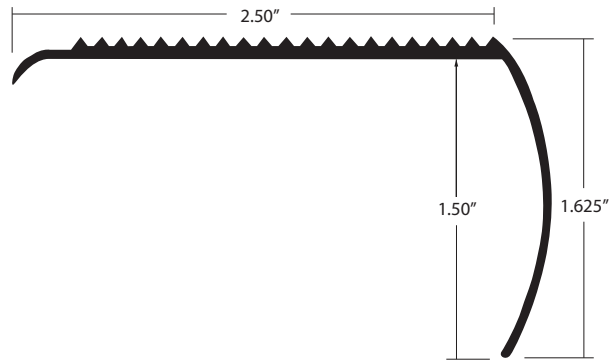
C-404
H - Hammered Textured Silver
HG - Hammered Textured Gold



E-2932
BD - Brite Dip Clear
Special Order



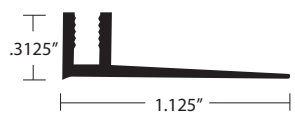
C-434
HG - Hammered Textured Gold



C-451
BG - Brite Gold
BS - Brite Silver

Extrusions shown at actual size

ALUMINUM CARPET EDGE



C-364 METAL
Special Order

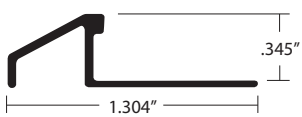


C-164 MF
Special Order

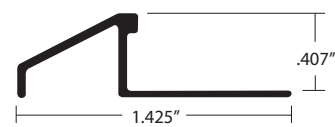


C-144
HG - Hammered Gold
H - Hammered Silver
Special Order

ALUMINUM TILE EDGE

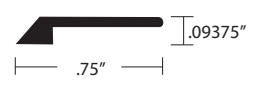


CM-2170
Brite Dip Gold
Special Order

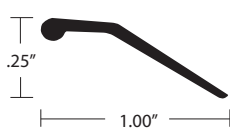


CM-2171
Brite Dip Gold
Special Order

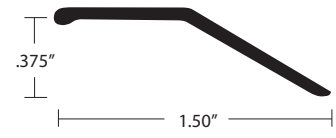
ALUMINUM BINDER BAR



C-402
EA, H

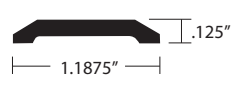


C-294
H - Hammered Textured Silver




C-204
H - Hammered Textured Silver
HG - Hammered Textured Gold

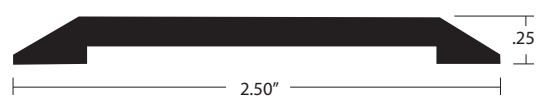
ALUMINUM THRESHOLDS



C-214
H - Hammered Textured Silver
HG - Hammered Textured Gold



E-555
EA
Drilled, Countersunk

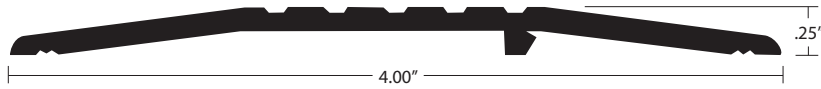


C-231
H - Hammered Textured Silver
HG - Hammered Textured Gold

ALUMINUM SPECIALTY THRESHOLDS

Extrusions shown at actual size

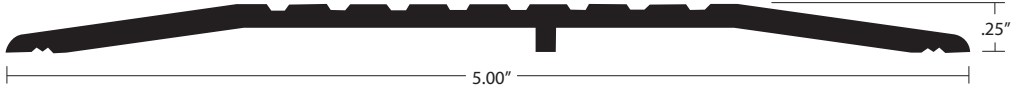
S-404
MF, BZ, DK



S-424
MF, BZ, DK



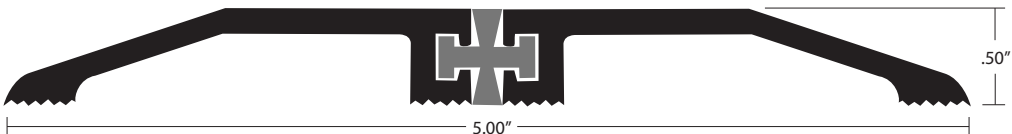
S-405
MF, BZ, DK



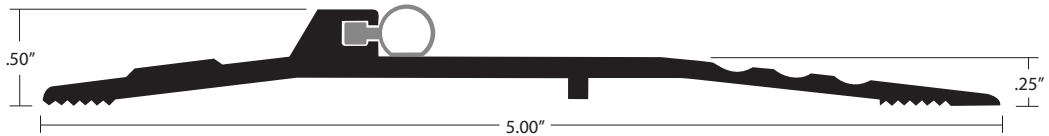
S-425
MF, BZ, DK



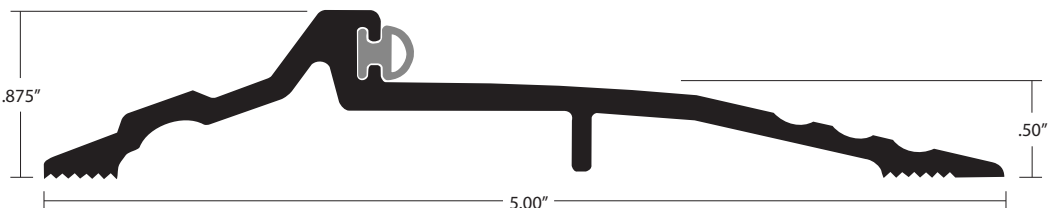
S-282
MF, BZ, DK



S-483
MF, BZ, DK



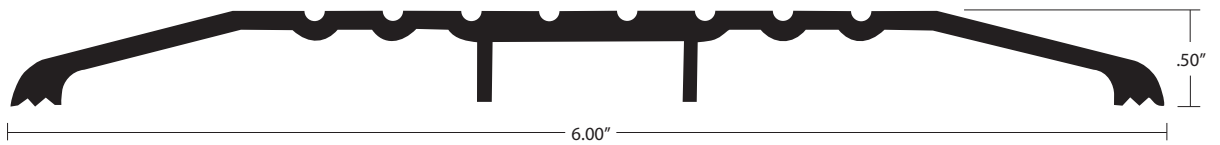
S-487
MF, BZ, DK



S-406
MF, BZ, DK



S-426
MF, BZ, DK



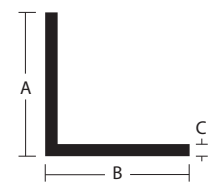


CORNER GUARDS

ALUMINUM CORNER GUARDS

Available in lengths of 4', 6', 8', 12', or custom lengths.
Additional sizes available upon request.
Radius Corners and Flanged Edges available upon request.

ITEM	A	B	FINISHES
A-103	.500	.0625	MF, BK, EA
A-803	.750	.0625	MF, BD, BK, EA
A-903	1.00	.0625	MF, BK, EA
A-1425	1.50	.0625	MF, BK, EA
A-1163	1.50	.125	MF, BK, EA
A-1202	2.00	.125	MF, EA
A-1446	3.00	.125	MF, EA



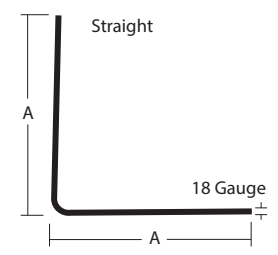
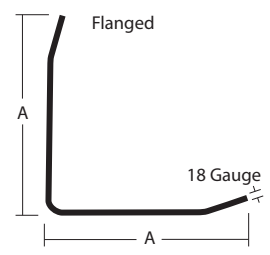
ALUMINUM FINISHES:

- BA Buffed & Anodized Clear
- BK Anodized Black
- EA Etched & Anodized Satin Clear
- MF Mill Finish, as extruded

STAINLESS STEEL CORNER GUARDS

Easy to maintain, undrilled, 90 degree, stainless steel corner guards.
Flanged guards will have (-F) code after the item number. Other lengths available upon request.

ITEM	A	LENGTH	GAUGE	RADIUS
SS-4038-18	.75	48"	18	.125
SS-4100-18	1.00	48"	18	.125
SS-4114-18	1.25	48"	18	.125
SS-4112-18	1.50	48"	18	.125
SS-4118-18-F	1.50	48"	18	.125
SS-4200-18	2.00	48"	18	.125
SS-4200-18-F	2.00	48"	18	.125
SS-8200-18	2.00	96"	18	.125
SS-8200-18-F	2.00	96"	18	.125
SS-4212-18	2.50	48"	18	.125
SS-4212-18-F	2.50	48"	18	.125
SS-8212-18	2.50	96"	18	.125
SS-8212-18-F	2.50	96"	18	.125

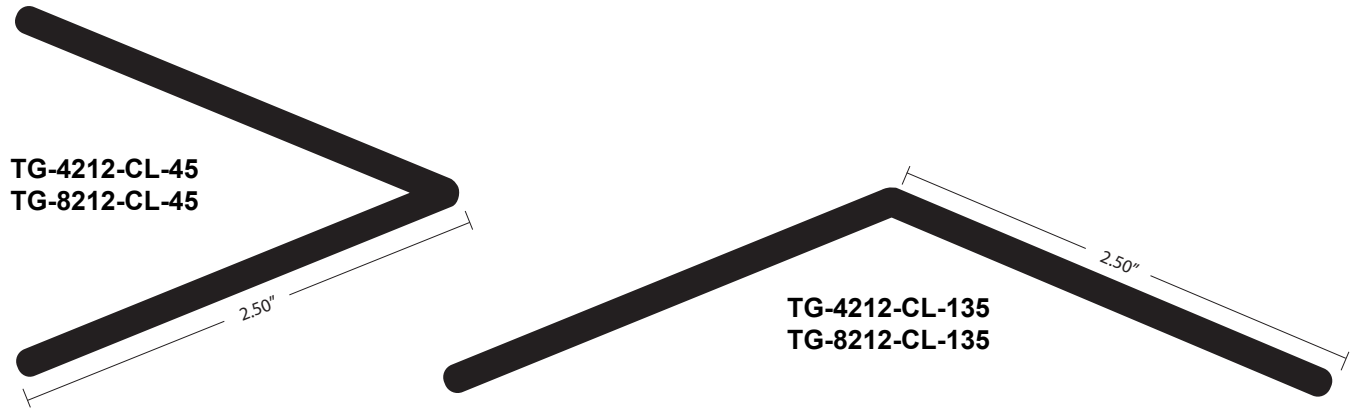


STAINLESS STEEL FINISHES:

- POL Polished Stainless Steel
- BSS Brushed Stainless Steel

LEXAN CORNER GUARDS

Corners, wall ends, and partitions are especially subject to impact abuse. Eagle Mouldings Lexan corner and wall guards are made from the high impact polycarbonate material used in car bumpers. Clear Lexan corner guards are guaranteed to last for years without cracking, chipping, warping, or yellowing. Install with screws or brads.

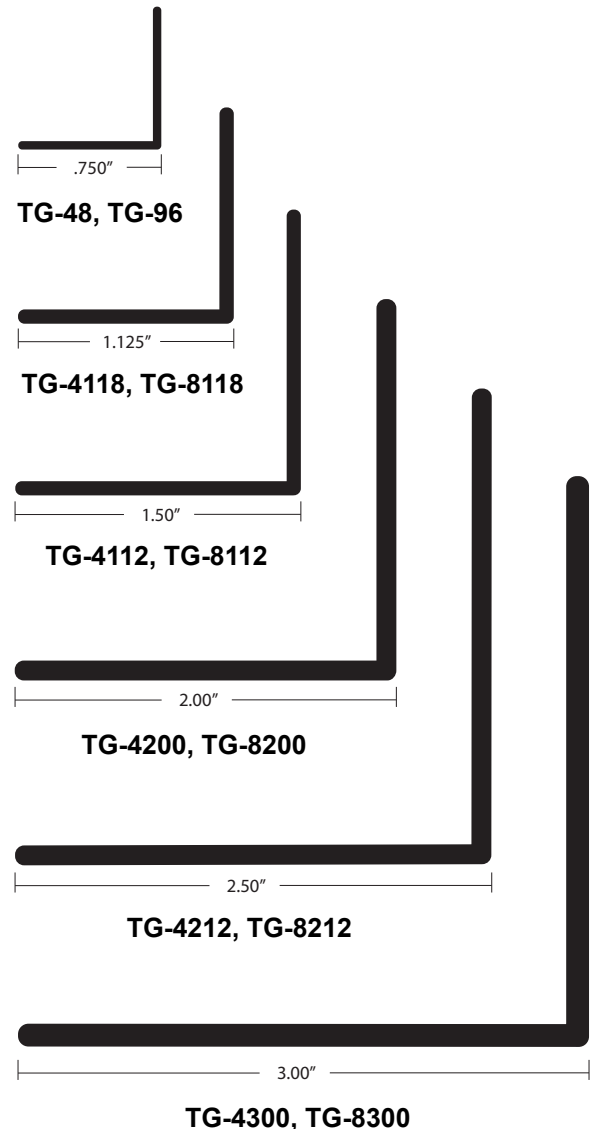


LEXAN CORNER GUARDS

Clear Lexan corners made from high impact polycarbonate.


ITEM	LEG SIZE	LENGTH	DESCRIPTION
TG-48	.750"	48"	Clear Lexan w/ nails
TG-96	.750"	96"	Clear Lexan w/ nails
SS-48	.750"	48"	Self Stick Clear Lexan
SS-96	.750"	96"	Self Stick Clear Lexan
TG-4118-CL	1.125"	48"	Clear Lexan Drilled w/ screws
TG-8118-CL	1.125"	96"	Clear Lexan Drilled w/ screws
TG-10118-CL	1.125"	120"	Clear Lexan Drilled w/ screws
TG-4112-CL	1.50"	48"	Clear Lexan Drilled w/ screws
TG-8112-CL	1.50"	96"	Clear Lexan Drilled w/ screws
TG-4200-CL	2.00"	48"	Clear Lexan Drilled w/ screws
TG-8200-CL	2.00"	96"	Clear Lexan Drilled w/ screws
TG-4212-CL	2.50"	48"	Clear Lexan Drilled w/ screws
TG-4212-CL-45	2.50"	48"	Clear Lexan Drilled w/ screws
TG-4212-CL-135	2.50"	48"	Clear Lexan Drilled w/ screws
TG-8212-CL	2.50"	96"	Clear Lexan Drilled w/ screws
TG-8212-CL-45	2.50"	96"	Clear Lexan Drilled w/ screws
TG-8212-CL-135	2.50"	96"	Clear Lexan Drilled w/ screws
TG-4300-CL	3.00"	48"	Clear Lexan Drilled w/ screws
TG-8300-CL	3.00"	96"	Clear Lexan Drilled w/ screws

Custom lengths, drilling, or tap are available by Special Order with no minimums.

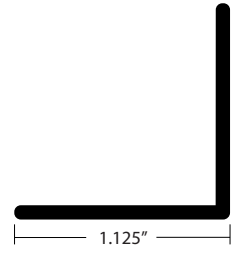


LEXAN CORNER GUARD COLORS

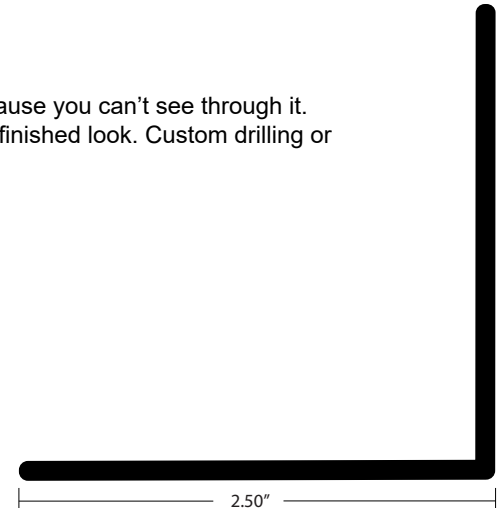
- Color Lexan corners made from high-impact polycarbonate.
- There is no need to patch any imperfections that your corner may have, because you can't see through it.
- Corners can be glued and eliminate the need for screws resulting in a clean finished look. Custom drilling or tape available by special order.



**TG-48, TG-96
SS-48, SS-96**



TG-4118, TG-8118



TG-4212, TG-8212



White
WT



Ivory
IV



Beige
BE



Grey
GR



Dark Brown
BR



Black
BK

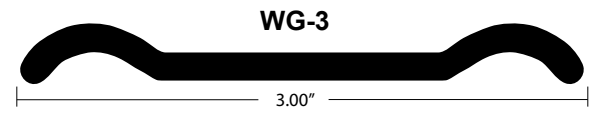
ITEM + COLOR CODE	LEG SIZE	LENGTH	DESCRIPTION
TG-48-UN-B2 (color code)	.750	48"	Untaped colored Lexan corner
TG-96-UN- (color code)	.750	96"	Untaped colored Lexan corner
SS-48- (color code)	.750	48"	Self Stick Color Lexan
SS-96- (color code)	.750	96"	Self Stick Color Lexan
TG-4118- (color code)	1.125"	48"	Color Lexan corner
TG-8118- (color code)	1.125"	96"	Color Lexan corner
TG-4112- (color code)	1.50"	48"	Color Lexan corner
TG-8112- (color code)	1.50"	96"	Color Lexan corner

LEXAN WALL GUARDS

Clear Lexan wall guards made from high-impact polycarbonate.



ITEM	LEG SIZE	LENGTH	DESCRIPTION
WG-3-CL	3.00"	96"	Clear Lexan Wall Guard
WG-4-CL	4.00"	96"	Clear Lexan Wall Guard





KICK PLATES


When choosing aluminum kick plates versus stainless steel kick plates, keep in mind the intended use of the door. The standard height is anywhere from 6 inches to 24", but there are many different options available:

TYPES OF KICK PLATES

- **Mop Plate:** Usually 8" high and installed flush with the bottom of the door. Used to prevent janitorial mops from damaging the door.
- **Armor plate:** Anything up to 48" high, and covers the entire bottom half of the door.
- **Stretcher plate:** Commonly used in hospitals to prevent damage from gurneys and stretchers. Usually between 6" and 12" high, and installed at the approximate height of the handle, parallel to the floor.

A metal kick plate should always be ordered 2 inches narrower than the width of the door so that it doesn't get in the way of the doorjamb when you are closing the door.

Call for pricing of stainless steel and aluminum kick plates today at **1-800-888-2044**.

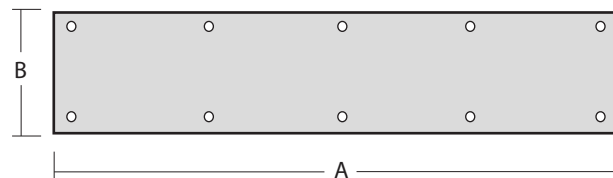


KICK PLATES ARE CUSTOM MANUFACTURED TO YOUR SPECIFICATIONS

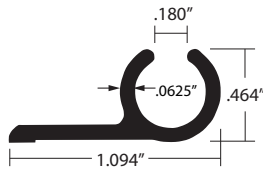
At Eagle Mouldings, we custom manufacture stainless steel and aluminum kick plates to your exact specifications and requirements.

When you place an order with us, please remember to specify the following:

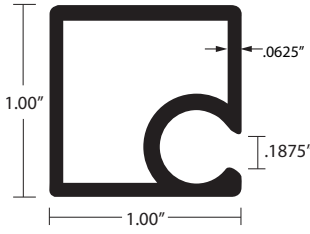
- Material:** Aluminum or Stainless Steel
- Dimensions:** "A" length x "B" height
- Thickness:** 16 or 18 Gauge
- Finish:** Aluminum - Anodized
Aluminum - Mill Finish
Stainless Steel - Polished
Stainless Steel - Brushed #4
- Holes:** Drilled or Undrilled
- Corners:** Radius or Square
- Quantity:** Total needed



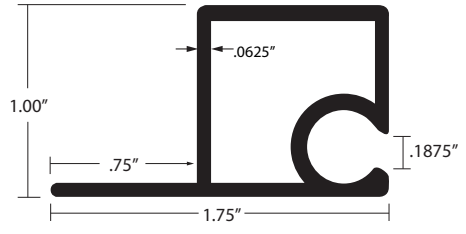
AWNING



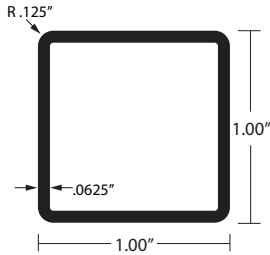
E-7251
MF



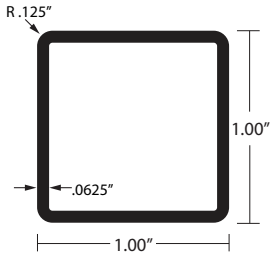
E-9748
MF



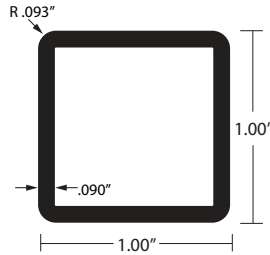
E-10039
MF



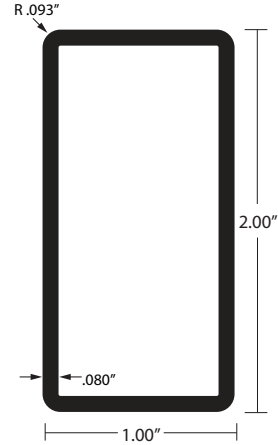
AR-1473
MF



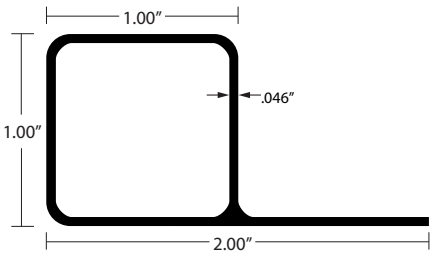
E-9215
MF



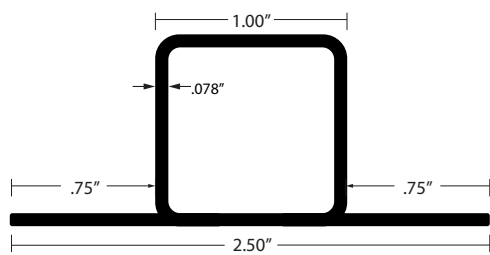
E-16908
MF



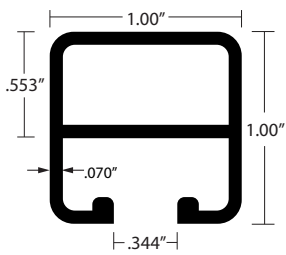
E-9349
MF



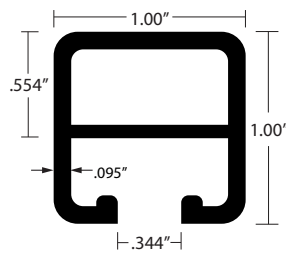
E-3823
MF



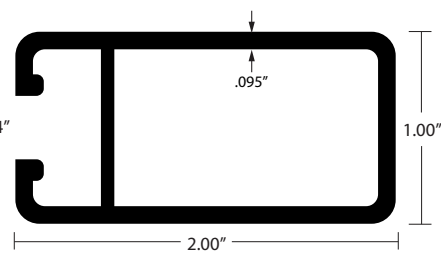
E-15549
MF



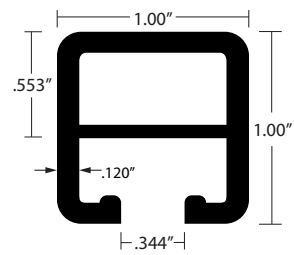
E-15551
MF
Insert V-2038



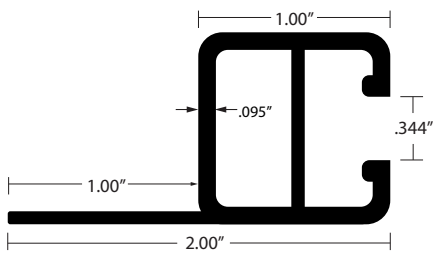
E-15552
MF
Insert V-2038



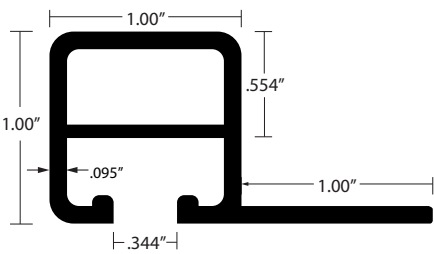
E-15550
MF
Insert V-2038



E-15555
MF
Insert V-2038



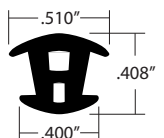
E-15553
MF
Insert V-2038



E-15554
MF
Insert V-2038

VINYL TEE INSERT:

Used to secure fabric into aluminum framing.



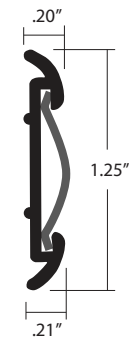
V-2038
250' rolls in Black, Red, Blue, Green, Brown, etc.



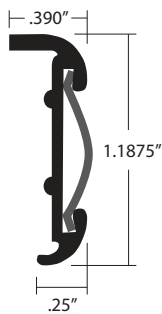
BOAT / MARINE RUB RAIL

Products shown at actual size

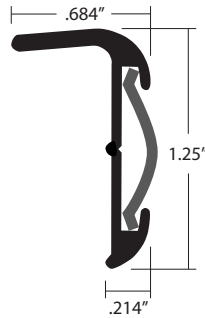
ALUMINUM RUB RAILS



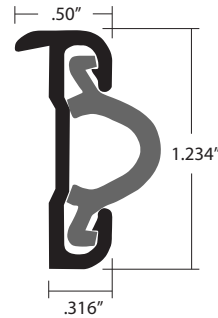
E-2605
POL



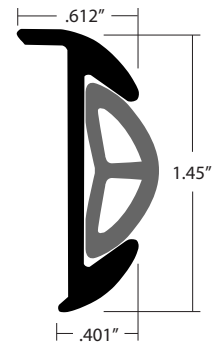
E-1904
POL
Special Order



E-5690
EA
Insert Sold Separately
V-110 Insert BK, RD, WT




E-1002
EA
Special Order
Insert Sold Separately
V-8122 Insert BK

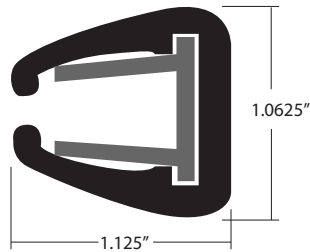


E-672
BA
Insert Sold Separately
V-744 Insert BK


VINYL RUB RAILS



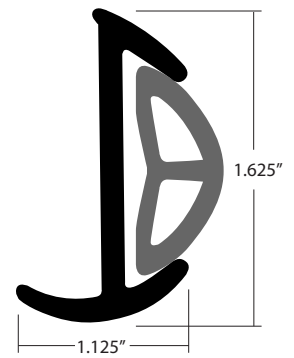
R-250
BK
Rubber Channel



V-843
WT
Special Order
V-840 Inside Track

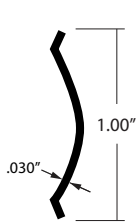


V-2078
BK
V-8151 BK Insert

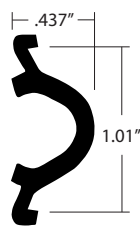


V-1494
BK
V-744 Insert BK

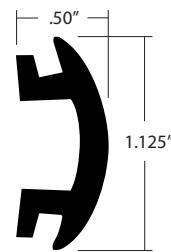
VINYL INSERT FOR RUB RAIL



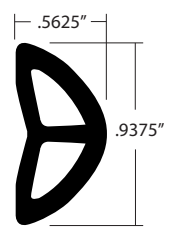
V-110
BK, RD, WT



V-8122
BK



V-8151
BK



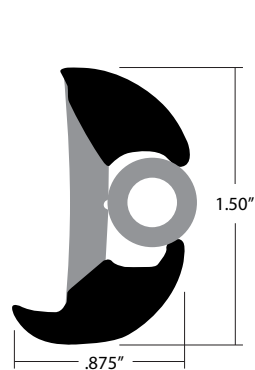
V-744
BK

BOAT / MARINE RUB RAIL

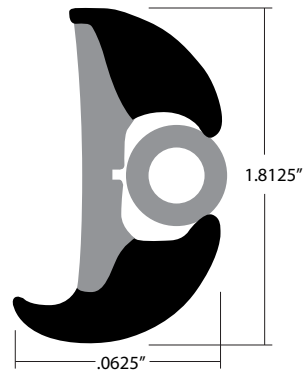
Extrusions shown at actual size

UNIFLEX RUB RAIL SYSTEM

- One-piece semi-rigid inner core and a flexible outer body.
- Retains its shape when flexed, doesn't crimp, easing insert installation.
- Flexes predominately in one direction, easily bending around corners.
- The system is more efficient in bearing the load of fasteners, greatly reducing "fastener bulges".



V-92159
BK
V-713 Insert BK, WT



V-92051
BK
V-758 Insert BK

UNIFLEX RUB RAIL INSERTS

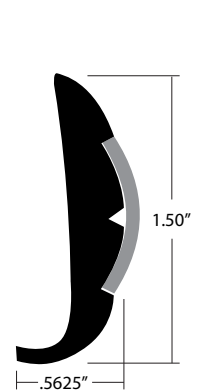


V-713
BK, WT

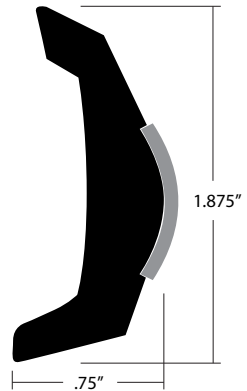


V-758
BK

RUB RAIL SYSTEM WITH STAINLESS STEEL

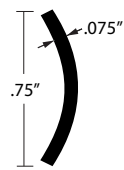


V-1072
BK, WT
SS-340 Stainless Steel

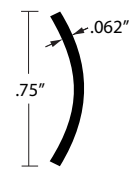


V-1102
WT
SS-340 Stainless Steel

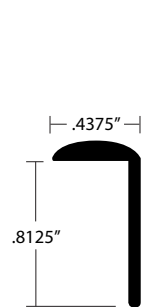
STAINLESS STEEL RUB RAIL



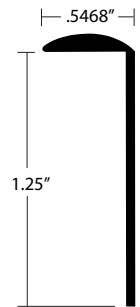
SS-340
.075" Stainless Steel



SS-340-L
.062" Stainless Steel

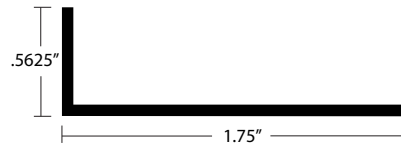


A-326
MF, BA
Drilled & Undrilled



A-328
MF, BA
Drilled & Undrilled

ALUMINUM TRANSOM SECTION



A-1144
MF, EA

BOAT / MARINE RUB RAIL

RUB STRAKES

SS-340-RS
Stainless Steel



SS-100-RS
Stainless Steel



SS-114-RS
Stainless Steel



RUB RAIL ENDS

SS-340-END
Stainless Steel



SS-100-END
Stainless Steel



SS-114-END
Stainless Steel



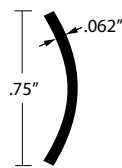
ITEM	WIDTH	LENGTHS
SS-340-RS	.750"	8", 12", 18", 24"
SS-100-RS	1.00"	8", 12", 18", 24"
SS-114-RS	1/25"	8", 12", 18", 24"

ITEM	WIDTH	LENGTHS
SS-340-END	.750"	8", 12", 18", 24"
SS-100-END	1.00"	8", 12", 18", 24"
SS-114-END	1/25"	8", 12", 18", 24"

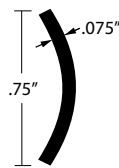
STAINLESS STEEL OVALS

CONCAVE BACK HALF OVALS

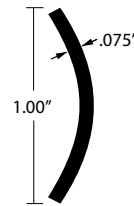
Highly polished stainless steel type 304



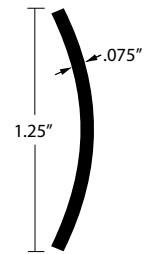
SS-340-L
Drilled,
Undrilled available
on request



SS-340
Drilled,
Undrilled available
on request



SS-100
Drilled,
Undrilled available
on request



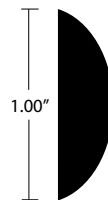
SS-114
Drilled,
Undrilled available
on request

Extrusions shown at actual size

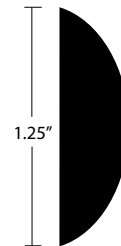
SOLID BACK HALF OVALS



SS-340-SB
Drilled



SS-100-SB
Drilled



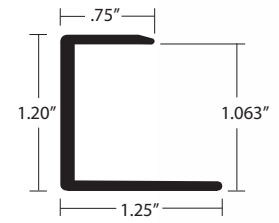
SS-114-SB
Drilled

DOCK, DECKING, BLEACHER

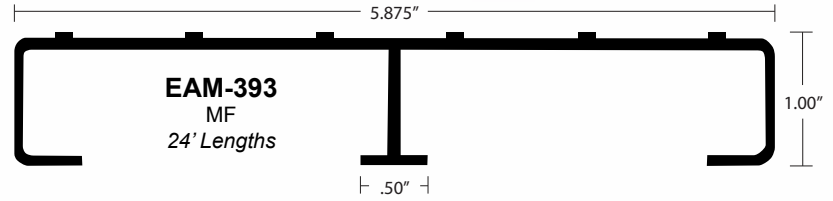
DOCK, DECKING

APPLICATIONS:

- Decking
- Ramp
- Swim Raft
- Dock
- Trailer
- Floor
- Roof
- Industrial Bench
- Mezzanine
- Walkway
- Stair Tread

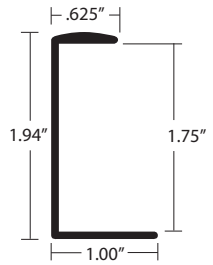


E-494
MF
End Cap for Edge of Decking

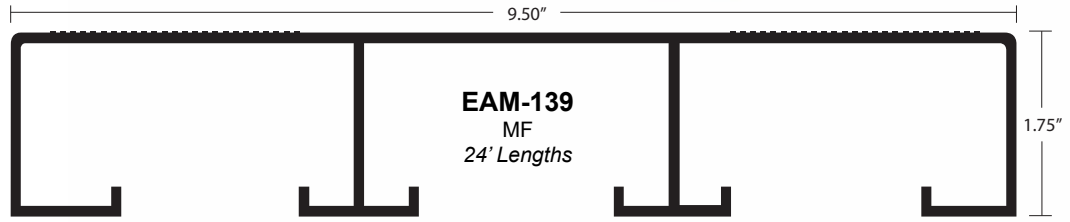


EAM-393
MF
24' Lengths

BLEACHER, SEAT PLANK



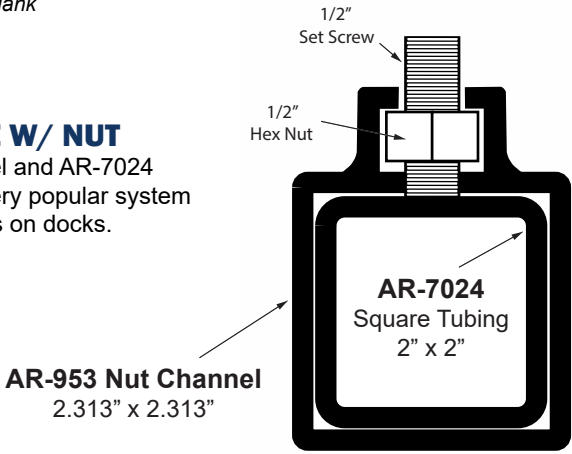
E-146
MF, EA
End Cap for Edge of Bleacher, Seat Plank



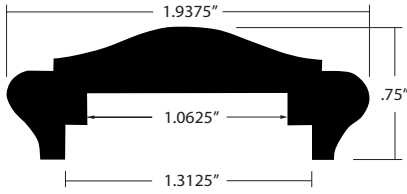
EAM-139
MF
24' Lengths

SQUARE TUBE W/ NUT

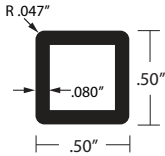
AR-953 nut channel and AR-7024 insert tubing is a very popular system for adjustable posts on docks.



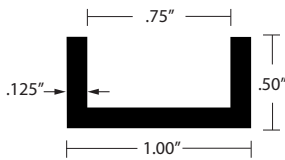
ALUMINUM RAILING & POST SYSTEM




E-4932
MF
24' Lengths



E-8097
MF
Square Tube Pickets

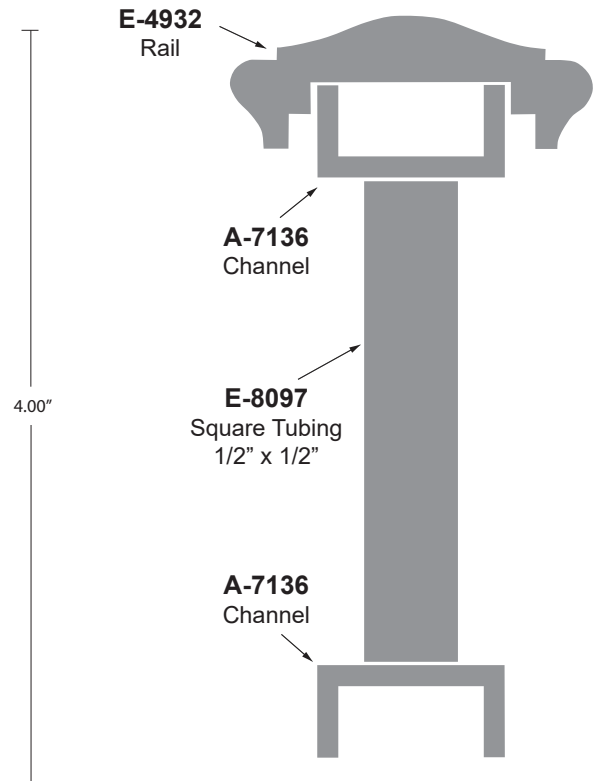


A-7136
MF
Channel Top & Bottom Rail
24" Lengths



ALUMINUM RAILING POST

E-44 SP
Special Order
Square Aluminum Railing Post
with Screw Ports



E-4932
Rail

A-7136
Channel

E-8097
Square Tubing
1/2" x 1/2"

A-7136
Channel

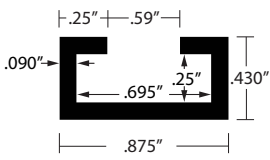
4.00"



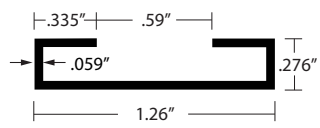
RV, MOTORHOME, TRAILER

Extrusions shown at actual size

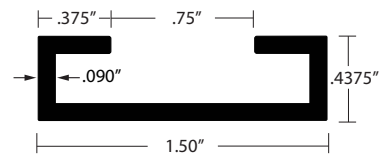
“C” CHANNEL, SLIDE TRACK CHANNEL



EAM-2643
MF

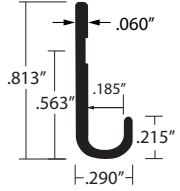


EAM-2925
MF



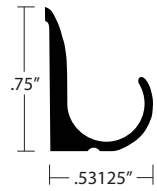
EAM-2420
MF

J-CAPS



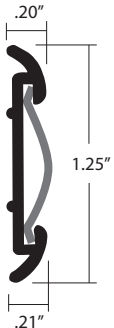
E-19344
MF
Cap for Tread Brite

DRIP GUTTER

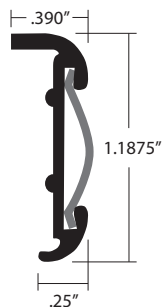


E-400
BD, EA
*Undrilled, Flat Back
Tape Application*

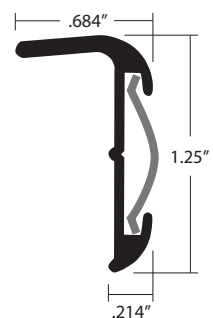
ROOF EDGING, RUB RAIL



E-2605
POL

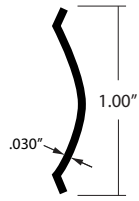


E-1904
POL
Special Order



E-5690
EA

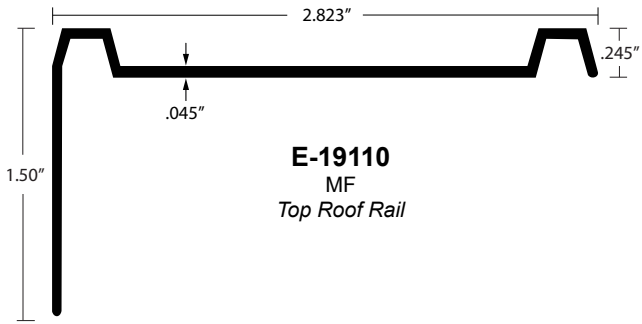
VINYL INSERT FOR ROOF EDGING



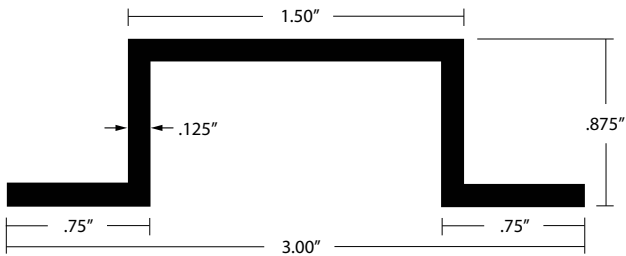
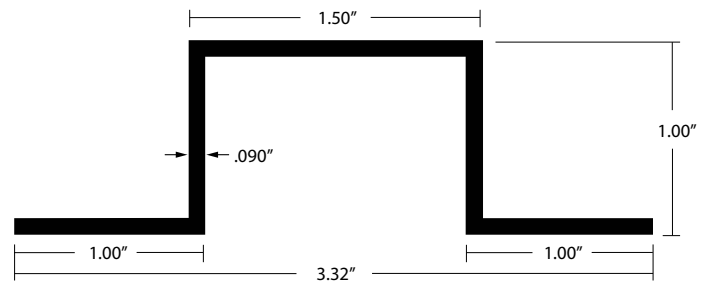
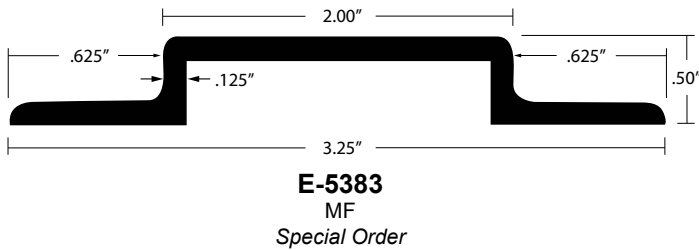
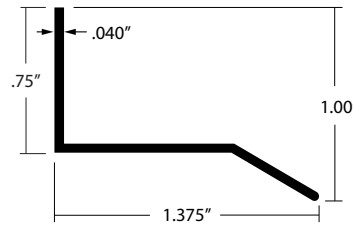
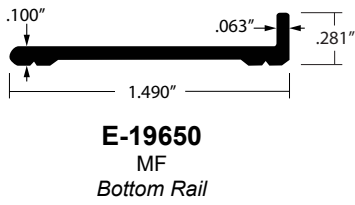
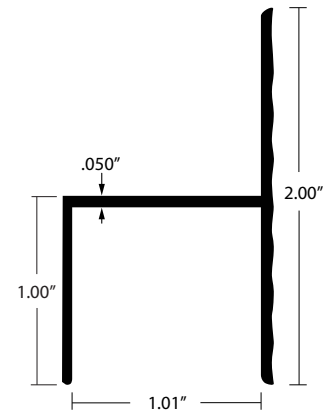
V-110
BK, RD, WT

RV, MOTORHOME, TRAILER

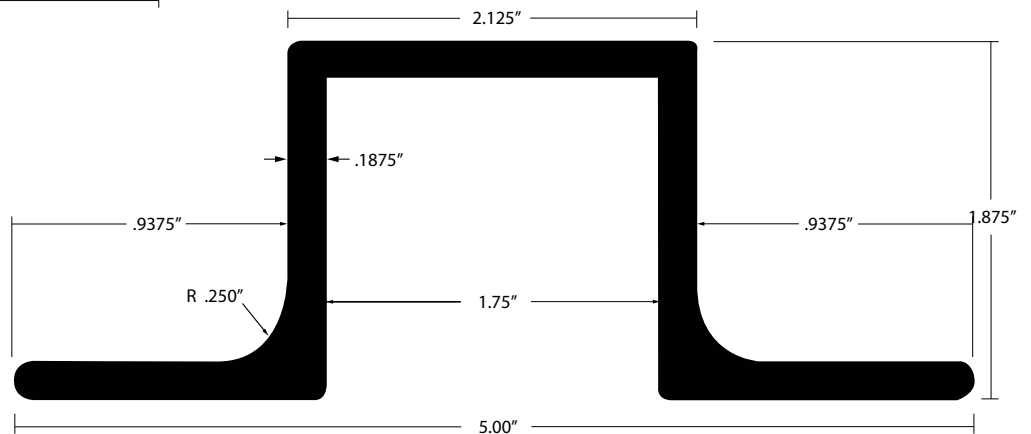
Extrusions shown at actual size



E-17394
MF
Door Frame

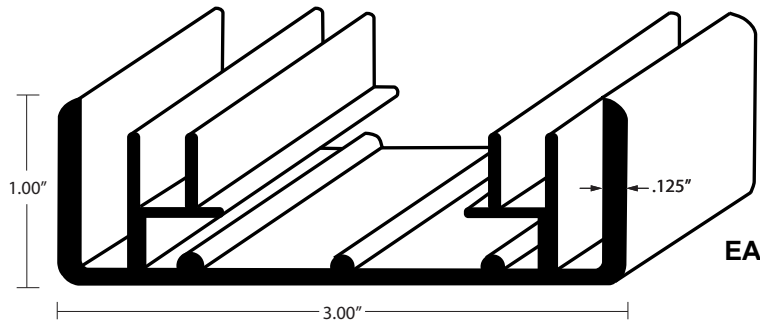


EAM-2884
MF



SIGNAGE, EXHIBITS


SIGN SYSTEM - EAM-555



EAM-555 MF

- High strength design.
- Easy to assemble with the angle bracket corners.
- This multiple channel design gives designers more options. Example, graphics can be applied to both clear panels positioned to give a multi-directional look.
- Other finishes available by special order.

For #10 type F stainless steel screws, use 11/64 inch drill bit and use a lubricant on the screws.




EAM-555-C Corner Angle

A-50 Channel used on larger signs for added support.



EAM-555-NC Notched Angle attached to A-50 Channel with self-drilling screw

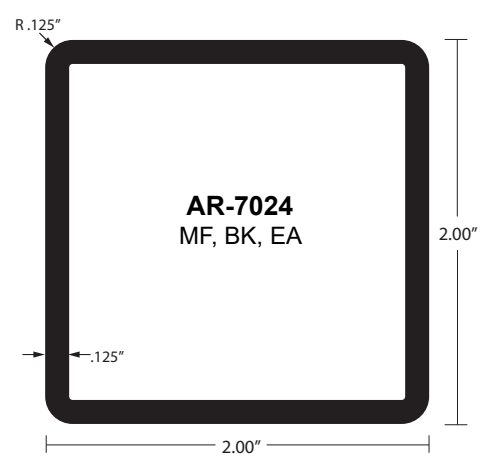

Use center punch to secure permanent sides.



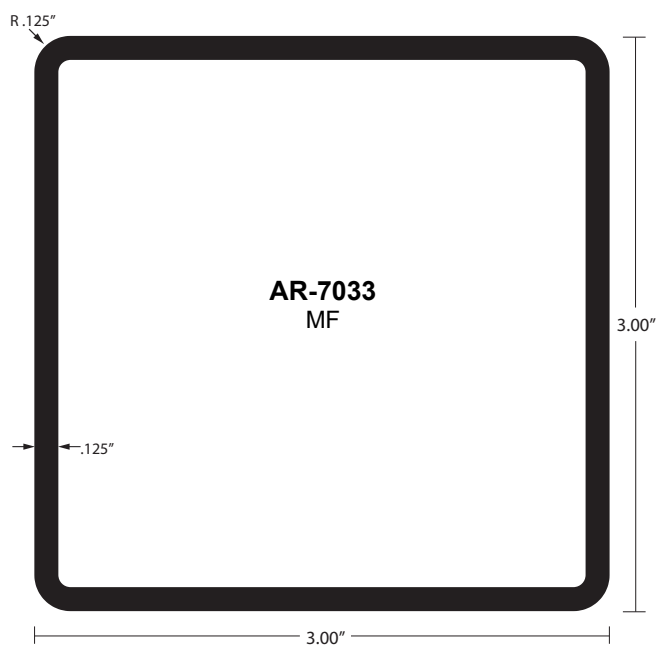
EAM-555-C Corner Angle

ALUMINUM POSTS

2" x 2" and 3" x 3" square aluminum tubing for post and panel signs.



AR-7024 MF, BK, EA

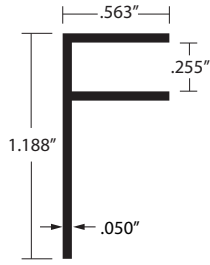


AR-7033 MF

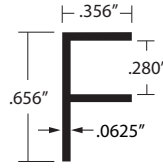
SIGNAGE, EXHIBITS

Extrusions shown at actual size

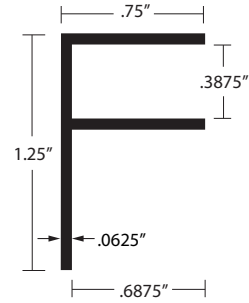
F TRACK CHANNELS, CHANNELS



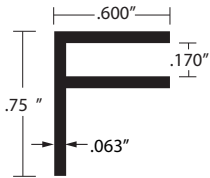
EAM-3377
MF, EA



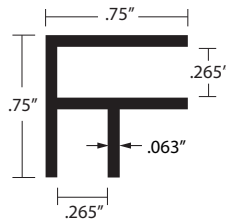
E-6457
Special Order



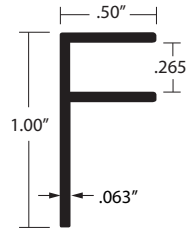
EAM-2860
MF, EA



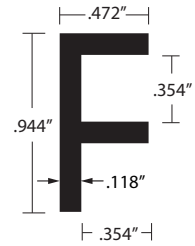
EAM-3625
MF



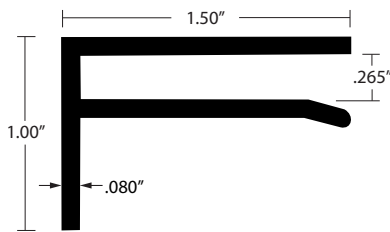
E-8642
BD, EA



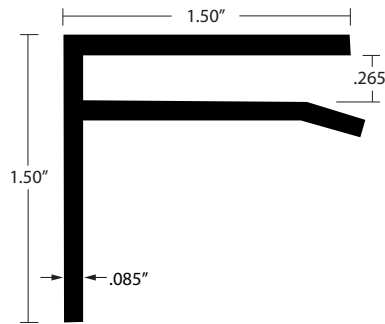
E-7342
EA



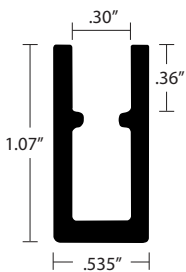
EAM-3108
MF, EA



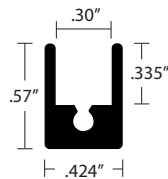
S-106
MF



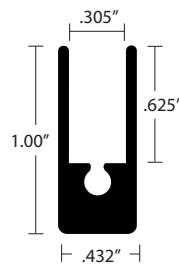
S-107
MF



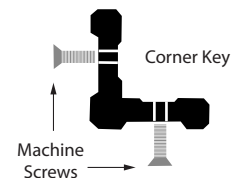
E-11224
EA



EAM-666
MF, EA
.059\" Screw Port



EAM-600
MF, BK, EA
.147\" Screw Port

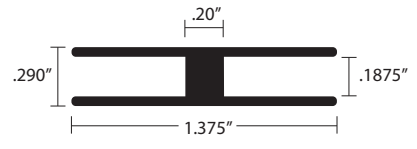


E-11224-KEY
Corner Key

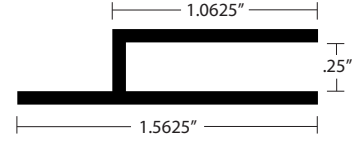
SIGNAGE, EXHIBITS

Extrusions shown at actual size

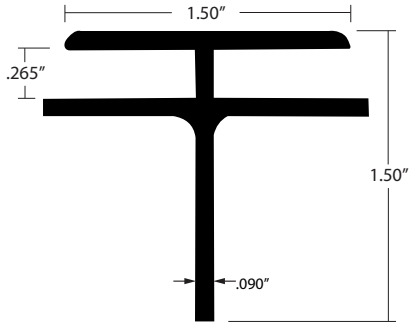
DIVIDERS



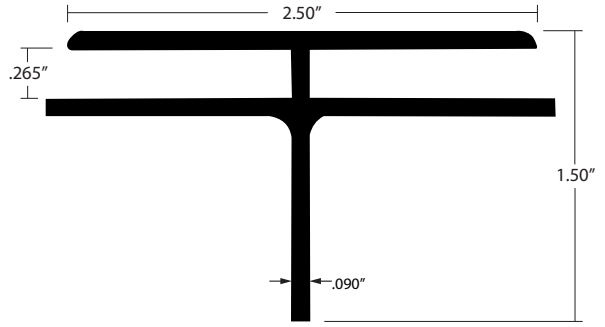
S-113
MF
Hanging Retainer



S-132
MF
Hanging Retainer



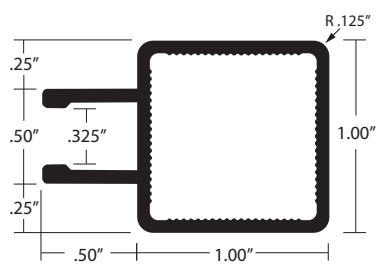
S-131
MF
Hanging Retainer



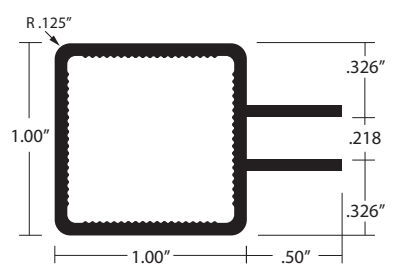
S-130
MF
Hanging Retainer

1" SQUARE ALUMINUM TUBE FRAMING

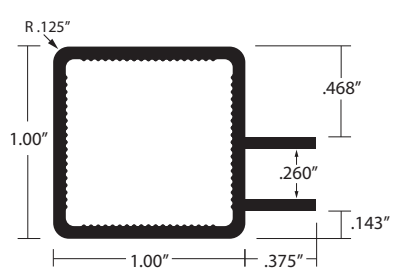
1" nylon tube frame connectors can be found on page 47.



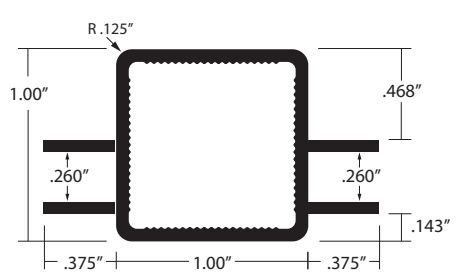
EAM-2265
EA



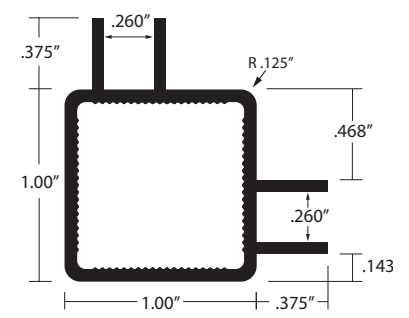
E-61970
EA



E-62198
EA

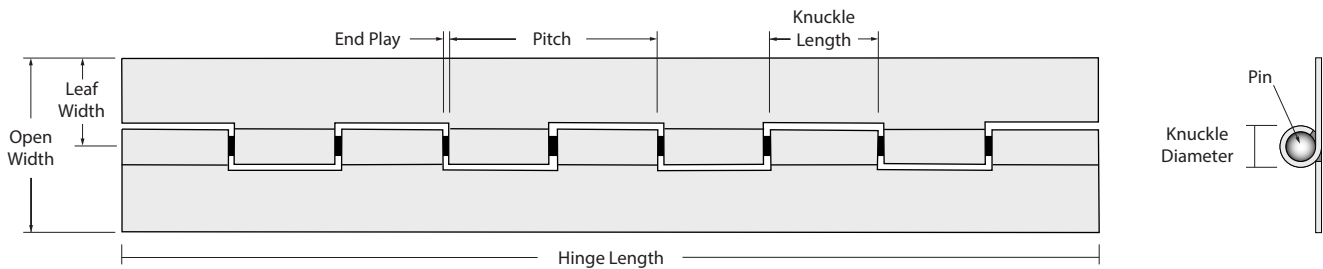


E-62200
EA



E-62199
EA

ALUMINUM HINGE - CONTINUOUS



CONTINUOUS ALUMINUM HINGE - IN STOCK

ITEM	GAUGE	OPEN WIDTH	HINGE LENGTH	FINISH	PIN DIAMETER	KNUCKLE LENGTH
1240-1.5	.040	1.25	72"	Mill Finish	.090	.50"
1240-1.25-BKH	.040	1.25	72"	Black Hard Coat	.090	.50"
1240-1.25-EA	.040	1.25	72"	Satin Anodized	.090	.50"
1240-1.5-MF	.040	1.25	72"	Mill Finish	.090	.50"
1240-1.5-EA	.040	1.25	72"	Satin Anodized	.090	.50"
1240-2	.040	2.00"	72"	Mill Finish	.090	.50"
1260-1.5-MF	.040	2.00"	72"	Mill Finish	.120"	.50"
1260-2-MF	.040	2.00	72"	Mill Finish	.120"	.50"
1260-2-EA	.040	2.00	72"	Satin Anodized	.120"	.50"
1260-3	.040	3.00	72"	Mill Finish	.120"	.50"
1260-3-EA	.040	3.00	72"	Satin Anodized	.120"	.50"
741-A-1-MF	.074	1.00	72"	Mill Finish	.250"	1.00"
741-A-1-MF	.074	1.00	72"	Mill Finish, Staked	.250"	1.00"
741-A-1-UNST	.074	1.00	72"	Mill Finish, Unstaked	.250"	1.00"
741-A-3	.074	3.00	72"	Mill Finish	.250	1.00"

CONTINUOUS ALUMINUM HINGE - SPECIAL ORDER

ITEM	GAUGE	OPEN WIDTH	HINGE LENGTH	FINISH	PIN DIAMETER	KNUCKLE LENGTH
1240	.040"	.750", 1.062", 2.00"	72", 96"	Mill Finish, Satin Anodized, Black	.090	.50"
1260	.060	1.25", 2.50", 3.50", 4.00"	72", 96"	Mill Finish, Satin Anodized, Black	.120"	.50"
1060	.060	1.25", 1.50", 2.00", 2.50", 3.50", 4.00"	72", 96"	Mill Finish, Satin Anodized, Black	.120"	1.00"
1267	.060	1.25", 1.50", 2.00", 2.50", 3.00"	72", 96"	Mill Finish, Satin Anodized, Black	.187"	.50"
607	.060	1.25", 1.50", 2.00", 2.50", 3.00"	72", 96"	Mill Finish, Satin Anodized, Black	.187"	1.00"
1247	.074"	1.50", 2.00", 2.50", 3.00"	72", 96"	Mill Finish, Satin Anodized, Black	.187"	.50"
747	.074"	1.50", 2.00", 2.50", 3.00"	72", 96"	Mill Finish, Satin Anodized, Black	.187"	1.00"
741	.074"	1.50", 2.00", 2.50"	72", 96"	Mill Finish, Satin Anodized, Black	.250"	1.00"
901	.090"	2.00", 3.00"	72", 96"	Mill Finish, Satin Anodized, Black	.250"	1.00"
1110	.120"	2.00", 3.00"	72", 96"	Mill Finish, Satin Anodized, Black	.50"	1.00"

ALUMINUM SHEET

ALUMINUM SHEET - MILL FINISH OR CLEAR ANODIZED

ITEM	THICKNESS	SIZE	SQ. FT. PER SHEET	LBS. PER SQ. FT.	LBS. PER SHEET	ALLOY TEMPER
.032-4 x 10	.032	48" x 120"	40'	.452	18.08	5052 H-32
.040-4 x 10	.040	48" x 120"	40'	.565	22.60	5052 H-32
.050-4 x 10	.050	48" x 120"	40'	.706	28.24	5052 H-32
.063-4 x 8	.063	48" x 96"	32'	.889	28.45	5052 H-32
.063-4 x 10	.063	48" x 120"	40'	.889	35.56	5052 H-32
.080-4 x 8	.080	48" x 96"	32'	1.127	36.06	5052 H-32
.080-4 x 10	.080	48" x 120"	40'	1.127	45.08	5052 H-32
.090-4 x 8	.090	48" x 96"	32'	1.274	40.77	5052 H-32
.090-4 x 10	.090	48" x 120"	40'	1.274	50.96	5052 H-32
.100-4 x 8	.100	48" x 96"	32'	1.397	44.71	5052 H-32
.100-4 x 10	.100	48" x 120"	40'	1.397	55.88	5052 H-32
.125-4 x 8	.125	48" x 96"	32'	1.746	55.872	5052 H-32
.125-4 x 10	.125	48" x 120"	40'	1.746	69.84	5052 H-32
.125-5 x 10	.125	60" x 120"	50'	1.746	87.30	5052 H-32
.188-4 x 8	.188	48" x 96"	40'	2.658	106.32	5052 H-32
.250-4 x 10	.250	48" x 120"	40'	3.492	139.70	5052 H-32

ALUMINUM SHEET - PAINTED

ITEM	THICKNESS	SIZE	SQ. FT. PER SHEET	LBS. PER SQ. FT.	LBS. PER SHEET	ALLOY TEMPER
.040-4 x 10-BK	.040	48" x 120"	40'	.54	21.60	Black Gloss
.040-4 x 10-CB	.040	48" x 120"	40'	.54	21.60	Chevron Blue
.040-4 x 10-HB	.040	48" x 120"	40'	.54	21.60	Heron Blue
.040-4 x 10-IG	.040	48" x 120"	40'	.54	21.60	Ivy Green
.040-4 x 10-MT	.040	48" x 120"	40'	.54	21.60	Mocha Tan
.040-4 x 10-RD	.040	48" x 120"	40'	.54	21.60	Red
.040-4 x 10-WT	.040	48" x 120"	40'	.54	21.60	White
.040-4 x 10-YW	.040	48" x 120"	40'	.54	21.60	Yellow

ALUMINUM SHEET - TREAD BRITE

ITEM	THICKNESS	SIZE	SQ. FT. PER SHEET	LBS. PER SQ. FT.	LBS. PER SHEET	ALLOY TEMPER
.063-4 x 8-TBT	.063	48" x 96"	32'	1.007	32.224	3003
.063-4 x 10-TBT	.063	48" x 120"	40'	1.007	40.28	3003
.080-4 x 10-TBT	.080	48" x 120"	40'	1.239	49.46	3003
.100-4 x 10-TBT	.100	48" x 120"	40'	1.600	64.00	3003
.125-4 x 8-TBT	.125	48" x 96"	40'	1.92	60.80	3003
.125-4 x 10-TBT	.125	48" x 120"	40'	1.92	76.00	3003
.125-4 x 10-TBT	.125	60" x 120"	50'	1.92	96.00	3003
.188-4 x 10-TBT	.188	48" x 120"	40'	2.80	112.00	3003



CONVERSION CHARTS

FRACTION	DECIMAL	MM
1/32	.0313	.7938
1/16	.0625	1.5875
3/32	.0938	2.3813
1/8	.1250	3.1750
5/32	.1563	3.9688
3/16	.1875	4.7625
7/32	.2188	5.5563
1/4	.2500	6.3500
9/32	.2813	7.1438
5/16	.3125	7.9375
11/32	.3438	8.7313
3/8	.3750	9.5250
13/32	.4063	10.3188
7/16	.4375	11.1125
15/32	.4688	11.9063
1/2	.5000	12.700
17/32	.5313	13.4938
9/16	.5625	14.2875
19/32	.5938	15.0813
5/8	.6250	15.8750
21/32	.6563	16.6688
11/16	.6875	17.4625
23/32	.7188	18.2563
3/4	.7500	19.0500

FRACTION	DECIMAL	MM
25/32	.7813	19.8438
13/16	.8125	20.6375
27/32	.8438	21.4313
7/8	.8750	22.2250
29/32	.9063	26.0188
15/16	.9375	23.8125
31/32	.9688	24.6063
1	1.0000	25.4000
1-1/32	1.0313	26.1938
1-1/16	1.0625	26.9875
1-3/32	1.0938	27.7813
1-1/8	1.1250	28.5750
1-5/32	1.1563	29.3688
1-3/16	1.1875	30.1625
1-7/32	1.2188	30.9563
1-1/4	1.2500	31.7500
1-9/32	1.2813	32.5438
1-5/16	1.3125	33.3375
1-11/32	1.3438	34.1313
1-3/8	1.3750	34.9250
1-13/32	1.4063	35.7188
1-7/16	1.4375	36.5125
1-15/32	1.4688	37.3063
1-1/2	1.5000	38.1000

FRACTION	DECIMAL	MM
1-17/32	1.5313	38.8938
1-9/16	1.5625	39.6875
1-19/32	1.5938	40.4813
1-5/8	1.6250	41.2750
1-21/32	1.6563	42.0688
1-11/16	1.6875	42.8625
1-23/32	1.7188	43.6563
1-3/4	1.7500	44.4500
1-25/32	1.7813	45.2438
1-13/16	1.8125	46.0375
1-27/32	1.8438	46.8313
1-7/8	1.8750	47.6250
1-29/32	1.9063	48.4188
1-15/16	1.9375	49.2125
1-31/32	1.9688	50.0063
2	2.0000	50.8000
2-1/32	2.0313	51.5938
2-1/16	2.0625	52.3875
2-3/32	2.0938	53.1813
2-1/8	2.1250	53.9750
2-5/32	2.1563	54.7688
2-3/16	2.1875	55.5625
2-7/32	2.2188	56.3563
2-1/4	2.2500	57.1500

FRACTION	DECIMAL	MM
2-9/32	2.2813	57.9438
2-5/16	2.3125	58.7375
2-11/32	2.3438	59.5313
2-3/8	2.3750	60.3250
2-13/32	2.4063	61.1188
2-7/16	2.4375	61.9125
2-15/32	2.4688	62.7063
2-1/2	2.5000	63.5000
2-17/32	2.5313	64.2938
2-9/16	2.5625	65.0875
2-19/32	2.5938	65.8813
2-5/8	2.6250	66.6750
2-21/32	2.6563	67.4688
2-11/16	2.6875	68.2625
2-23/32	2.7188	69.0563
2-3/4	2.7500	69.8500
2-25/32	2.7813	70.6438
2-13/16	2.8125	71.4375
2-27/32	2.8438	72.2313
2-7/8	2.8750	73.0250
2-29/32	2.9063	73.8188
2-15/16	2.9375	74.6125
2-31/32	2.9688	75.4063
3	3.000	76.2000

SPECIALTY ALUMINUM TRIMS + EXTRUSIONS



50 Medina Street South
Loretto, MN 55357

1-800-888-2044

eagle-aluminum.com