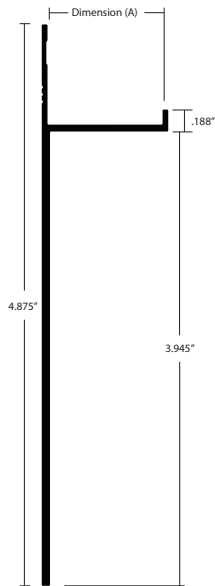


MILLWORK PROFILES



View All Trims



EMT-17 FLANGED BASE PLATE

If you're looking for a way to add a touch of sophistication to your project, our straight and consistent base plates will add the finishing touch to any wall panel application. They're easy to install and maintain, and they will give your space a finished, professional look that will last for years to come.

- Stocked in 10' lengths (120 inches)
- Stocked in Clear Satin Anodized (EA) and Mill Finish (MF)
- Composition: 6063-T5 Extruded Aluminum


PROFILE DEPTHS

Item Number	Dimension (A)
EMT-17075	0.75" (3/4")
EMT-17100	1.00" (1")


FINISH OPTIONS

Eagle Architectural Trims are available in Clear Satin anodized, Mill Finish, color anodized and powder coat finishes.

ANODIZED FINISHES



POWDER COAT FINISHES



FIELD PAINTING INSTRUCTIONS

Clean and prep mill finish (MF) trim in accordance with the paint manufacturer's best practices. Ensure paint and primer is recommended for aluminum via paint manufacturer. Apply coating until desired finish is achieved.

Painting Clear Anodized: This is generally not recommended, but can be achieved when necessary. Clean and treat aluminum with an acid etch solution. Rinse thoroughly and dry. Apply an acid-etched prime/primer based on the paint manufacturer's best practices. Apply paint coating per paint manufacturer's specifications.

CUTTING INSTRUCTIONS

When necessary, cut material using a miter saw with a high-quality, non-ferrous carbide blade with a minimum tooth count of 80, and lubricant. Clean trim prior to installation. Refer to saw blade manufacturer's best practices for additional information.

WARRANTY

Eagle Aluminum's warranty covers manufacturing defects for a period of three years. Refer to Eagle Aluminum's warranty documentation for additional details.