

**MILLWORK
PROFILES**



EAGLE ARCHITECTURAL TRIMS



CUSTOM & SPECIALTY ALUMINUM EXTRUSION SOLUTIONS




MILLWORK PROFILES

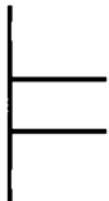
ACCENTS, CHANNELS, REVEALS



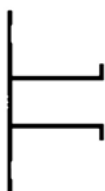
View All Trims



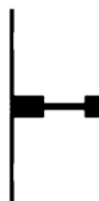
EMT-01
Millwork U Channel




EMT-02
Channel Reveal




EMT-03
Flanged Channel Reveal



EMT-08
1/4" Accent



EMT-06
"F" Reveal



EMT-07
Flanged "F" Reveal

ANGLES & TERMINATIONS



EMT-04
Millwork Angle



EMT-05
Millwork Flanged Angle



EMT-09
1/4" Termination Accent



EMT-11
Inside Corner

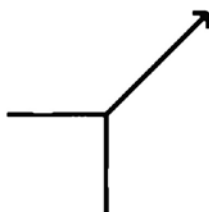


EMT-12
Flanged Inside Corner

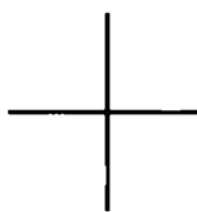
OUTSIDE CORNERS



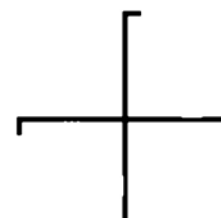
EMT-10
1/4" Corner Accent



EMT-15
Arrow Outside Corner



EMT-13
Outside Corner

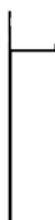


EMT-14
Flanged Outside Corner

BASE PLATES



EMT-16
Base Plate



EMT-17
Flanged Base Plate

DIVIDERS



EAM-2558
.50" Material



EAM-2559
.75" Material



EMT-18
H-Mold

Eagle Aluminum offers custom finishing, fabrication, and cutting services for all stocked and special order extrusions.

ARCHITECTURAL ALUMINUM PROFILES



[View All Trims](#)

ARCHITECTURAL ALUMINUM ANGLES



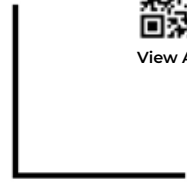
A-803
.75" Angle



A-903
1.00" Angle



A-1425
1.50" Angle



A-2419
2.00" Angle



A-104
.50" Angle



A-1187
1.00" Angle



A-1163
1.50" Angle



A-1202
2.00" Angle

ARCHITECTURAL ALUMINUM CHANNELS



CHI-1234
.50" x .75" Channel



A-761
.75" x .75" Channel



EAM-2715
.875" x 1.00" Channel



A-741
1.125" x .75" Channel



EAM-2807
.50" x 1.00" Channel



EAM-2665
.625" x .75" Channel



CHF-239
.75" x .50" Channel



A-774
.75" x .75" Channel

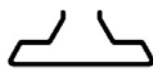


A-1101
1.00" x 1.00" Channel

ALUMINUM SLATWALL INSERTS



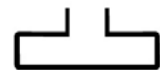
EAM-17351
Slatwall Insert



E-138
Slatwall Insert



E-182
Slatwall Insert



E-5384
Slatwall Insert

ALUMINUM Z CLIPS



EAM-375
Aluminum Z Clip



EAM-62518
Aluminum Z Clip

Eagle Aluminum offers custom finishing, fabrication, and cutting services for all stocked and special order extrusions.



UPGRADE YOUR MILLWORK WITH EAGLE ARCHITECTURAL TRIMS



Architectural millwork can be found in every type of project from office buildings to your favorite restaurant, retail store, or furniture applications. If you look closely, you will see how Eagle Aluminum Architectural Trims and reveals add protection to high-end decorative millwork, wall panels, glass, or cabinetry design.

Aluminum millwork trims can be a builder's best friend to protect and extend the life cycle of their high-end wood designs. Our trims and reveals are made from high-quality aluminum that is resistant to corrosion, fading, and scratching. They're easy to install and maintain, and they will give your space a finished, professional look that will last for years to come.

GET A QUOTE

Contact an Eagle Sales Representative Today at 1-800-888-2044!

READY TO SHIP

- 10' Lengths (120 Inches)
- Clear Satin Anodized Finish (EA)
- Mill Finish (MF)

PROFILE DEPTHS

- 0.75" (3/4")
- 1.00" (1")

COMPOSITION

- 6063-T5 Extruded Aluminum

FINISH OPTIONS

- Clear Satin Anodized (EA)
- Mill Finish (MF)
- Anodized Finishes
- Powder Coat Finishes

ANODIZED FINISHES



Clear Satin Anodized




Champagne




Golden Bronze




Light Bronze



Medium Bronze




Dark Bronze



Deep Bronze




Black




Rose Gold

POWDER COAT FINISHES



White



Cream



Almond



Khaki



Silver Gray



Light Gray



Dark Gray



Medium Bronze



Dark Bronze



Black

Eagle Aluminum offers custom finishing, fabrication, and cutting services for all stocked and special order extrusions.

EAGLE-CLIP™ ALUMINUM Z CLIP HANGING SYSTEM

Hanging wall panels has never been easier. The Eagle-Clip Z Clips (aluminum z extrusions) are a fast and cost effective method to hang, fasten, and secure any kind of wall panel, acoustical panel, partition, frame, cabinet, sign, mirror or piece of artwork. Our specially engineered Eagle-Clip Z Clips allow for fast mounting and removal. Made from heat treated hardened aluminum and available in 1-1/2" and 2" clips, continuous lengths of 72" and 144" either punched or un-punched, the Eagle-Clip Z Clips make installation fast and easy.

EAGLE Z CLIPS	CLIP WIDTH	CONTINUOUS RAIL LENGTH	LIFT-OFF	PROJECTION STAND-OFF	CLIP HEIGHT	HOLE SIZE	ALUMINUM
EAM-375	2.00"	72", 144"	.375"	.250"	1.25"	.210"	6005-T6
EAM-62518	1.5"	72", 144"	.625"	.1875"	1.875"	.210"	6005-T6


EAM-375 EAGLE-CLIP

Features:

- .375" lift-off
- .250" stand-off
- .210 hole size
- Continuous lengths are available unpunched or pre-punched holes every 8" on center
- Aluminum Alloy 6005-T6 temper in accordance with ASTM B221

Available Sizes:

- 2.00" Eagle-Clip with Grooved back - [EAM-375-2](#)
- 6' (72") continuous length z-bar - [EAM-375-6](#)
- 12' (144") continuous length z-bar - [EAM-375-12](#)
- Punched (DR) or Unpunched (UN)
- Custom sizes and hole locations available




EAM-62518 EAGLE-CLIP

Features:

- .625" lift-off
- .1875" stand-off
- .210 hole size
- Continuous lengths are available unpunched or pre-punched holes every 8" on center
- Aluminum Alloy 6005-T6 temper in accordance with ASTM B221

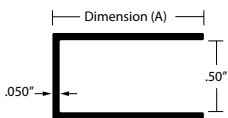
Available Sizes:

- 1.50" Eagle-Clip with Grooved back - [EAM-62518-15](#)
- 6' (72") continuous length z-bar - [EAM-62518-6](#)
- 12' (144") continuous length z-bar - [EAM-62518-12](#)
- Punched (DR) or Unpunched (UN)
- Custom sizes and hole locations available

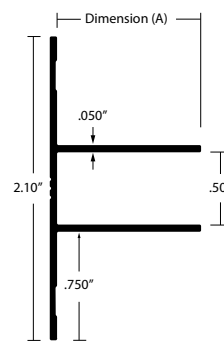


Eagle Aluminum offers custom finishing, fabrication, and cutting services for all stocked and special order extrusions.

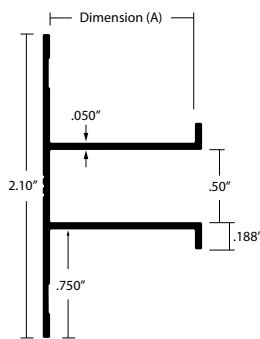
MILLWORK PROFILES - ACCENTS, CHANNELS, REVEALS



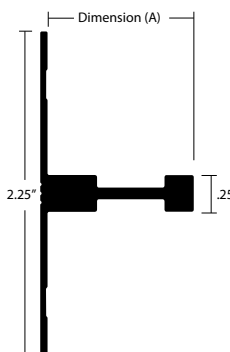
EMT-01
Millwork U Channel
 EMT-01075 - 3/4" Depth (Dim A)
 EMT-01100 - 1" Depth (Dim A)
 EA, MF



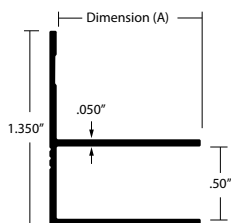
EMT-02
Channel Reveal
 EMT-02075 - 3/4" Depth (Dim A)
 EMT-02100 - 1" Depth (Dim A)
 EA, MF



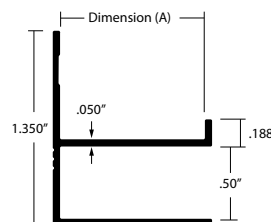
EMT-03
Flanged Channel Reveal
 EMT-03075 - 3/4" Depth (Dim A)
 EMT-03100 - 1" Depth (Dim A)
 EA, MF



EMT-08
1/4" Accent
 EMT-08075 - 3/4" Depth (Dim A)
 EMT-82100 - 1" Depth (Dim A)
 EA, MF



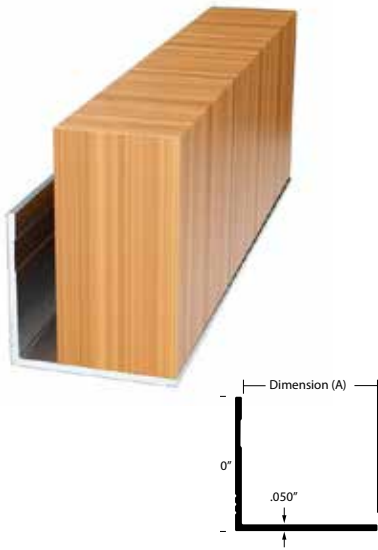
EMT-06
"F" Reveal
 EMT-06075 - 3/4" Depth (Dim A)
 EMT-06100 - 1" Depth (Dim A)
 EA, MF



EMT-07
Flanged "F" Reveal
 EMT-07075 - 3/4" Depth (Dim A)
 EMT-07100 - 1" Depth (Dim A)
 EA, MF

Eagle Aluminum offers custom finishing, fabrication, and cutting services for all stocked and special order extrusions.

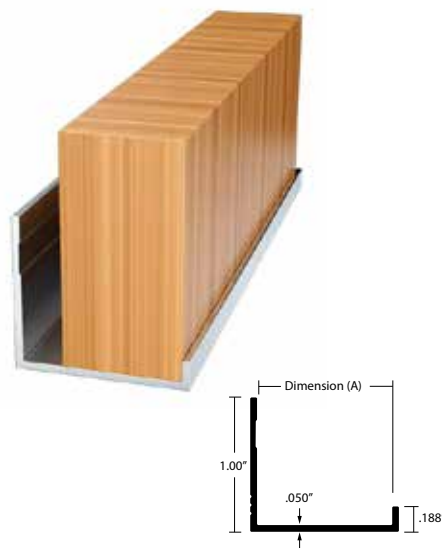
MILLWORK PROFILES - ANGLES & TERMINATIONS



EMT-04

Millwork Angle

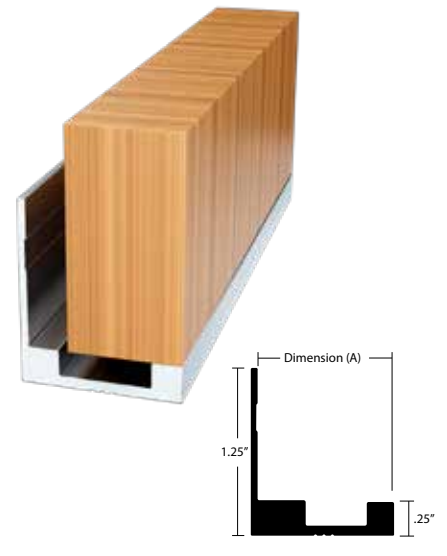
EMT-04075 - 3/4" Depth (Dim A)
EMT-04100 - 1" Depth (Dim A)
EA, MF



EMT-05

Millwork Flanged Angle

EMT-05075 - 3/4" Depth (Dim A)
EMT-05100 - 1" Depth (Dim A)
EA, MF




EMT-09

1/4" Termination Accent

EMT-09075 - 3/4" Depth (Dim A)
EMT-09100 - 1" Depth (Dim A)
EA, MF

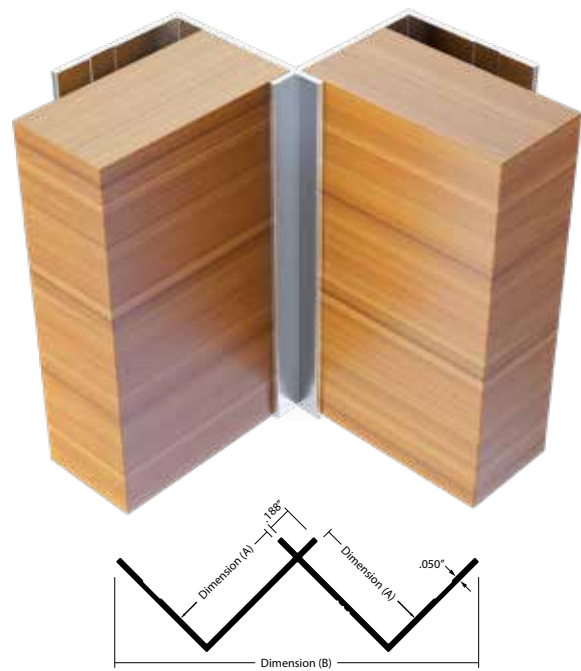
MILLWORK PROFILES - INSIDE CORNERS



EMT-11

Inside Corner

EMT-11075 - 3/4" Depth (Dim A)
EMT-11100 - 1" Depth (Dim A)
EA, MF



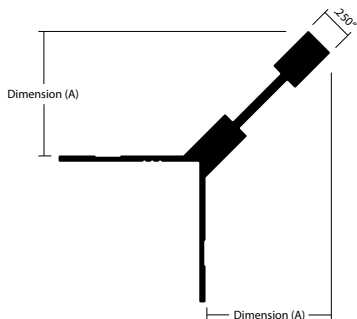
EMT-12

Flanged Inside Corner

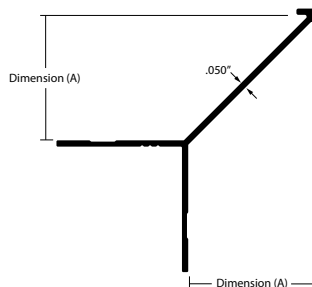
EMT-12075 - 3/4" Depth (Dim A)
EMT-12100 - 1" Depth (Dim A)
EA, MF

Eagle Aluminum offers custom finishing, fabrication, and cutting services for all stocked and special order extrusions.

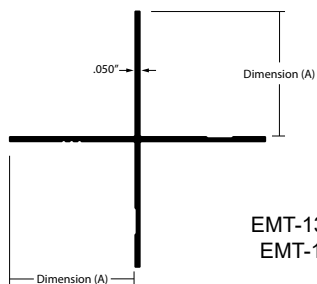
MILLWORK PROFILES - OUTSIDE CORNERS



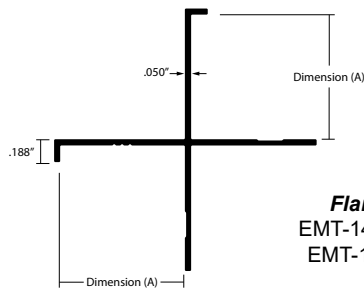
EMT-10
1/4" Corner Accent
 EMT-10075 - 3/4" Depth (Dim A)
 EMT-10100 - 1" Depth (Dim A)
 EA, MF



EMT-15
Arrow Outside Corner
 EMT-15075 - 3/4" Depth (Dim A)
 EMT-15100 - 1" Depth (Dim A)
 EA, MF



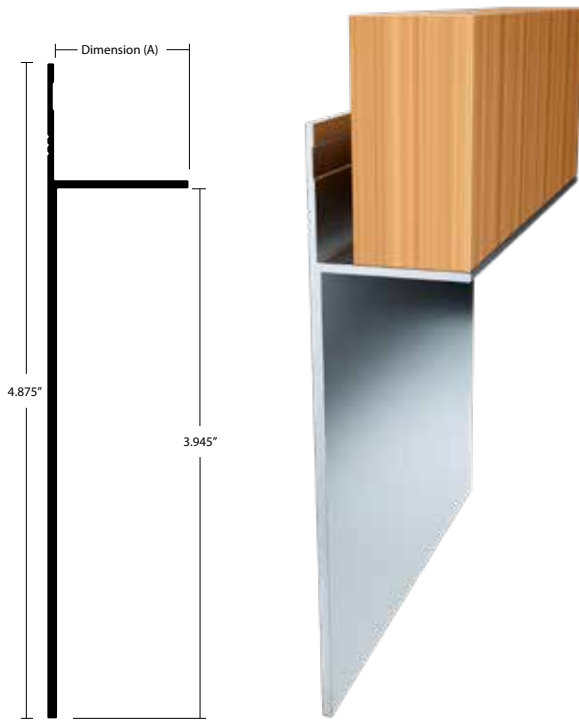
EMT-13
Outside Corner
 EMT-13075 - 3/4" Depth (Dim A)
 EMT-13100 - 1" Depth (Dim A)
 EA, MF



EMT-14
Flanged Outside Corner
 EMT-14075 - 3/4" Depth (Dim A)
 EMT-14100 - 1" Depth (Dim A)
 EA, MF

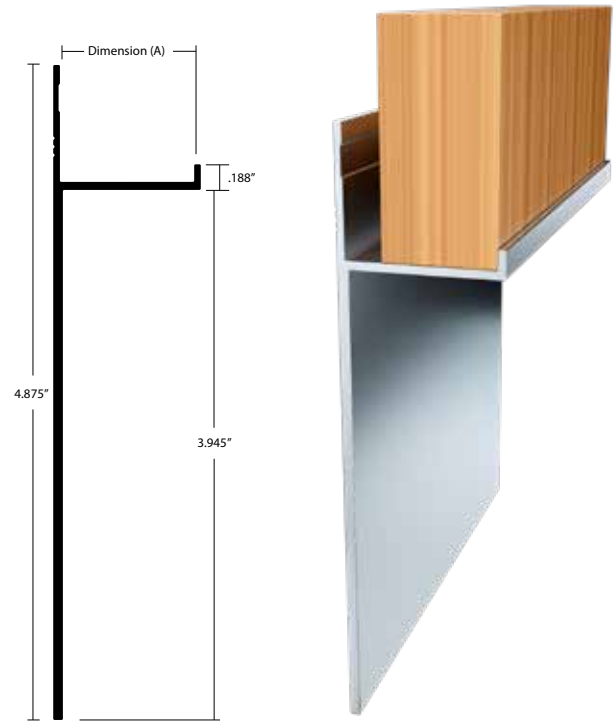
Eagle Aluminum offers custom finishing, fabrication, and cutting services for all stocked and special order extrusions.

MILLWORK PROFILES - BASE PLATES



EMT-16
Base Plate

EMT-16075 - 3/4" Depth (Dim A)
EMT-16100 - 1" Depth (Dim A)
EA, MF

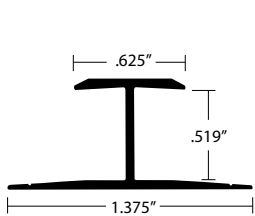


EMT-17

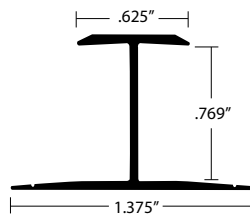
Flanged Base Plate

EMT-17075 - 3/4" Depth (Dim A)
EMT-17100 - 1" Depth (Dim A)
EA, MF

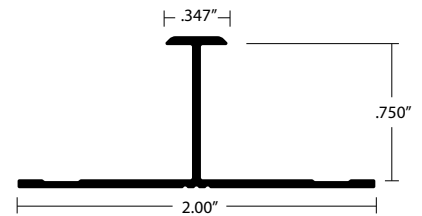
MILLWORK PROFILES - "H" DIVIDERS



EAM-2558
1/2" Material
MF, EA



EAM-2559
3/4" Material
MF, EA

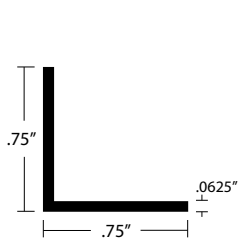


EMT-18
H-Mold
MF, EA

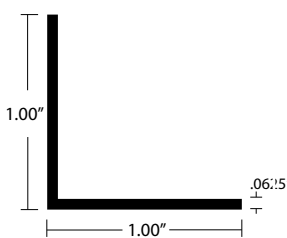
Eagle Aluminum offers custom finishing, fabrication, and cutting services for all stocked and special order extrusions.

ARCHITECTURAL ALUMINUM ANGLES

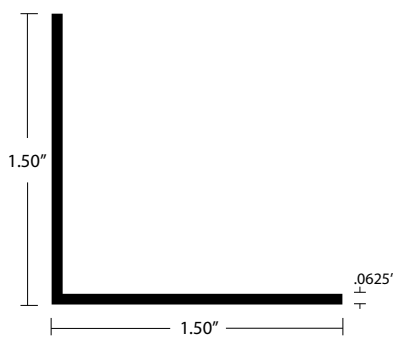
1/16" (.0625") WALL THICKNESS



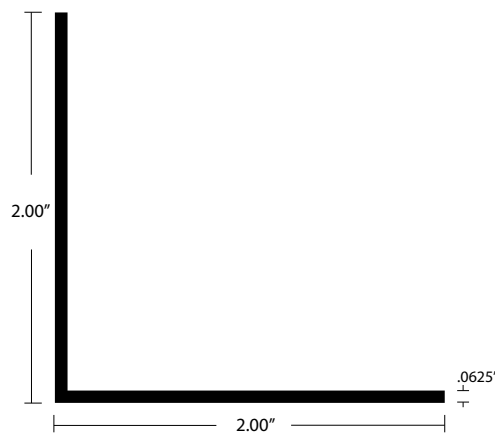
A-803
MF, BD, BK, EA



A-903
MF, BK, EA

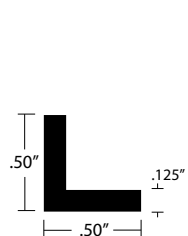


A-1425
MF, BK, EA

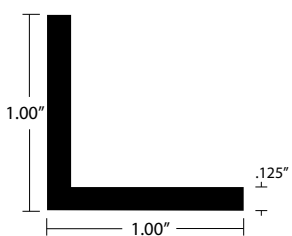


A-2419
MF, BK, EA

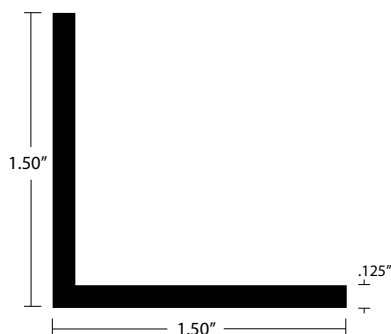
1/8" (.125") THICK - EQUAL ANGLES




A-104
MF, EA



A-1187
MF, BK, EA



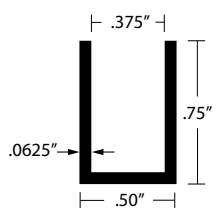
A-1163
MF, BK, EA



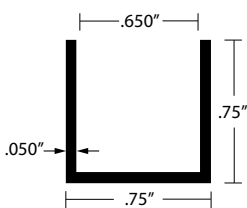
A-1202
MF, EA

ARCHITECTURAL ALUMINUM CHANNELS

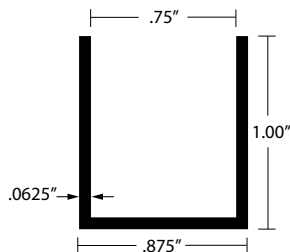
1/16" (.0625") WALL THICKNESS



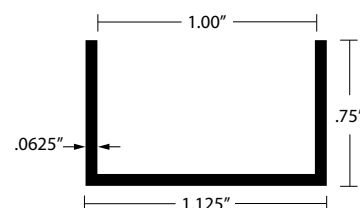
CHI-1234
MF, EA



A-761
MF, BK, EA

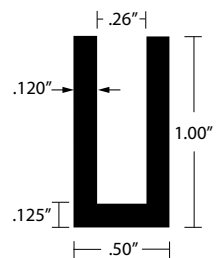


EAM-2715
MF, EA

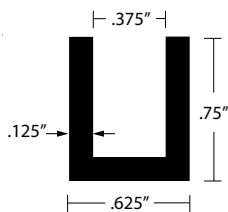


A-741
MF, EA

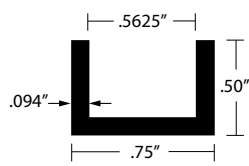
1/8" (.125") WALL THICKNESS



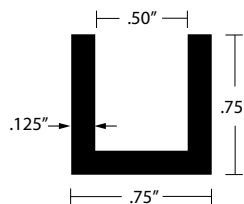
EAM-2807
MF, EA



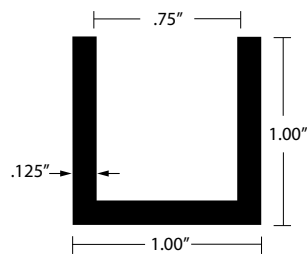
EAM-2665
MF



CHF-239
MF, EA



A-774
MF, BK, EA

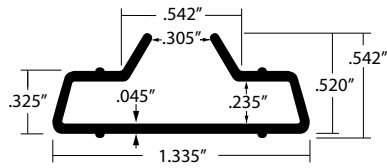


A-1101
MF, EA

Eagle Aluminum offers custom finishing, fabrication, and cutting services for all stocked and special order extrusions.

ALUMINUM SLATWALL INSERTS

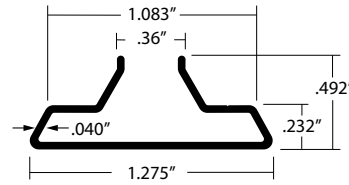
EAM-17351
MF
96" Lengths



Use with Cutter Bit
SW-17351



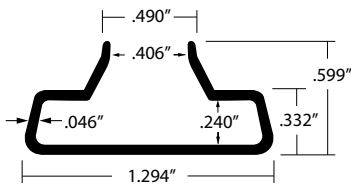
E-138
MF, BK
96" Lengths



Use with Cutter Bit
SW-138



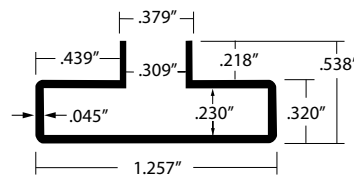
E-182
MF, BK
96" Lengths



Use with Cutter Bit
SW-182



E-5384
MF, BK
96" Lengths



Use with Cutter Bit
SW-5384



SLATWALL CUTTER BITS



SW-17351
For EAM-17351
Slatwall Insert



SW-138
For E-138
Slatwall Insert



SW-182
For E-182
Slatwall Insert



SW-5384
For E-5384
Slatwall Insert

EAGLE ARCHITECTURAL TRIMS



50 Medina Street South, Loretto, MN 55357
1-800-888-2044 Eagle-Aluminum.com